


JOB NAME: WAVERLY OFFICE BUILDING AND PARKING DECK

CUSTOMER: SHELCO, LLC

ARCHITECT: RULE JOY TRAMMEL RUBIO ARCHITECTURE

LOCATION: CHARLOTTE, NC

JOB NUMBER: 6612



Peachtree
PROTECTIVE COVERS

1477 ROSEDALE DRIVE • HIRAM, GA 30141 • PHONE (770) 439-2120 • FAX (770) 439-2122

ERECTION DRAWING GENERAL NOTES:

FABRICATION NOTE:
PPC WILL FIELD MEASURE THE SITE PRIOR TO FABRICATION OF THE CANOPY SYSTEM. FIELD MEASUREMENTS WILL BE TAKEN AFTER ALL BASE PLATES ARE SET AND ADJACENT/EXTERIOR BUILDING SKIN IS COMPLETE. AS PART OF THE FIELD MEASUREMENT PROCESS, WE WILL SHOOT THE ELEVATION AT EACH COLUMN LOCATION AND MEASURE THE LOCATION OF EACH BASE PLATE RELATIVE TO ONE ANOTHER, RELATIVE TO FINISHED FLOOR, AND RELATIVE TO THE SKIN OF THE BUILDING TO WHICH OUR SYSTEM WILL BE CONNECTED. FIELD MEASUREMENTS ARE TYPICALLY A REQUIREMENT OF THE SPECIFICATION AND ARE REQUIRED IN ORDER TO INSURE THAT THE CANOPY SYSTEM IS CONSTRUCTED TO FIT ACTUAL JOB SITE CONDITIONS. DUE TO THE NATURE OF EXTRUDED ALUMINUM CANOPY DESIGN, THE SYSTEM CANNOT BE "FABRICATED TO APPROVED SHOP DRAWINGS".

FINISH NOTE:
WITHIN THE FINISH SCHEDULE ON SHEET #1, PPC HAS INDICATED THE FINISH AND COLOR THAT WE UNDERSTAND TO BE THE ARCHITECT'S INTENT. THIS FINISH SCHEDULE IS IN ACCORDANCE WITH OUR PROPOSAL. APPROVAL OF THE SHOP DRAWINGS WITHOUT COMMENT IN THIS AREA WILL BE INTERPRETED AS APPROVAL OF THE FINISH/COLOR INDICATED. WHERE APPLICABLE A COLOR CHART IS PROVIDED FOR USE IN SELECTING PAINT COLOR. THE STANDARD COLORS OFFERED BY PPC ARE MARKED ON THIS CHART. TO AVOID ADDITIONAL COSTS AND/OR SCHEDULE DELAYS, IT IS IMPORTANT TO SELECT FROM THESE STANDARD COLORS WHEN THE FINISH SCHEDULE INDICATES THAT A STANDARD COLOR IS WARRANTED. IN CASES WHERE A CUSTOM COLOR OR A MATCH OF A PARTICULAR COLOR IS REQUIRED, PPC WILL REQUIRE A SAMPLE OF THAT COLOR TO MATCH. IN THESE INSTANCES A "MATCH SAMPLE" WILL BE PROVIDED BY PPC FOR THE ARCHITECT TO ACCEPT OR REJECT. MATERIALS CANNOT BE ORDERED UNTIL THIS "MATCH SAMPLE" IS ACCEPTED.

ATTACHMENT NOTE:
IN ACCORDANCE WITH OUR UNDERSTANDING OF THE CONTRACT DOCUMENTS, PPC HAS DETAILED THE CONNECTIONS TO ADJACENT STRUCTURE TO THE BEST OF OUR ABILITY. ALL CONNECTION DETAILS NEED TO BE REVIEWED BY THE GC, ARCHITECT AND STRUCTURAL ENGINEER. PLEASE PROVIDED ANY/ALL REQUESTED INFORMATION SO AS TO ASSURE OUR CANOPY (OR SUNSCREEN) CAN BE SUPPORTED PROPERLY. IF ANY QUESTIONS, PLEASE CONTACT PPC PROJECT MANAGEMENT.

IF THE "VARY" DIMENSION NOTED ON DRAWINGS, INCREASES BY 12" OR MORE, CONTACT PPC IMMEDIATELY FOR COORDINATION & DIRECTION. MATERIAL IS ORDERED TO APPROVED SHOP DRAWINGS PRIOR TO FIELD DIMENSIONING.

G.C. NOTE: PLEASE PROVIDE / VERIFY SPOT ELEVATIONS INDICATED ON COLUMN SETTING PLAN FOR PPC MATERIAL ORDERING PURPOSES

DRAWING INDEX

G.1	COVER SHEET
1.00	KEY-PLAN
1.01	COLUMN SETTING & DECK PLANS
1.61-1.72	SUNSCREEN PLAN VIEWS
2.00-2.07	ELEVATIONS
3.00-3.03	CANOPY SECTIONS
3.61-3.62	SUNSCREEN SECTIONS
4.00-4.05	ENLARGED CANOPY DETAILS
4.61-4.70	ENLARGED SUNSCREEN DETAILS
5.00	BASE PLATE DETAILS
6.00-6.01	FASTENER SCHEDULE

REVISION HISTORY

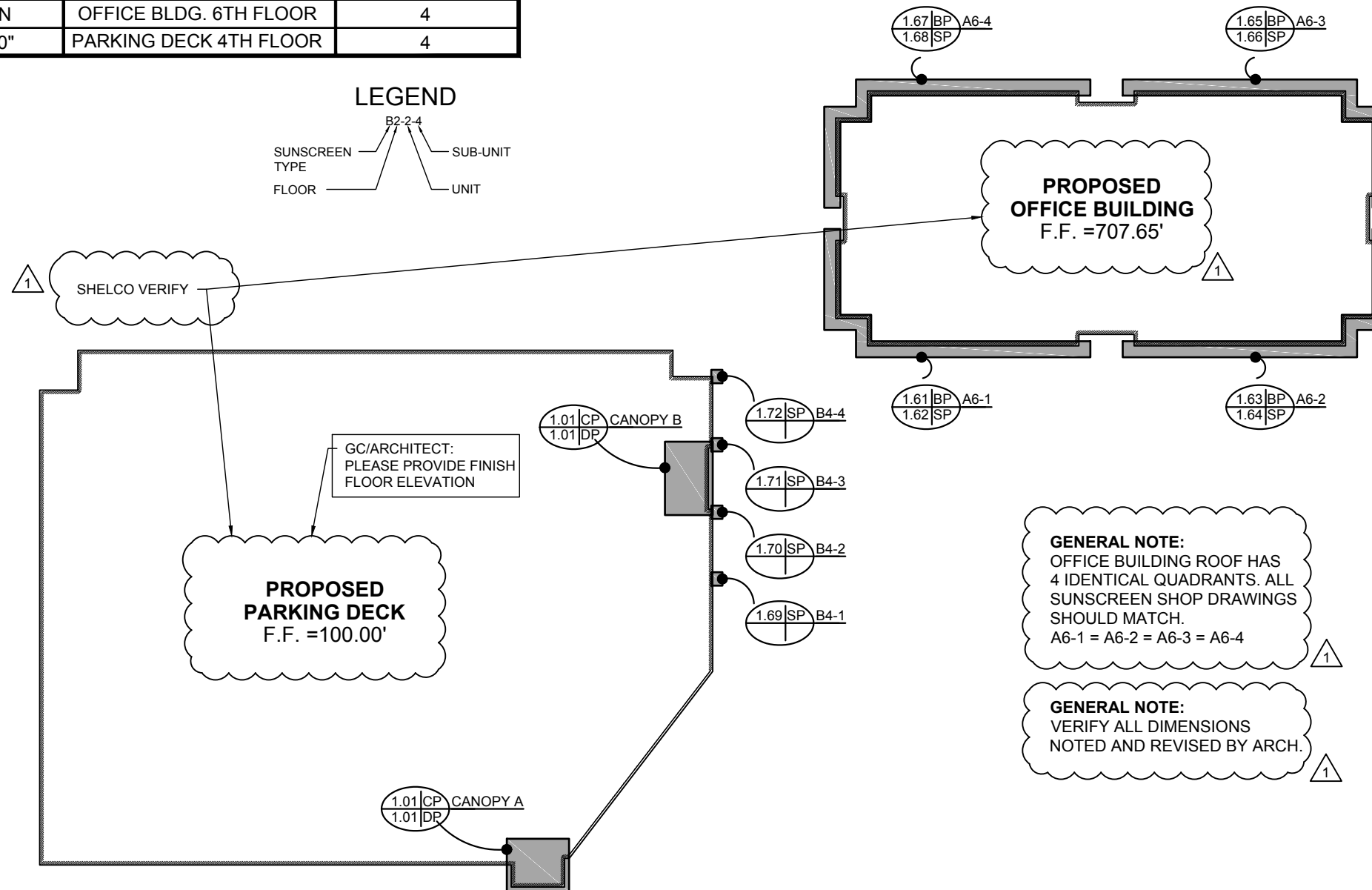
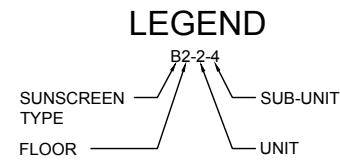
REV.	DATE	DESCRIPTION	DWN
	12/9/16	1ST SUBMITTAL	JTD
1	1/3/17	INITIAL FILE & FIELD	JTD
2	3/9/17	AS BUILT SUNSCREEN TYPE B	RB
3	4/13/17	AS BUILT SUNSCREEN TYPE A	RB
4	8/8/17	REVISED AS BUILT	RB

MATERIAL SPECIFICATION

LOCATION	DESCRIPTION	FINISH	COLOR
CANOPY A	6" FASCIA	ANODIZED	CLEAR, A41
	3" DECK	ANODIZED	CLEAR, A41
	10"x6" BEAM	ANODIZED	CLEAR, A41
	6" x 6" COLUMN	ANODIZED	CLEAR, A41
CANOPY B	6" FASCIA	ANODIZED	CLEAR, A41
	4 1/2" DECK	ANODIZED	CLEAR, A41
	10"x6" BEAM	ANODIZED	CLEAR, A41
	6" x 6" COLUMN	ANODIZED	CLEAR, A41
SUNSCREEN A	1/8"x8" BAR OUTRIGGER	ANODIZED	CLEAR, A41
	8"x2" BLADE	ANODIZED	CLEAR, A41
	8"x6" TUBE	ANODIZED	CLEAR, A41
	8"x4" TUBE	ANODIZED	CLEAR, A41
	6"x6" TUBE	ANODIZED	CLEAR, A41
	CUSTOM 1/8" ANGLE	ANODIZED	CLEAR, A41
	1/8"x6" BAR OUTRIGGER	ANODIZED	CLEAR, A41
SUNSCREEN B	6"x1" BLADE	ANODIZED	CLEAR, A41
	8"x6" TUBE	ANODIZED	CLEAR, A41
	8"x4" TUBE	ANODIZED	CLEAR, A41
	6"x6" TUBE	ANODIZED	CLEAR, A41
	6"x6" TUBE	ANODIZED	CLEAR, A41

DATE:	12/9/16
DWN. BY:	JTD
CHKD. BY:	RW
DRAWING NO.:	G.1
PPC JOB NO.:	6612


SUNSCREENS			
TYPE	SIZE	LOCATION	QUANTITIES
A	SEE PLAN	OFFICE BLDG. 6TH FLOOR	4
B	6'-0" X 5'-0"	PARKING DECK 4TH FLOOR	4



GENERAL NOTE:
OFFICE BUILDING ROOF HAS 4 IDENTICAL QUADRANTS. ALL SUNSCREEN SHOP DRAWINGS SHOULD MATCH.
A6-1 = A6-2 = A6-3 = A6-4

GENERAL NOTE:
VERIFY ALL DIMENSIONS NOTED AND REVISED BY ARCH.

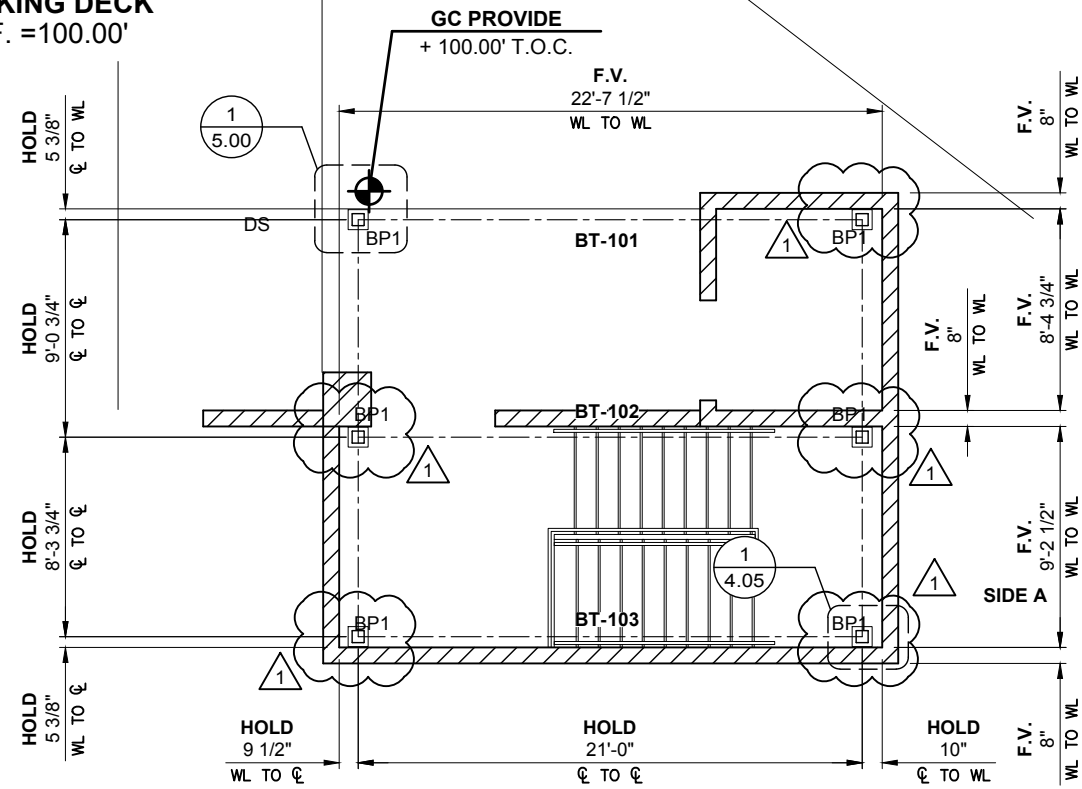
1 KEY PLAN
1.00 SCALE: 1/64"=1'-0"
REF.: A-100 & C-2



DWG. BY	JTD
SUBJECT	INITIAL FILE & FIELD
DATE	1/3/17
REV.	1

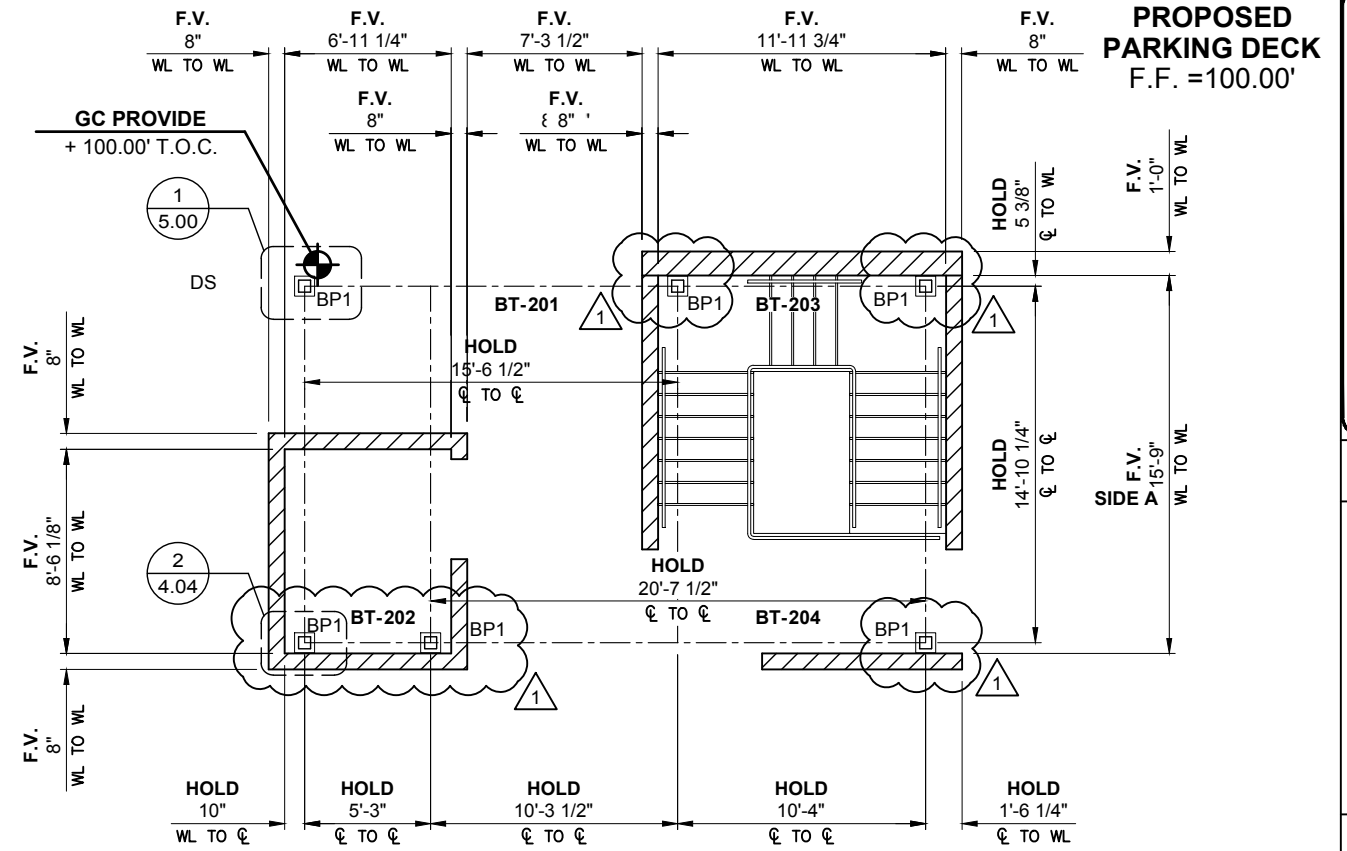
PROJECT:	WAVERLY OFFICE BUILDING AND PARKING DECK
CUSTOMER:	SHELCO, LLC
ARCHITECT:	RULE JOY TRAMMEL RUBIO ARCHITECTURE
LOCATION:	CHARLOTTE, NC
DATE:	12/9/16
DWN. BY:	JTD
CHKD. BY:	RW
DRAWING NO.:	1.00
PPC JOB NO.:	6612

PROPOSED PARKING DECK
F.F. = 100.00'



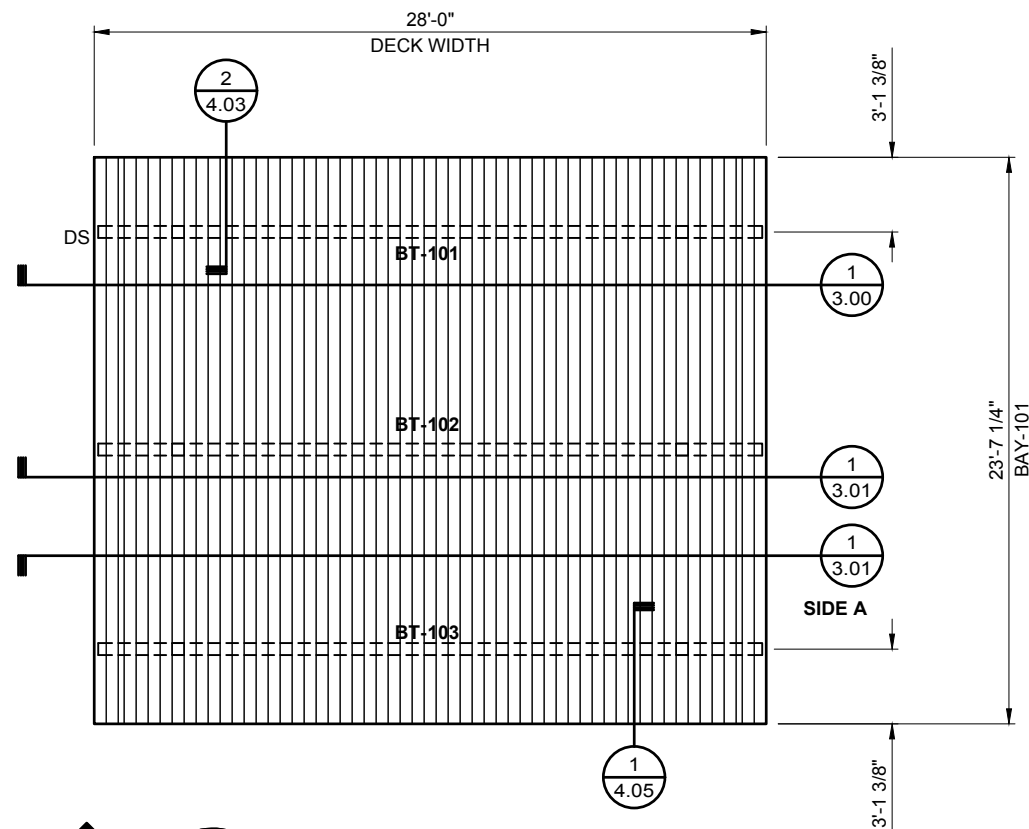
1
1.01 COLUMN SETTING PLAN
SCALE: 1/8"=1'-0" CANOPY:A
REF.: ASK #008 & 6/AP3-32

NOTE: SEE BASE PLATE SCHEDULE ON SHEET 5.00



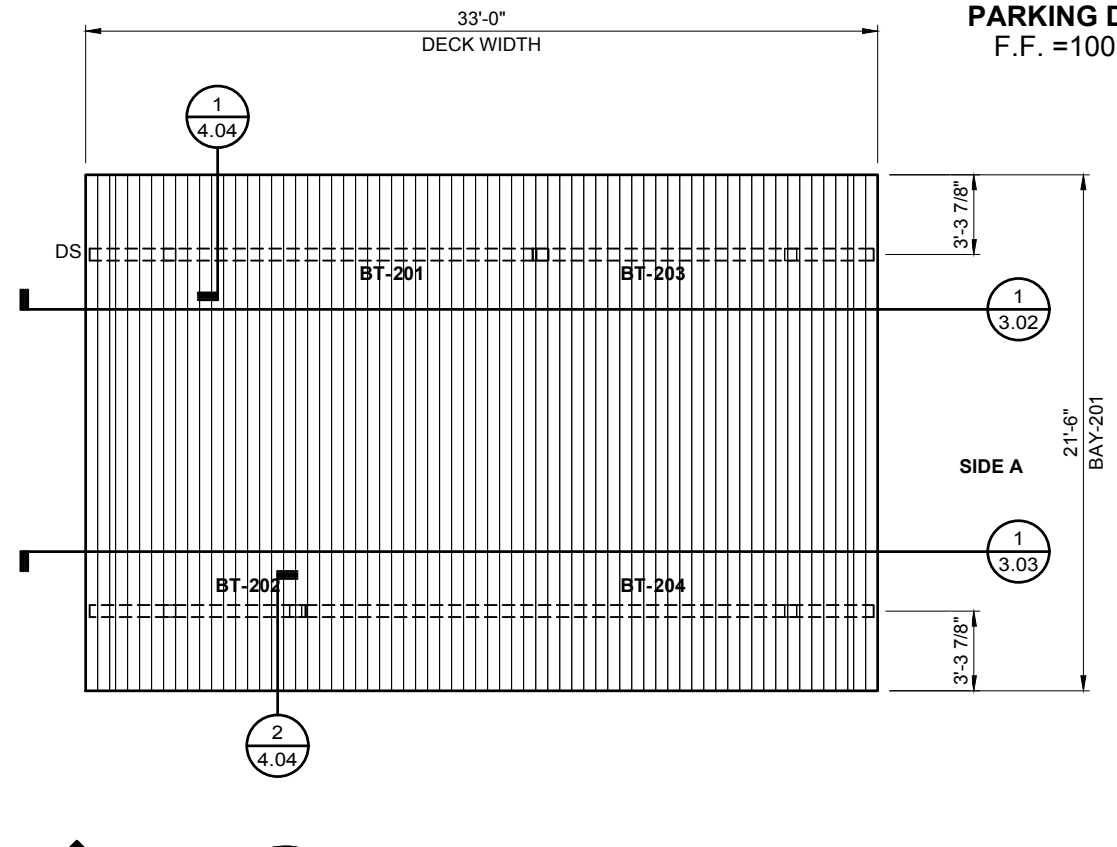
3
1.01 COLUMN SETTING PLAN
SCALE: 1/8"=1'-0" CANOPY:B
REF.: ASK #007 & 5/AP3-31

PROPOSED PARKING DECK
F.F. = 100.00'




2
1.01 DECK PLAN
SCALE: 1/8"=1'-0" CANOPY:A
REF.: ASK #008 & 6/AP3-32

PROPOSED PARKING DECK
F.F. = 100.00'



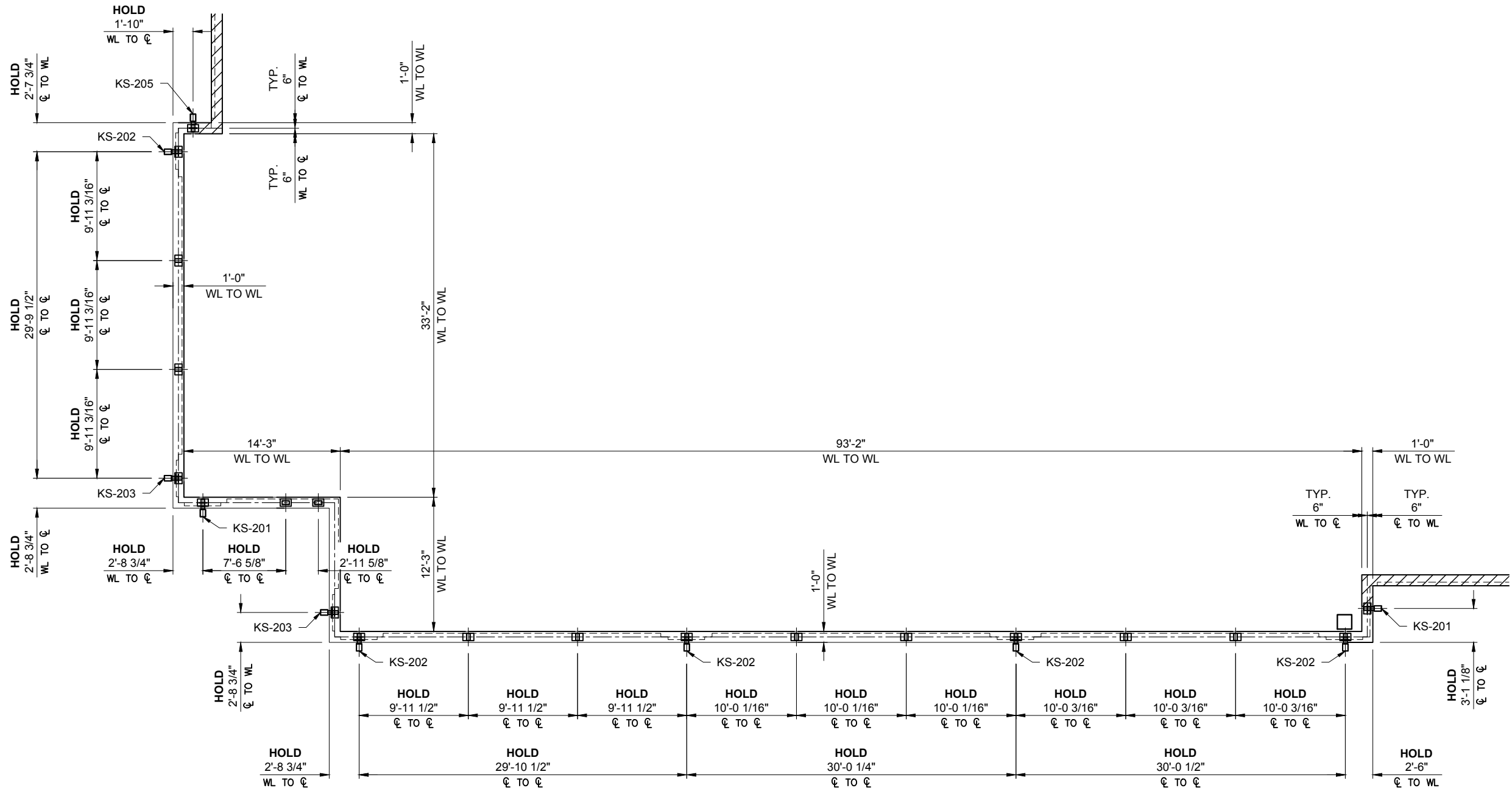
4
1.01 DECK PLAN
SCALE: 1/8"=1'-0" CANOPY:B
REF.: ASK #007 & 5/AP3-31



DWG. BY:	JTD
SUBJECT:	INITIAL FILE & FIELD
DATE:	1/3/17
REV.:	1

PROJECT:	WAVERLY OFFICE BUILDING AND PARKING DECK
CUSTOMER:	SHELCO, LLC
ARCHITECT:	RULE JOY TRAMMEL RUBIO ARCHITECTURE
LOCATION:	CHARLOTTE, NC

DATE:	12/9/16
DWN. BY:	JTD
CHKD. BY:	RW
DRAWING NO.:	1.01
PPC JOB NO.:	6612



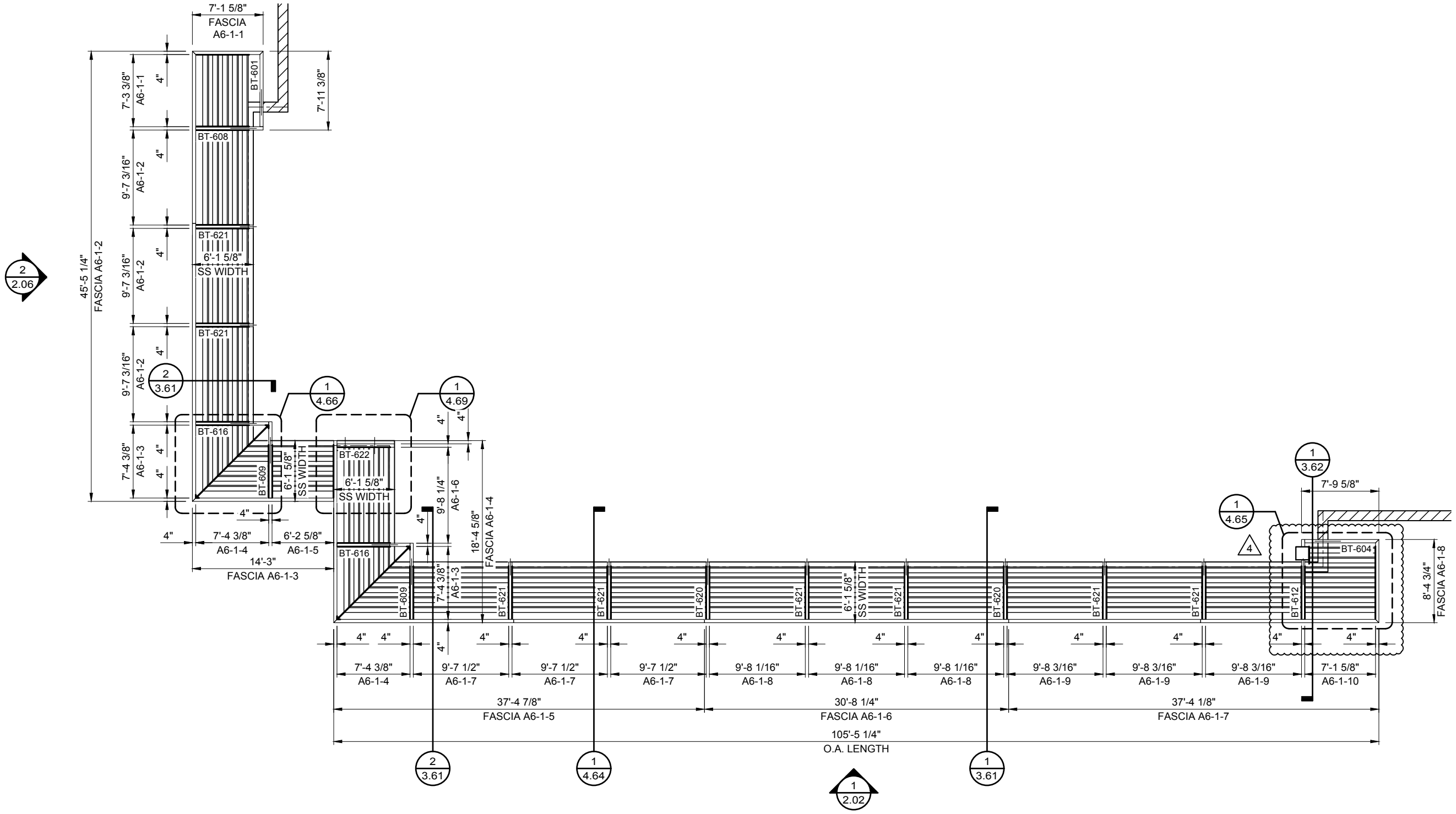
1 BUILDING DIMENSION PLAN
 SCALE: 3/32"=1'-0" SUNSCREEN: A6-1
 REF.: 1/A1-06, 1/A1-07, 6/A6-05, 6/A6-06 & 6/A6-08

DWG. BY	JTD
SUBJECT	INITIAL FILE & FIELD
DATE	1/3/17
REV.	1

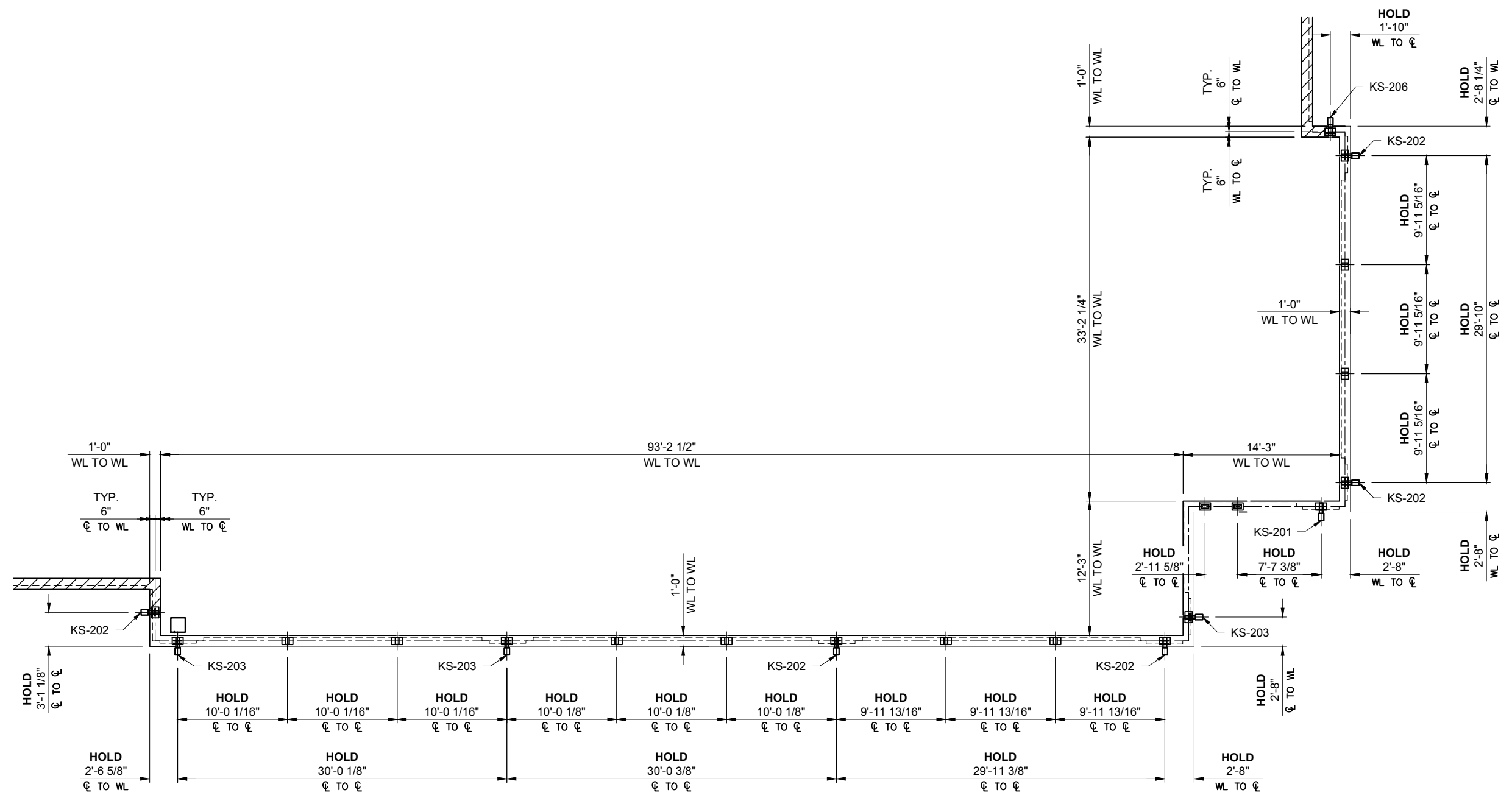

PROJECT:	WAVERLY OFFICE BUILDING AND PARKING DECK
CUSTOMER:	SHELCO, LLC
ARCHITECT:	RULE JOY TRAMMEL RUBIO ARCHITECTURE
LOCATION:	CHARLOTTE, NC
DATE:	12/9/16
DWN. BY:	JTD
CHKD. BY:	RW
DRAWING NO.:	1.61
PPC JOB NO.:	6612

DWG. BY	JTD
REV.	1
DATE	1/3/17
SUBJECT	INITIAL FILE & FIELD
REV.	4
DATE	8/8/17
SUBJECT	REVISED CONNECTION

PROJECT:	WAVERLY OFFICE BUILDING AND PARKING DECK
CUSTOMER:	SHELCO, LLC
ARCHITECT:	RULE JOY TRAMMEL RUBIO ARCHITECTURE
LOCATION:	CHARLOTTE, NC
DATE:	12/9/16
DWN. BY:	JTD
CHKD. BY:	RW
DRAWING NO.:	1.62
PPC JOB NO.:	6612



1.62 SUNSCREEN PLAN
 SCALE: 3/32"=1'-0" SUNSCREEN: A6-1
 REF.: 1/A1-06, 1/A1-07, 6/A6-05, 6/A6-06 & 6/A6-08



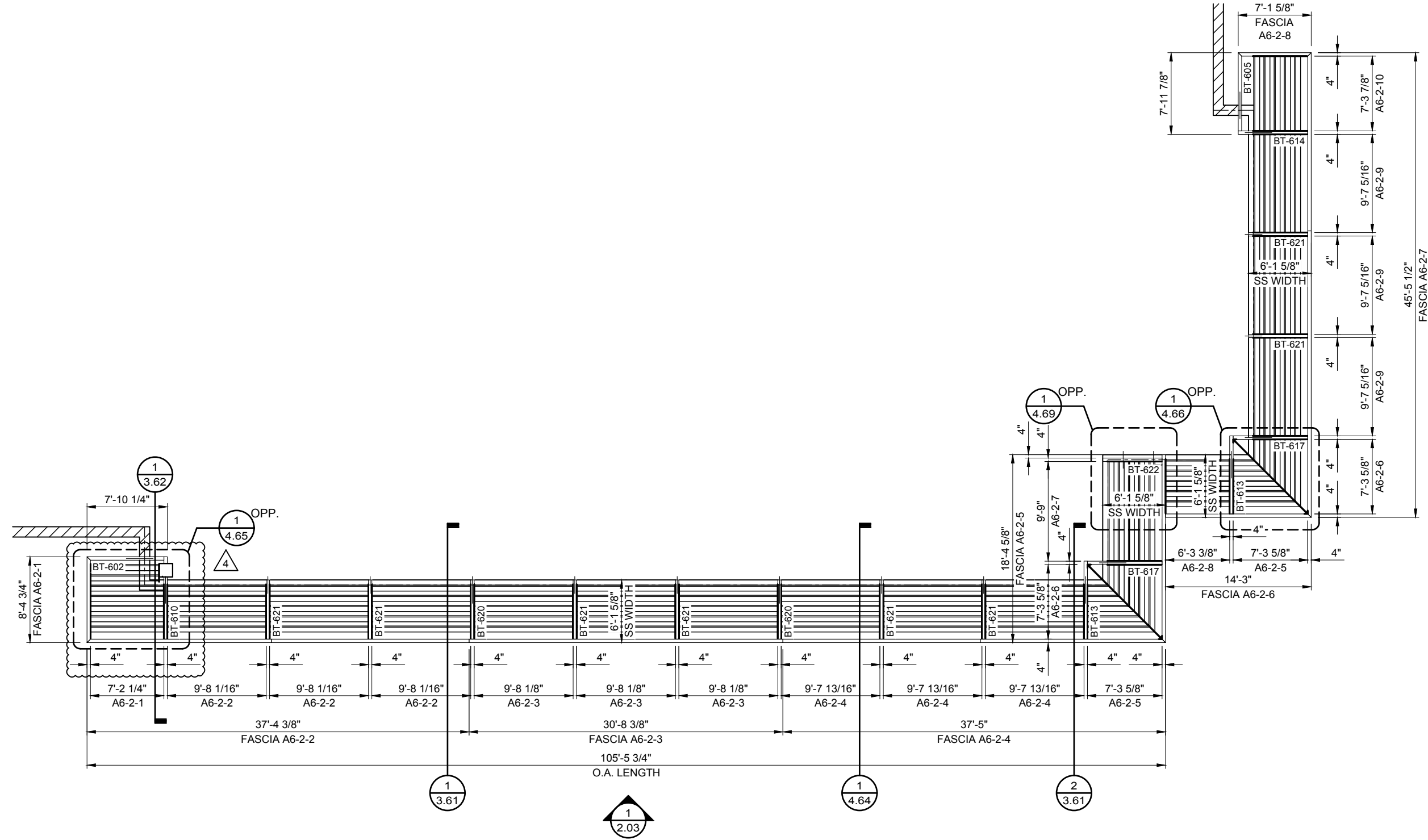
1 BUILDING DIMENSION PLAN
 1.63 SCALE: 3/32"=1'-0" SUNSCREEN: A6-2
 REF.: 1/A1-06, 1/A1-07, 6/A6-05, 6/A6-06 & 6/A6-08

DWG. BY	JTD
DATE	1/3/17
REV.	1
SUBJECT	INITIAL FILE & FIELD

PROJECT:	WAVERLY OFFICE BUILDING AND PARKING DECK
CUSTOMER:	SHELCO, LLC
ARCHITECT:	RULE JOY TRAMMEL RUBIO ARCHITECTURE
LOCATION:	CHARLOTTE, NC

DATE:	12/9/16
DWN. BY:	JTD
CHKD. BY:	RW
DRAWING NO.:	1.63
PPC JOB NO.:	6612

PRINT: 1/3/17
 J:\Jobs\6612\FILE & FIELD\6612-FF.dwg

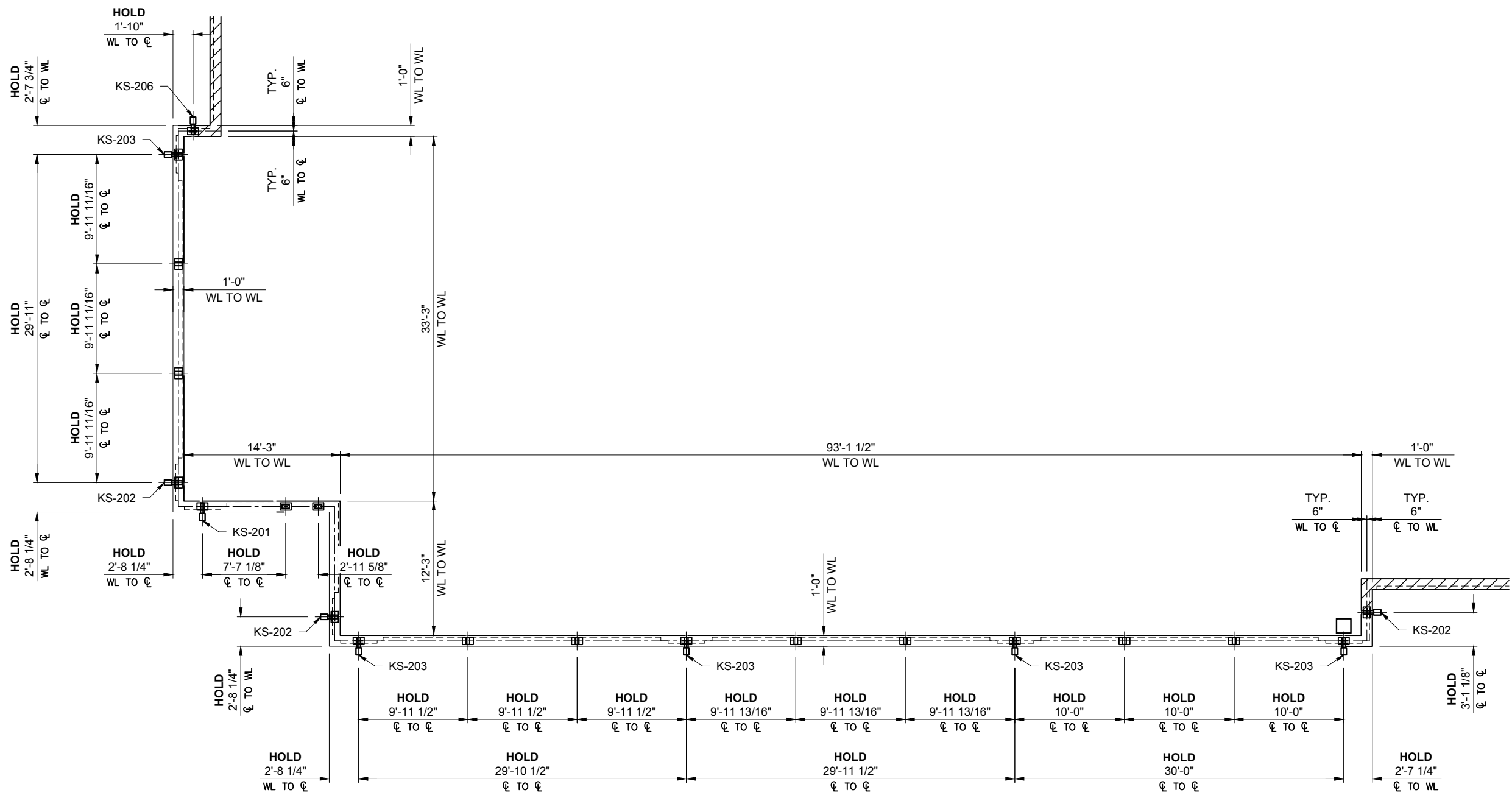


1
1.64
SUNSCREEN PLAN
SCALE: 3/32"=1'-0" SUNSCREEN: A6-2
REF.: 1/A1-06, 1/A1-07, 6/A6-05, 6/A6-06 & 6/A6-08

DWG. BY	JTD
DATE	1/3/17
REV.	1
REV.	4
SUBJECT	INITIAL FILE & FIELD
SUBJECT	REVISED CONNECTION

PROJECT: WAVERLY OFFICE BUILDING AND PARKING DECK
 CUSTOMER: SHELCO, LLC
 ARCHITECT: RULE JOY TRAMMEL RUBIO ARCHITECTURE
 LOCATION: CHARLOTTE, NC

DATE:	12/9/16
DWN. BY:	JTD
CHKD. BY:	RW
DRAWING NO.:	1.64
PPC JOB NO.:	6612



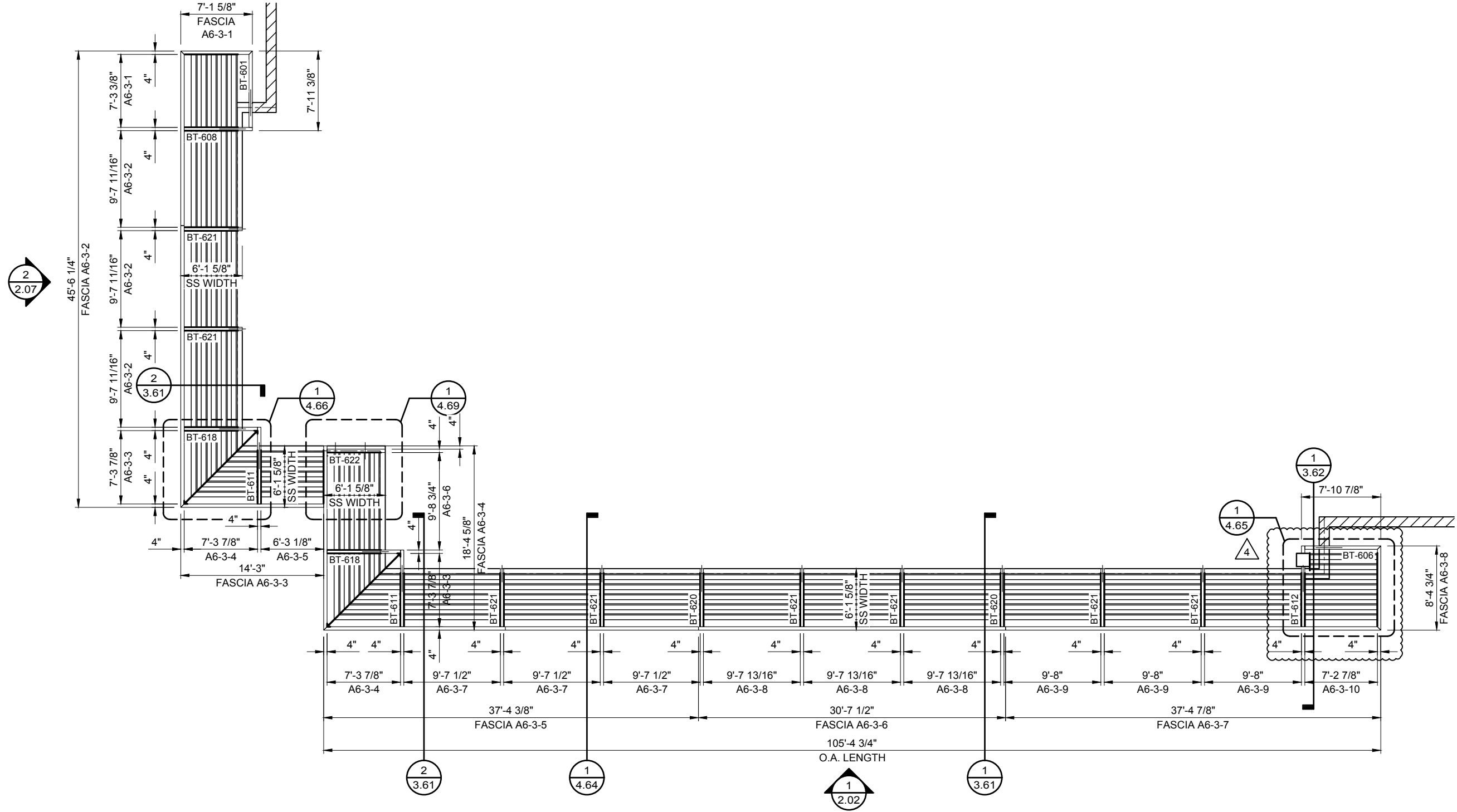
1
1.65 BUILDING DIMENSION PLAN
 SCALE: 3/32"=1'-0" SUNSCREEN: A6-3
 REF.: 1/A1-06, 1/A1-07, 6/A6-05, 6/A6-06 & 6/A6-08

DWG. BY	JTD
SUBJECT	INITIAL FILE & FIELD
DATE	1/3/17
REV.	1


PROJECT:	WAVERLY OFFICE BUILDING AND PARKING DECK
CUSTOMER:	SHELCO, LLC
ARCHITECT:	RULE JOY TRAMMEL RUBIO ARCHITECTURE
LOCATION:	CHARLOTTE, NC
DATE:	12/9/16
DWN. BY:	JTD
CHKD. BY:	RW
DRAWING NO.:	1.65
PPC JOB NO.:	6612

PRINT: 1/3/17 10:00 AM

J:\Jobs\6612\FILE & FIELD\6612-FF.dwg

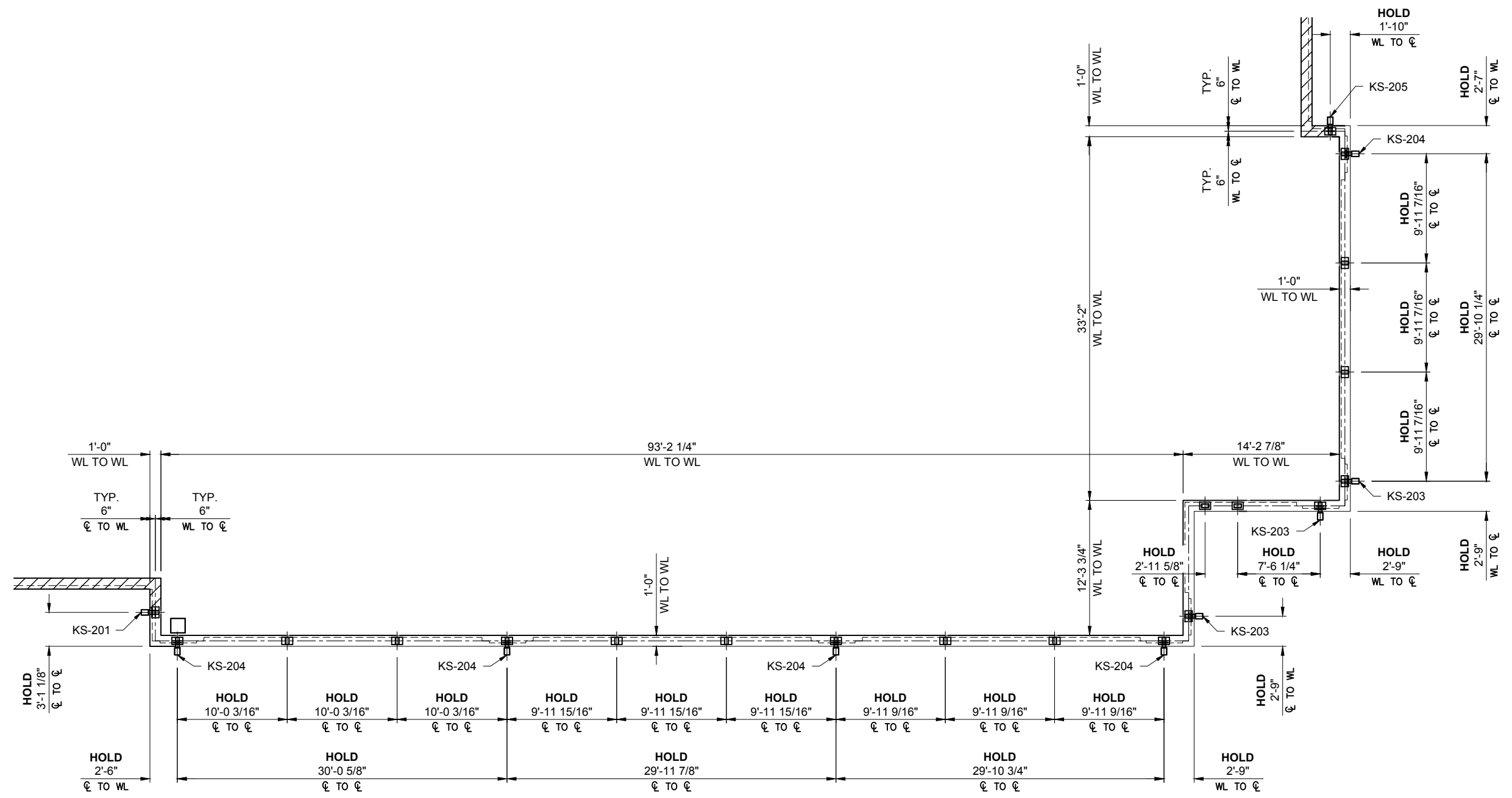


1
 1.66 **SUNSCREEN PLAN**
 SCALE: 3/32"=1'-0" SUNSCREEN: A6-3
 REF.: 1/A1-06, 1/A1-07, 6/A6-05, 6/A6-06 & 6/A6-08



REV.	DATE	SUBJECT	DWG. BY
1	1/3/17	INITIAL FILE & FIELD	JTD
4	8/8/17	REVISED CONNECTION	RB

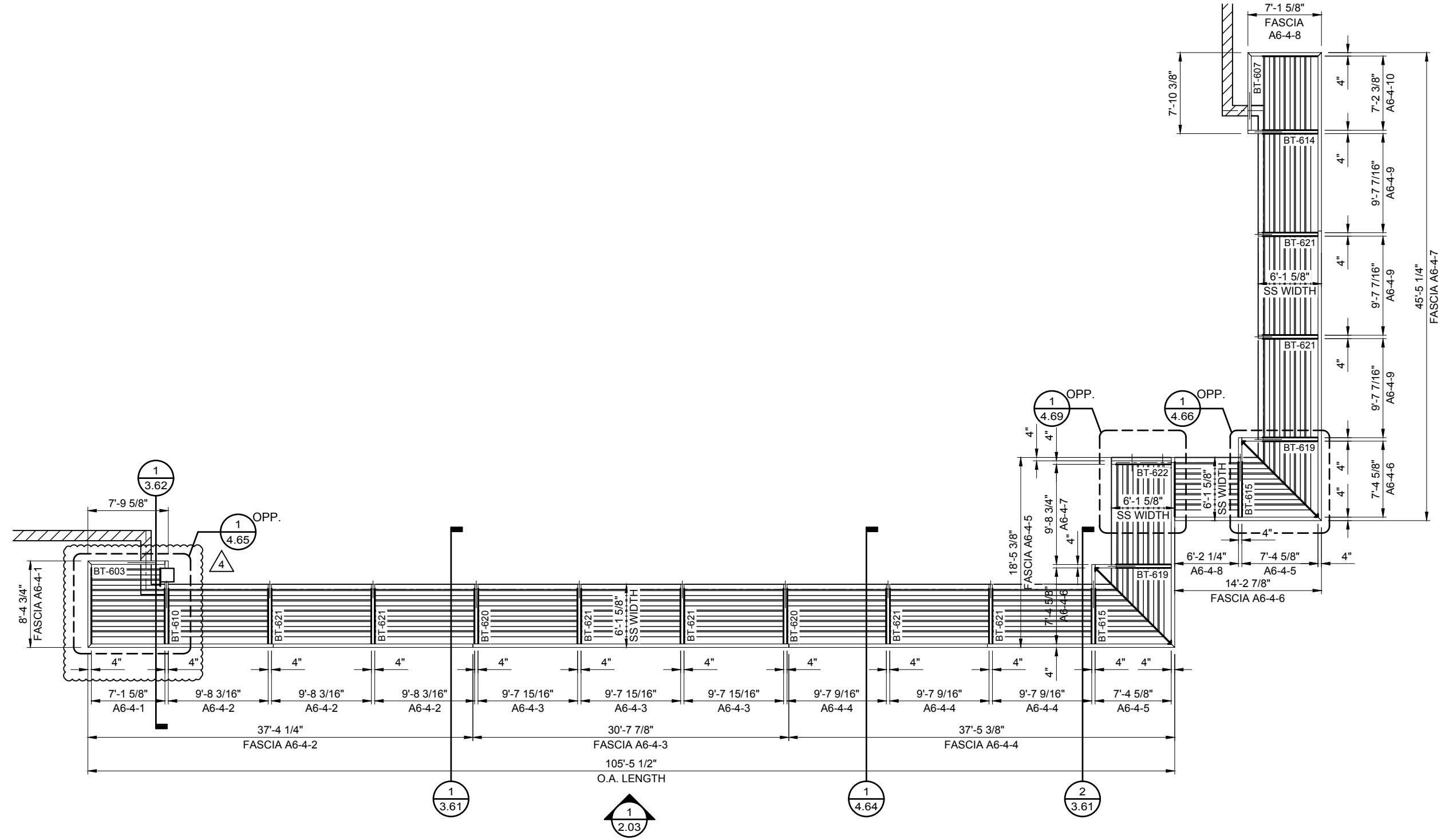
PROJECT:	WAVERLY OFFICE BUILDING AND PARKING DECK
CUSTOMER:	SHELCO, LLC
ARCHITECT:	RULE JOY TRAMMEL RUBIO ARCHITECTURE
LOCATION:	CHARLOTTE, NC
DATE:	12/9/16
DWN. BY:	JTD
CHKD. BY:	RW
DRAWING NO.:	1.66
PPC JOB NO.:	6612



1 BUILDING DIMENSION PLAN
 1.67 SCALE: 3/32"=1'-0" SUNSCREEN: A6-4
 REF.: 1/A1-06, 1/A1-07, 6/A6-05, 6/A6-06 & 6/A6-08

DWG. BY	JTD
REV.	1
DATE	1/3/17
SUBJECT	INITIAL FILE & FIELD

PROJECT:	WAVERLY OFFICE BUILDING AND PARKING DECK
CUSTOMER:	SHELCO, LLC
ARCHITECT:	RULE JOY TRAMMEL RUBIO ARCHITECTURE
LOCATION:	CHARLOTTE, NC
DATE:	12/9/16
DWN. BY:	JTD
CHKD. BY:	RW
DRAWING NO.:	1.67
PPC JOB NO.:	6612



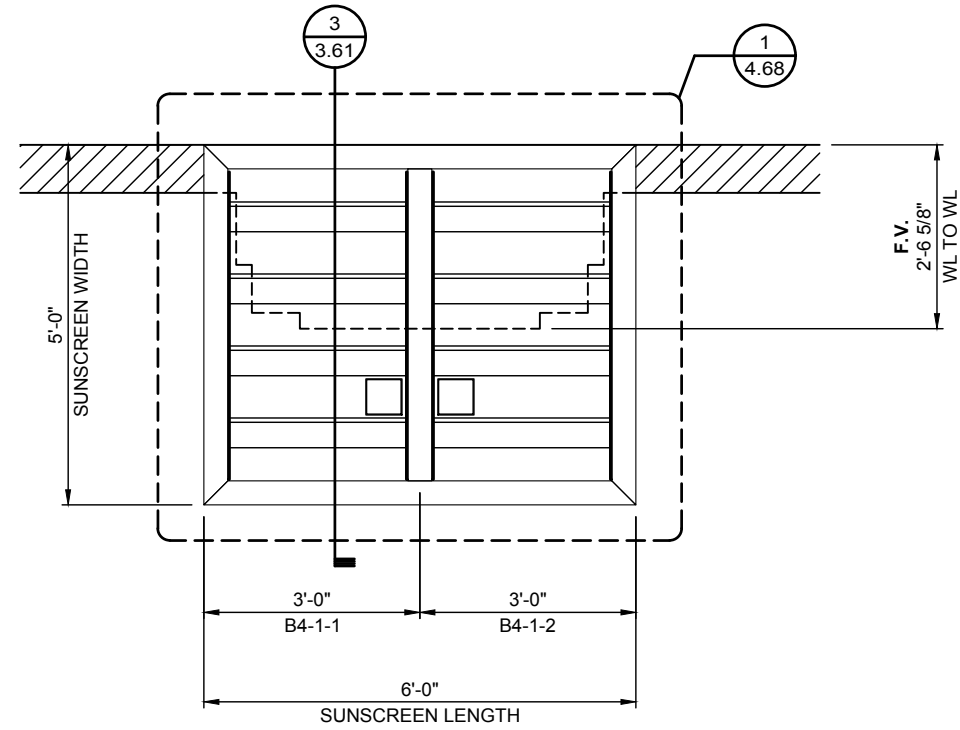
1 SUNSCREEN PLAN
 1.68 SCALE: 3/32"=1'-0" SUNSCREEN: A6-4
 REF.: 1/A1-06, 1/A1-07, 6/A6-05, 6/A6-06 & 6/A6-08


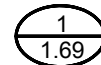
1
2.06

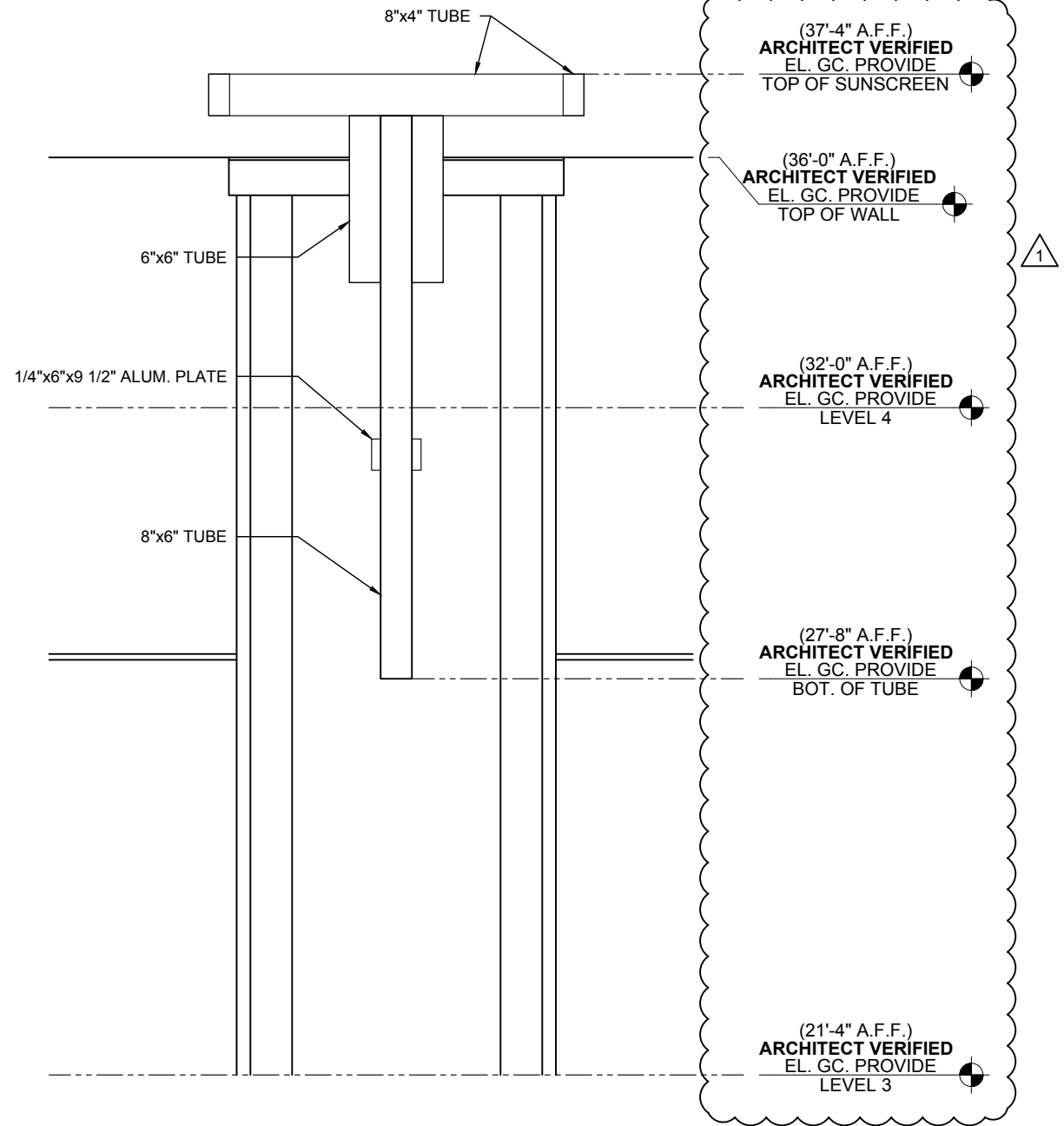
DWG. BY	JTD
DATE	1/3/17
REV.	1
REV.	4
SUBJECT	INITIAL FILE & FIELD
SUBJECT	REVISED CONNECTION

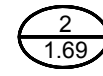
PROJECT: WAVERLY OFFICE BUILDING AND PARKING DECK
 CUSTOMER: SHELCO, LLC
 ARCHITECT: RULE JOY TRAMMEL RUBIO ARCHITECTURE
 LOCATION: CHARLOTTE, NC


DATE:	12/9/16
DWN. BY:	JTD
CHKD. BY:	RW
DRAWING NO.:	1.68
PPC JOB NO.:	6612



 **2**
 1.69
 **1**
 1.69
SUNSCREEN PLAN VIEW
 SCALE: 3/8"=1'-0" SUNSCREEN: B4-1
 REF.: 1/AP1-04

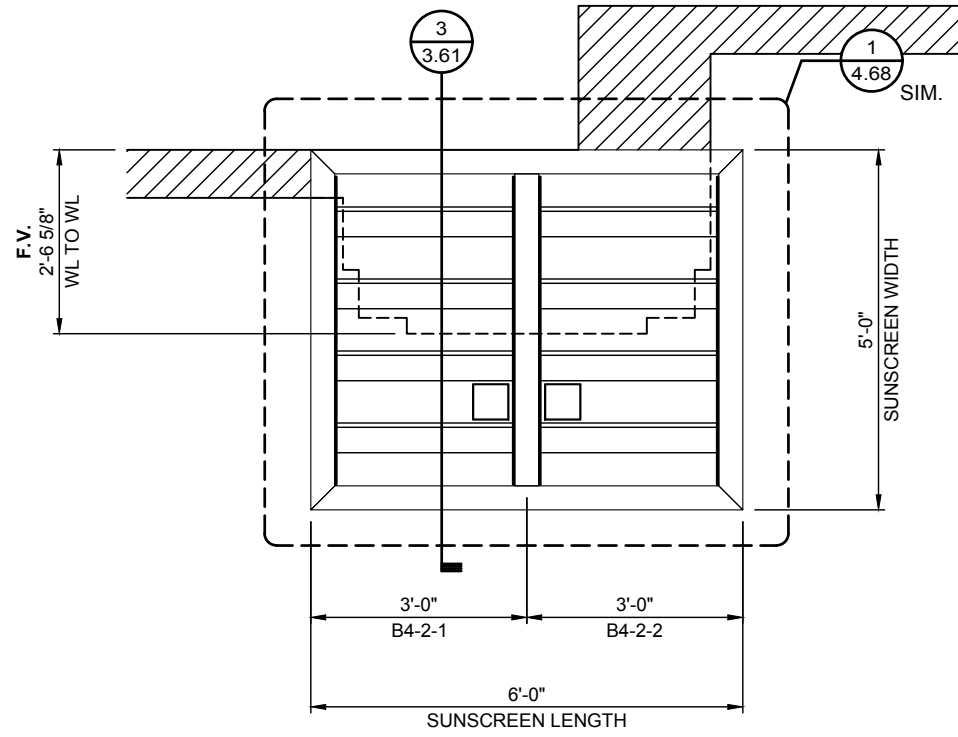


 **2**
 1.69
SUNSCREEN ELEVATION
 SCALE: 3/8"=1'-0" SUNSCREEN: B4-1
 REF.: 3/AP5-01

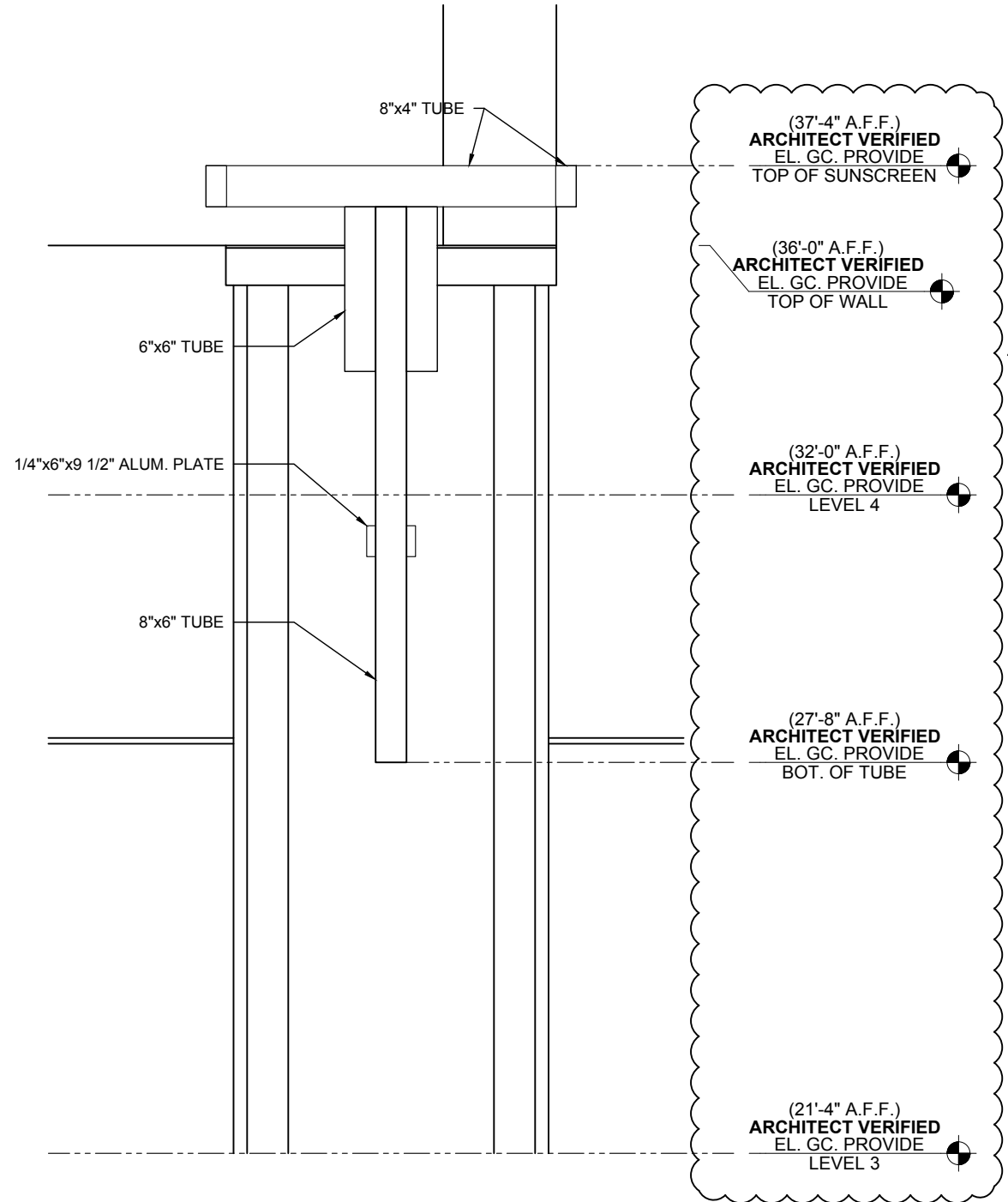


DWG. BY	JTD
SUBJECT	INITIAL FILE & FIELD
DATE	1/3/17
REV.	1


PROJECT:	WAVERLY OFFICE BUILDING AND PARKING DECK
CUSTOMER:	SHELCO, LLC
ARCHITECT:	RULE JOY TRAMMEL RUBIO ARCHITECTURE
LOCATION:	CHARLOTTE, NC
DATE:	12/9/16
DWN. BY:	JTD
CHKD. BY:	RW
DRAWING NO.:	1.69
PPC JOB NO.:	6612



1 SUNSCREEN PLAN VIEW
 SCALE: 3/8"=1'-0" SUNSCREEN: B4-2
 REF.: 1/AP1-04



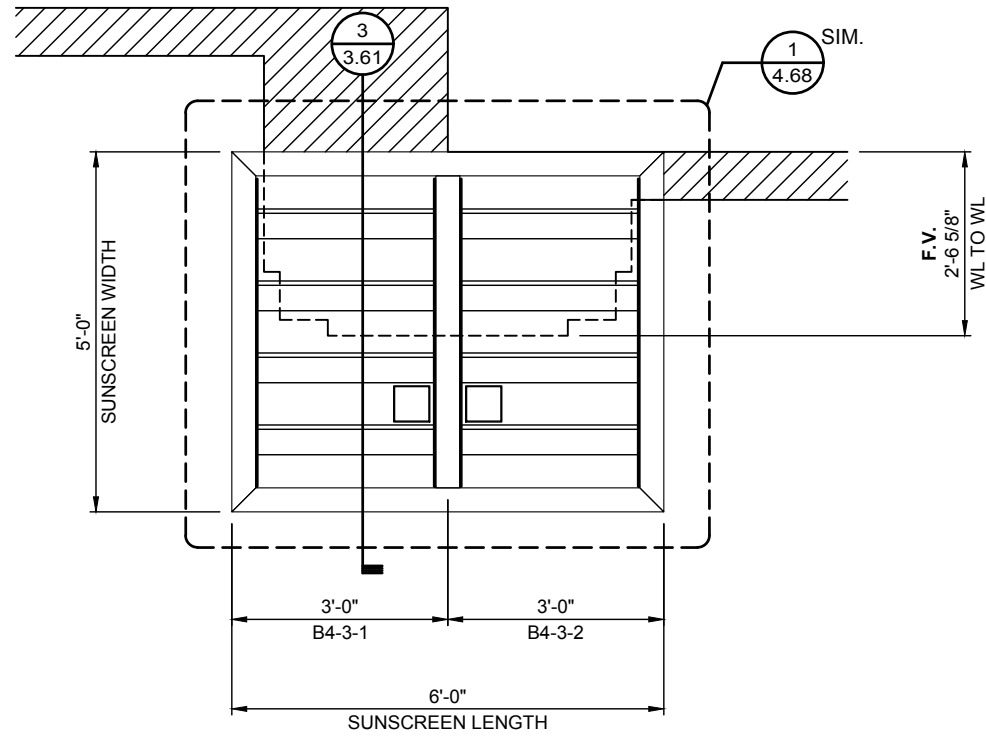
2 SUNSCREEN ELEVATION
 SCALE: 3/8"=1'-0" SUNSCREEN: B4-2
 REF.: 3/AP5-01



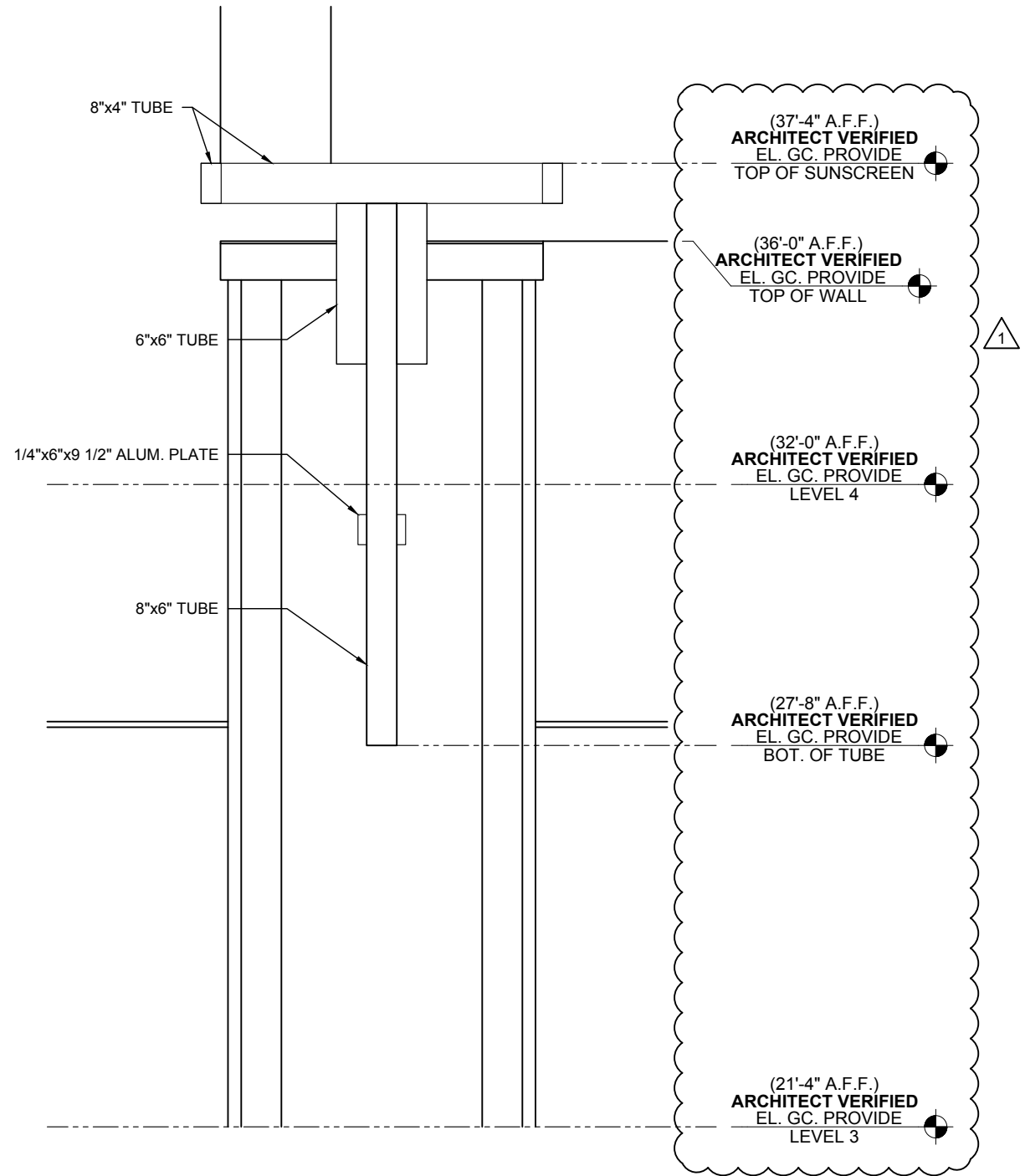
DWG. BY	JTD
SUBJECT	INITIAL FILE & FIELD
DATE	1/3/17
REV.	1

PROJECT: WAVERLY OFFICE BUILDING AND PARKING DECK
 CUSTOMER: SHELCO, LLC
 ARCHITECT: RULE JOY TRAMMEL RUBIO ARCHITECTURE
 LOCATION: CHARLOTTE, NC


DATE:	12/9/16
DWN. BY:	JTD
CHKD. BY:	RW
DRAWING NO.:	1.70
PPC JOB NO.:	6612



2 / 1.71
 1 / 1.71
 SUNSCREEN PLAN VIEW
 SCALE: 3/8"=1'-0" SUNSCREEN: B4-3
 REF.: 1/AP1-04

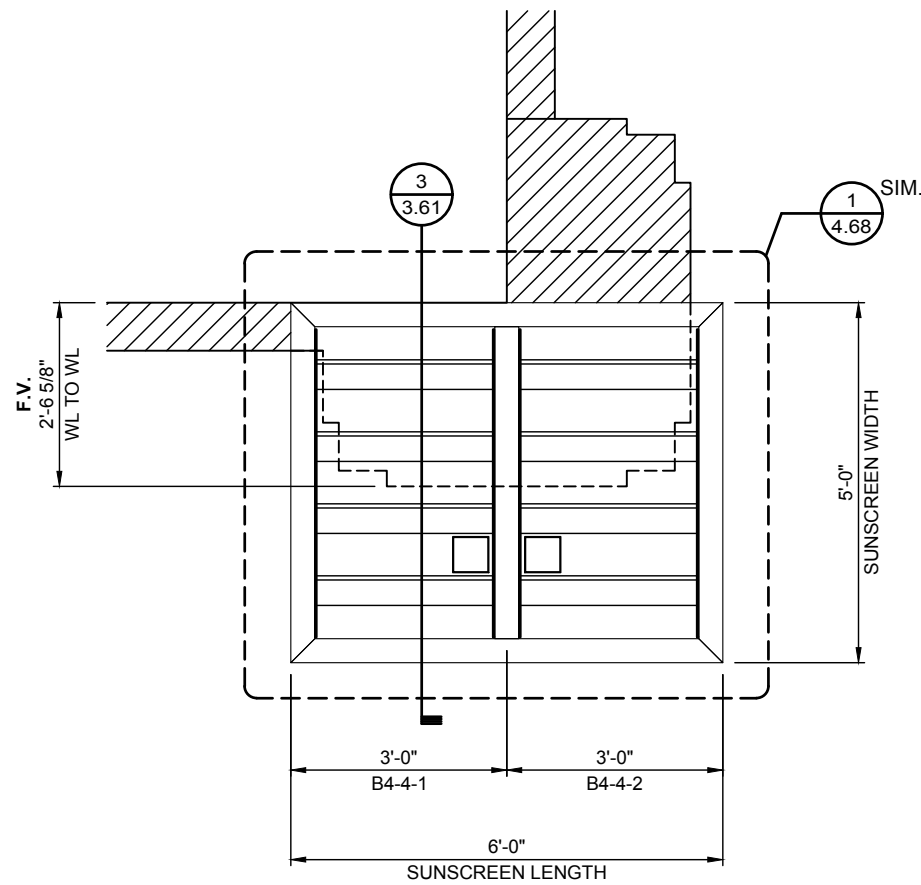


2 / 1.71
 SUNSCREEN ELEVATION
 SCALE: 3/8"=1'-0" SUNSCREEN: B4-3
 REF.: 3/AP5-01

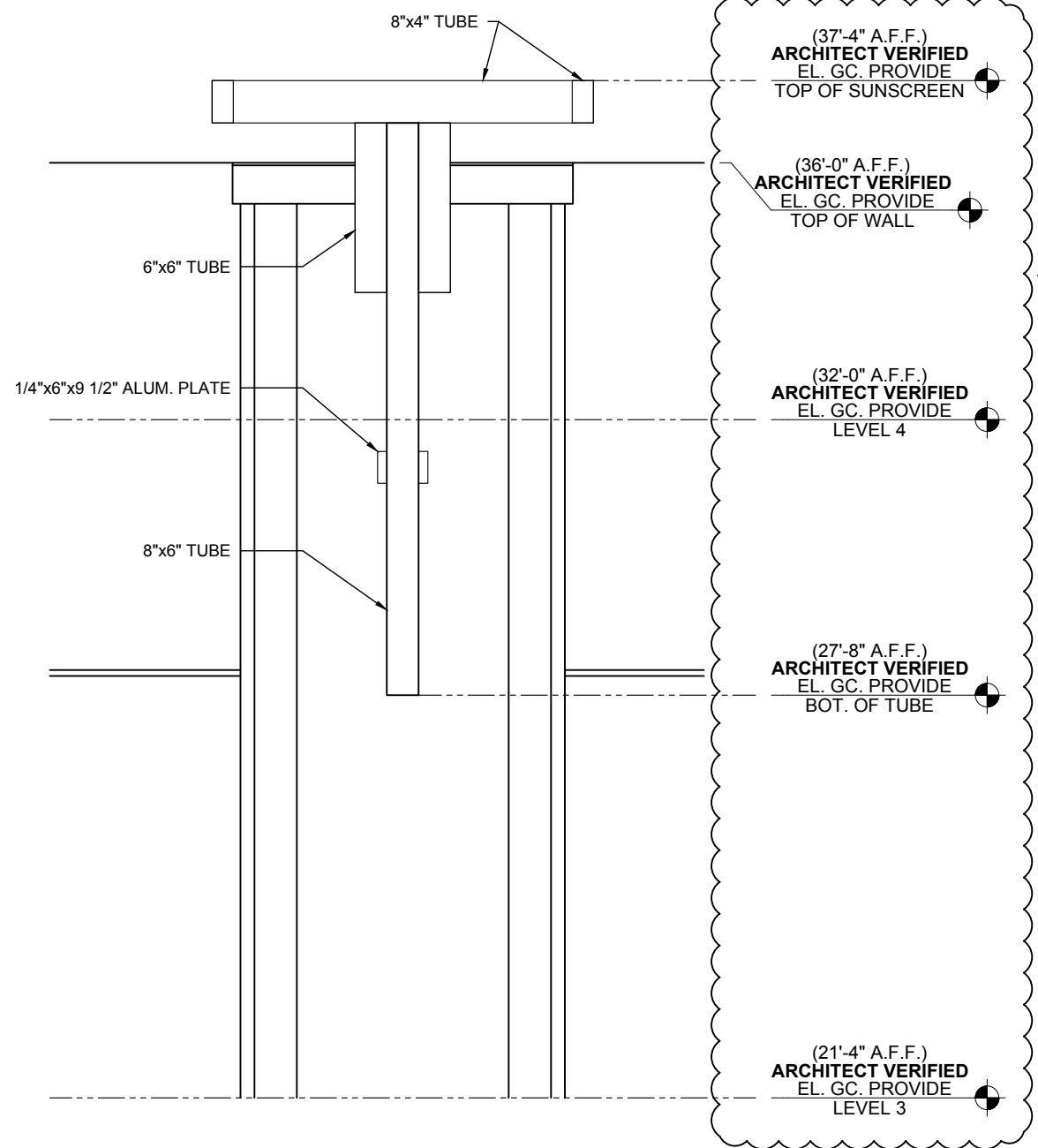


DWG. BY	JTD
SUBJECT	INITIAL FILE & FIELD
DATE	1/3/17
REV.	1

PROJECT:	WAVERLY OFFICE BUILDING AND PARKING DECK
CUSTOMER:	SHELCO, LLC
ARCHITECT:	RULE JOY TRAMMEL RUBIO ARCHITECTURE
LOCATION:	CHARLOTTE, NC
DATE:	12/9/16
DWN. BY:	JTD
CHKD. BY:	RW
DRAWING NO.:	1.71
PPC JOB NO.:	6612



2 / 1.72
 1 / 1.72
 SUNSCREEN PLAN VIEW
 SCALE: 3/8"=1'-0" SUNSCREEN: B4-4
 REF.: 1/AP1-04



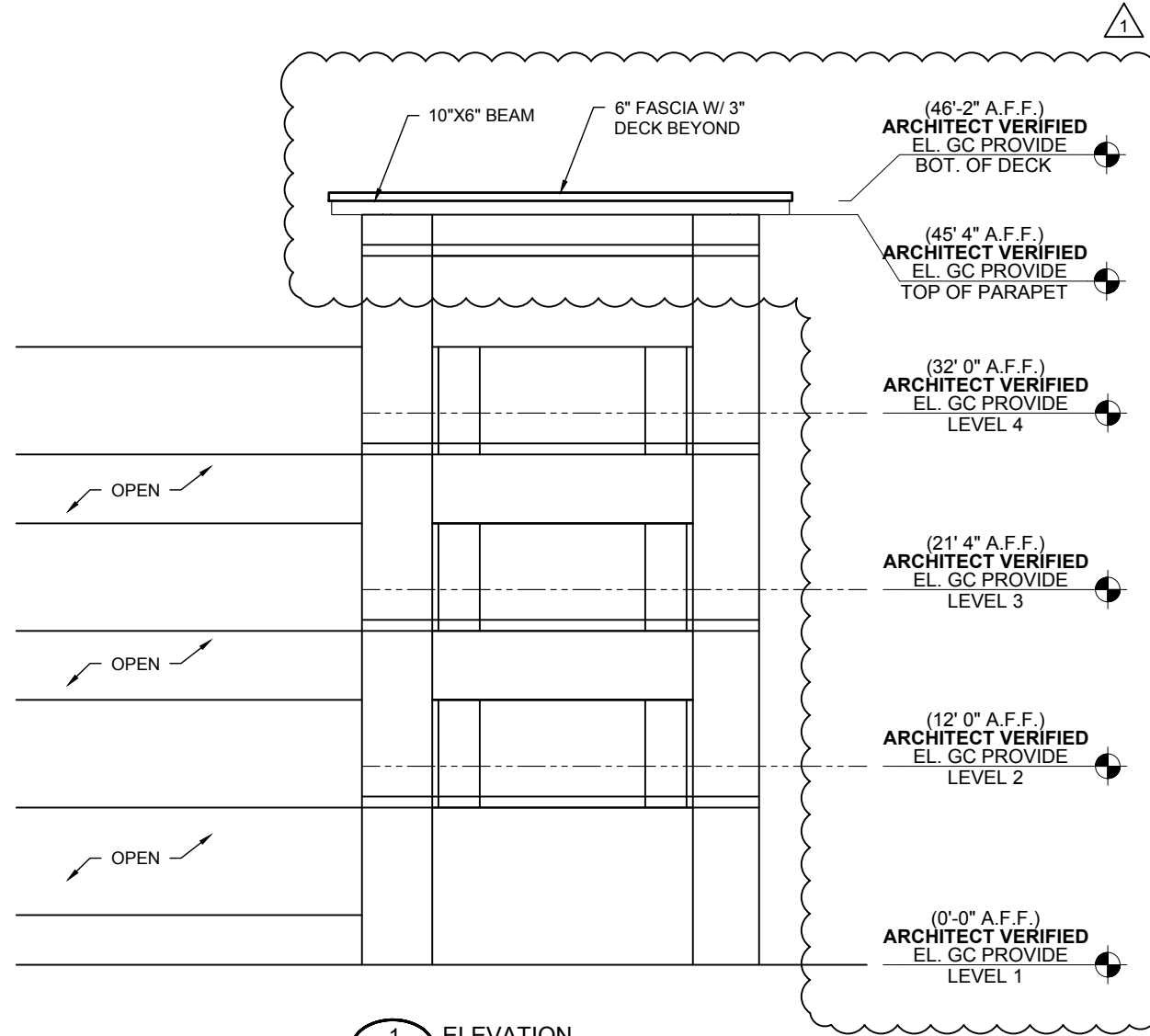
2 / 1.72
 SUNSCREEN ELEVATION
 SCALE: 3/8"=1'-0" SUNSCREEN: B4-4
 REF.: 3/AP5-01



DWG. BY	JTD
SUBJECT	INITIAL FILE & FIELD
DATE	1/3/17
REV.	1

PROJECT:	WAVERLY OFFICE BUILDING AND PARKING DECK
CUSTOMER:	SHELCO, LLC
ARCHITECT:	RULE JOY TRAMMEL RUBIO ARCHITECTURE
LOCATION:	CHARLOTTE, NC

DATE:	12/9/16
DWN. BY:	JTD
CHKD. BY:	RW
DRAWING NO.:	1.72
PPC JOB NO.:	6612

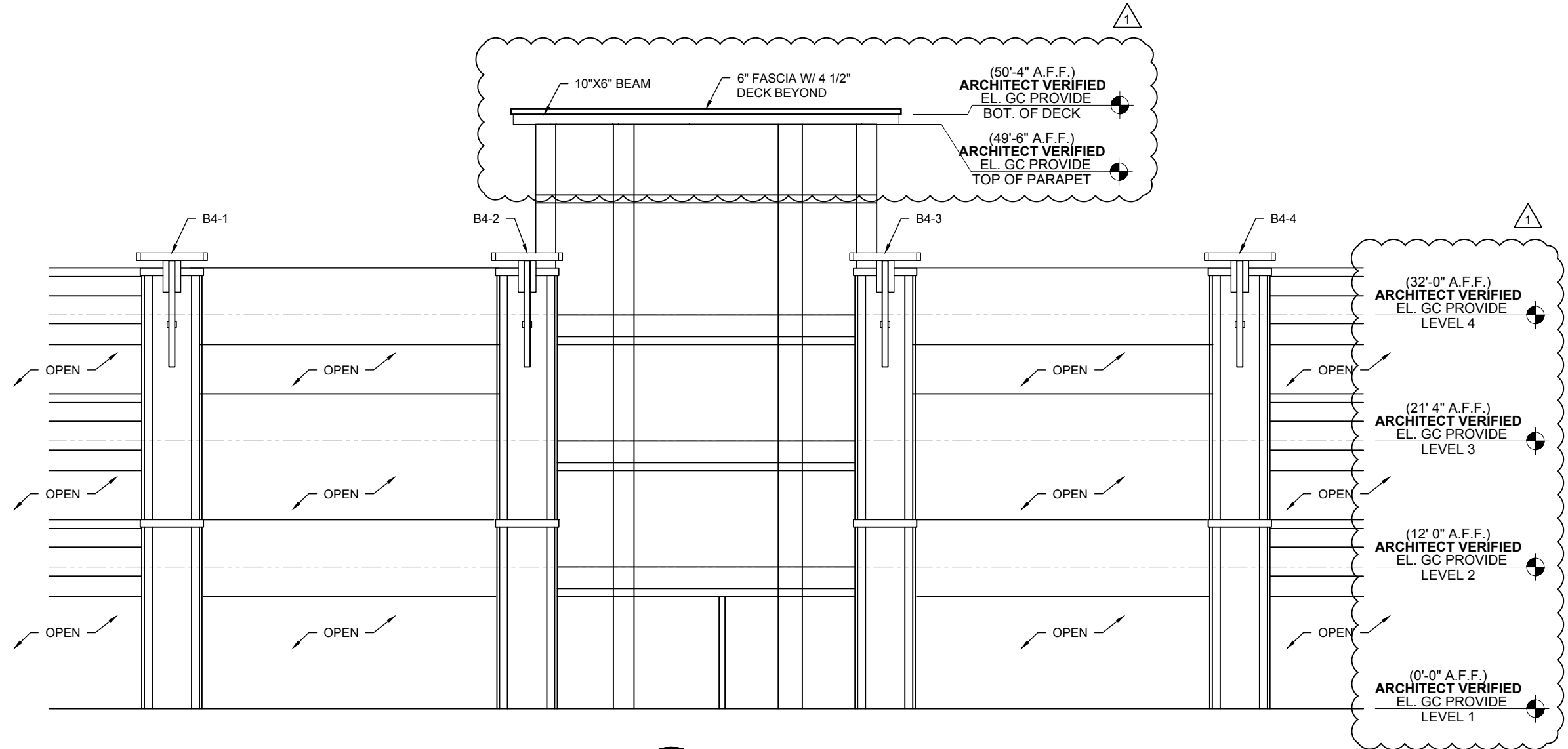


1 ELEVATION
 2.00 SCALE: 3/32"=1'-0" CANOPY: A
 REF.: 1/AP5-02



DWG. BY	JTD
SUBJECT	INITIAL FILE & FIELD
DATE	1/3/17
REV.	1

PROJECT:	WAVERLY OFFICE BUILDING AND PARKING DECK
CUSTOMER:	SHELCO, LLC
ARCHITECT:	RULE JOY TRAMMEL RUBIO ARCHITECTURE
LOCATION:	CHARLOTTE, NC
DATE:	12/9/16
DWN. BY:	JTD
CHKD. BY:	RW
DRAWING NO.:	2.00
PPC JOB NO.:	6612



1 ELEVATION
2.01 SCALE: 3/32"=1'-0" CANOPY: B
REF.: 3/AP5-01

DWG. BY	JTD
SUBJECT	INITIAL FILE & FIELD
DATE	1/3/17
REV.	1

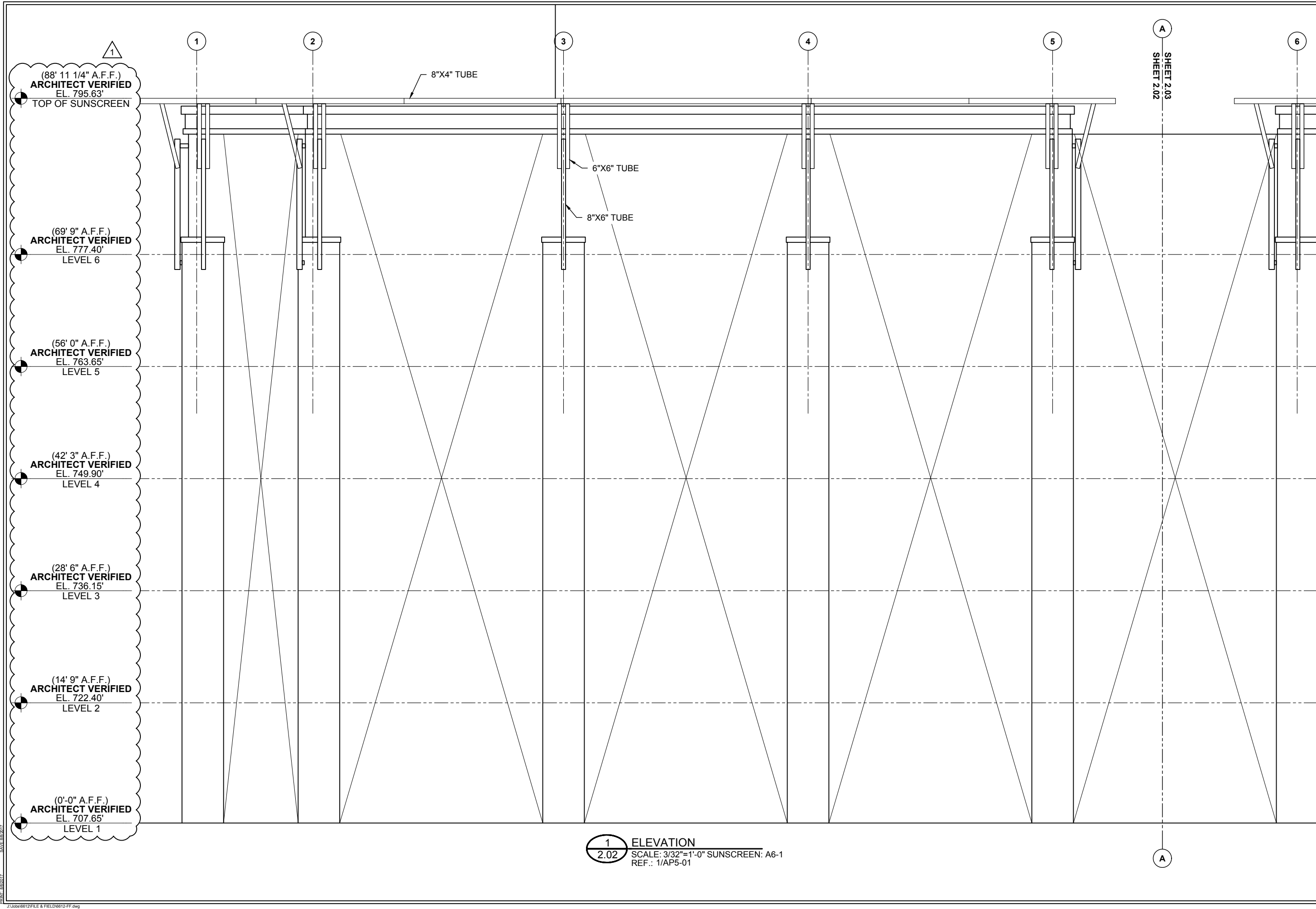
PROJECT: WAVERLY OFFICE BUILDING AND PARKING DECK
 CUSTOMER: SHELCO, LLC
 ARCHITECT: RULE JOY TRAMMEL RUBIO ARCHITECTURE
 LOCATION: CHARLOTTE, NC

DATE:	12/9/16
DWN. BY:	JTD
CHKD. BY:	RW
DRAWING NO.:	2.01
PPC JOB NO.:	6612



DWG. BY	JTD
SUBJECT	INITIAL FILE & FIELD
DATE	1/3/17
REV.	1

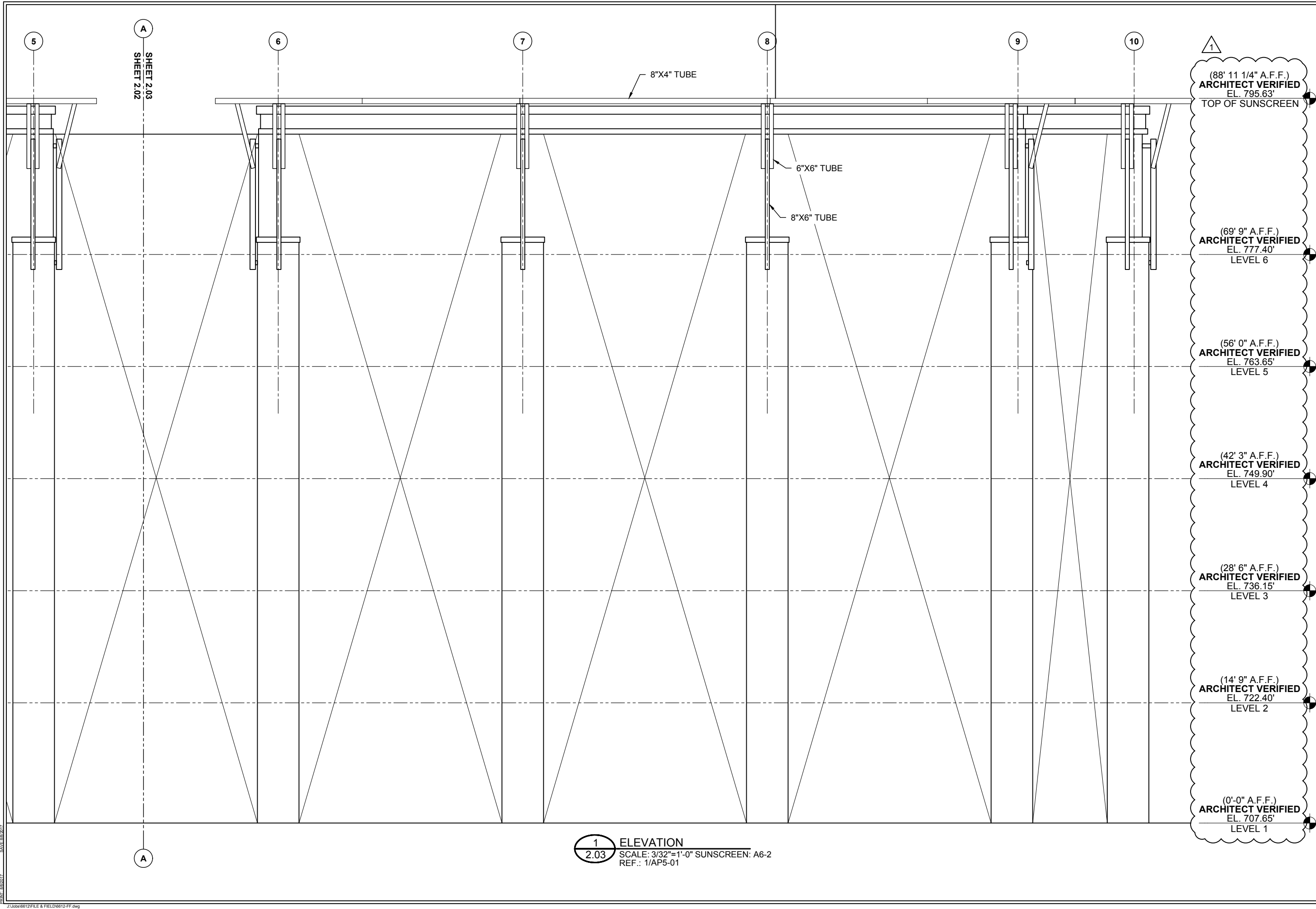
PROJECT:	WAVERLY OFFICE BUILDING AND PARKING DECK
CUSTOMER:	SHELCO, LLC
ARCHITECT:	RULE JOY TRAMMEL RUBIO ARCHITECTURE
LOCATION:	CHARLOTTE, NC
DATE:	12/9/16
DWN. BY:	JTD
CHKD. BY:	RW
DRAWING NO.:	2.02
PPC JOB NO.:	6612



- 1
 (88' 11 1/4" A.F.F.)
ARCHITECT VERIFIED
 EL. 795.63'
 TOP OF SUNSCREEN
- (69' 9" A.F.F.)
ARCHITECT VERIFIED
 EL. 777.40'
 LEVEL 6
- (56' 0" A.F.F.)
ARCHITECT VERIFIED
 EL. 763.65'
 LEVEL 5
- (42' 3" A.F.F.)
ARCHITECT VERIFIED
 EL. 749.90'
 LEVEL 4
- (28' 6" A.F.F.)
ARCHITECT VERIFIED
 EL. 736.15'
 LEVEL 3
- (14' 9" A.F.F.)
ARCHITECT VERIFIED
 EL. 722.40'
 LEVEL 2
- (0'-0" A.F.F.)
ARCHITECT VERIFIED
 EL. 707.65'
 LEVEL 1

1 ELEVATION
2.02 SCALE: 3/32"=1'-0" SUNSCREEN: A6-1
 REF.: 1/AP5-01


PEACHTREE PROTECTIVE COVERS
 J:\Jobs\6612\FILE & FIELD\6612-FF.dwg



SHEET 2.03
SHEET 2.02

1	(88' 11 1/4" A.F.F.) ARCHITECT VERIFIED EL. 795.63' TOP OF SUNSCREEN
	(69' 9" A.F.F.) ARCHITECT VERIFIED EL. 777.40' LEVEL 6
	(56' 0" A.F.F.) ARCHITECT VERIFIED EL. 763.65' LEVEL 5
	(42' 3" A.F.F.) ARCHITECT VERIFIED EL. 749.90' LEVEL 4
	(28' 6" A.F.F.) ARCHITECT VERIFIED EL. 736.15' LEVEL 3
	(14' 9" A.F.F.) ARCHITECT VERIFIED EL. 722.40' LEVEL 2
	(0'-0" A.F.F.) ARCHITECT VERIFIED EL. 707.65' LEVEL 1

1 ELEVATION
2.03 SCALE: 3/32"=1'-0" SUNSCREEN: A6-2
REF.: 1/AP5-01



DWG. BY	JTD
SUBJECT	INITIAL FILE & FIELD
DATE	1/3/17
REV.	1

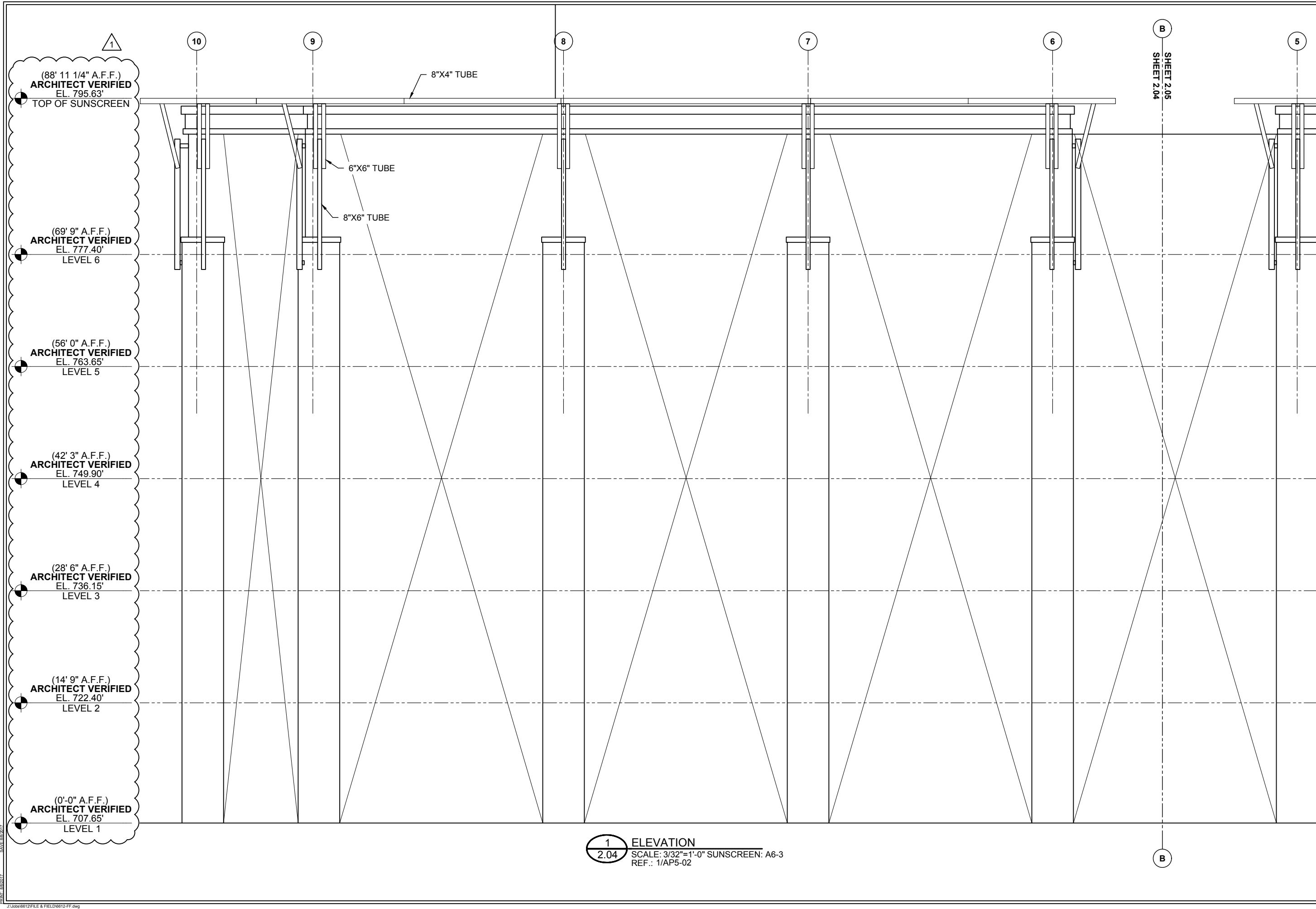
PROJECT:	WAVERLY OFFICE BUILDING AND PARKING DECK
CUSTOMER:	SHELCO, LLC
ARCHITECT:	RULE JOY TRAMMEL RUBIO ARCHITECTURE
LOCATION:	CHARLOTTE, NC
DATE:	12/9/16
DWN. BY:	JTD
CHKD. BY:	RW
DRAWING NO.:	2.03
PPC JOB NO.:	6612

PRINT: 1/3/17 11:58:02 AM
J:\Jobs\6612\FILE & FIELD\6612-FF.dwg



DWG. BY	JTD
SUBJECT	INITIAL FILE & FIELD
DATE	1/3/17
REV.	1

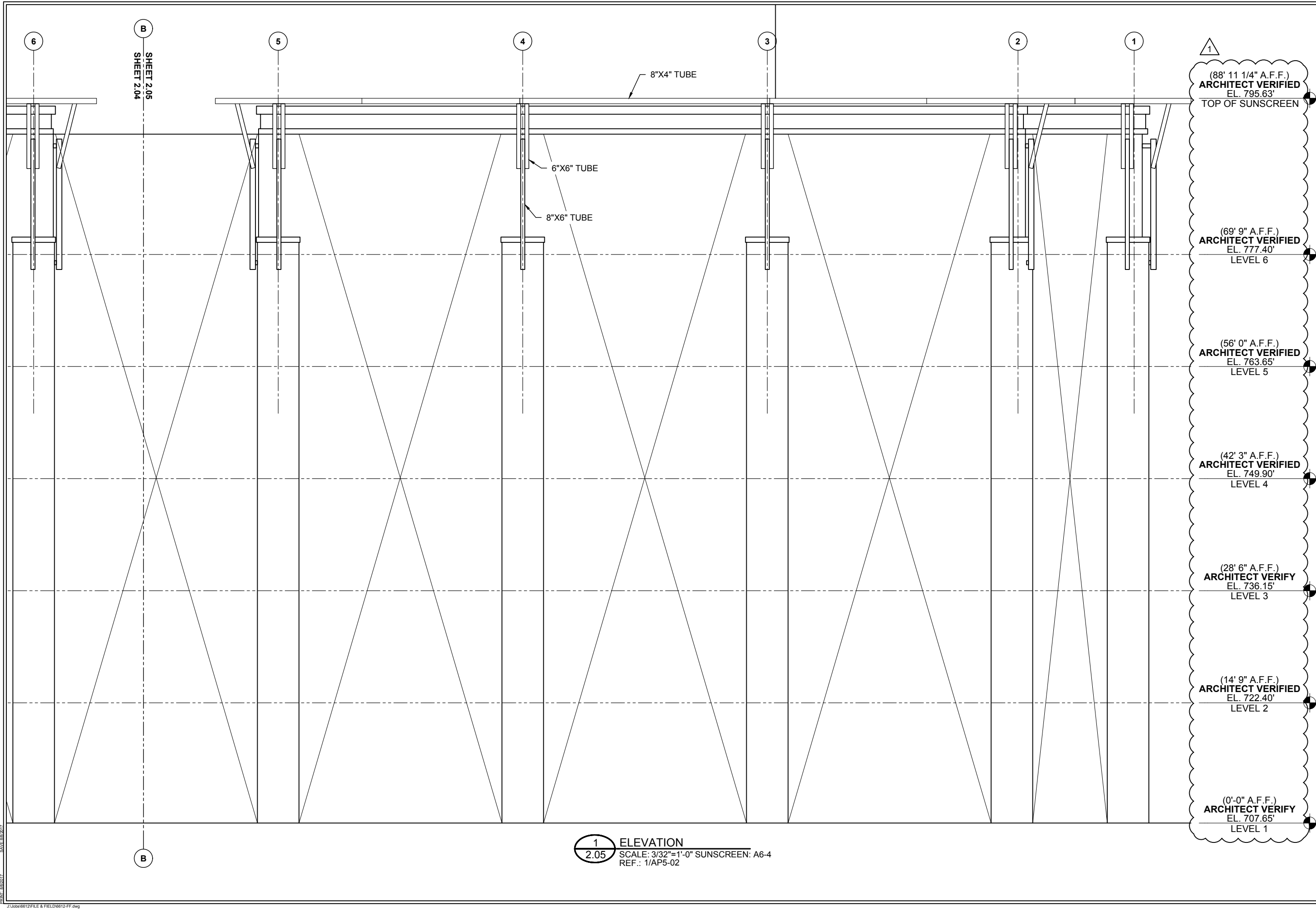
PROJECT:	WAVERLY OFFICE BUILDING AND PARKING DECK
CUSTOMER:	SHELCO, LLC
ARCHITECT:	RULE JOY TRAMMEL RUBIO ARCHITECTURE
LOCATION:	CHARLOTTE, NC
DATE:	12/9/16
DWN. BY:	JTD
CHKD. BY:	RW
DRAWING NO.:	2.04
PPC JOB NO.:	6612



- (0'-0" A.F.F.)
ARCHITECT VERIFIED
 EL. 707.65'
 LEVEL 1
- (14' 9" A.F.F.)
ARCHITECT VERIFIED
 EL. 722.40'
 LEVEL 2
- (28' 6" A.F.F.)
ARCHITECT VERIFIED
 EL. 736.15'
 LEVEL 3
- (42' 3" A.F.F.)
ARCHITECT VERIFIED
 EL. 749.90'
 LEVEL 4
- (56' 0" A.F.F.)
ARCHITECT VERIFIED
 EL. 763.65'
 LEVEL 5
- (69' 9" A.F.F.)
ARCHITECT VERIFIED
 EL. 777.40'
 LEVEL 6
- (88' 11 1/4" A.F.F.)
ARCHITECT VERIFIED
 EL. 795.63'
 TOP OF SUNSCREEN

1
2.04 ELEVATION
 SCALE: 3/32"=1'-0" SUNSCREEN: A6-3
 REF.: 1/AP5-02

PEACHTREE PROTECTIVE COVERS
 J:\Jobs\6612\FILE & FIELD\6612-FF.dwg



SHEET 2.05
SHEET 2.04

1	(88' 11 1/4" A.F.F.) ARCHITECT VERIFIED EL. 795.63' TOP OF SUNSCREEN
	(69' 9" A.F.F.) ARCHITECT VERIFIED EL. 777.40' LEVEL 6
	(56' 0" A.F.F.) ARCHITECT VERIFIED EL. 763.65' LEVEL 5
	(42' 3" A.F.F.) ARCHITECT VERIFIED EL. 749.90' LEVEL 4
	(28' 6" A.F.F.) ARCHITECT VERIFY EL. 736.15' LEVEL 3
	(14' 9" A.F.F.) ARCHITECT VERIFIED EL. 722.40' LEVEL 2
	(0'-0" A.F.F.) ARCHITECT VERIFY EL. 707.65' LEVEL 1

1 ELEVATION
2.05 SCALE: 3/32"=1'-0" SUNSCREEN: A6-4
REF.: 1/AP5-02



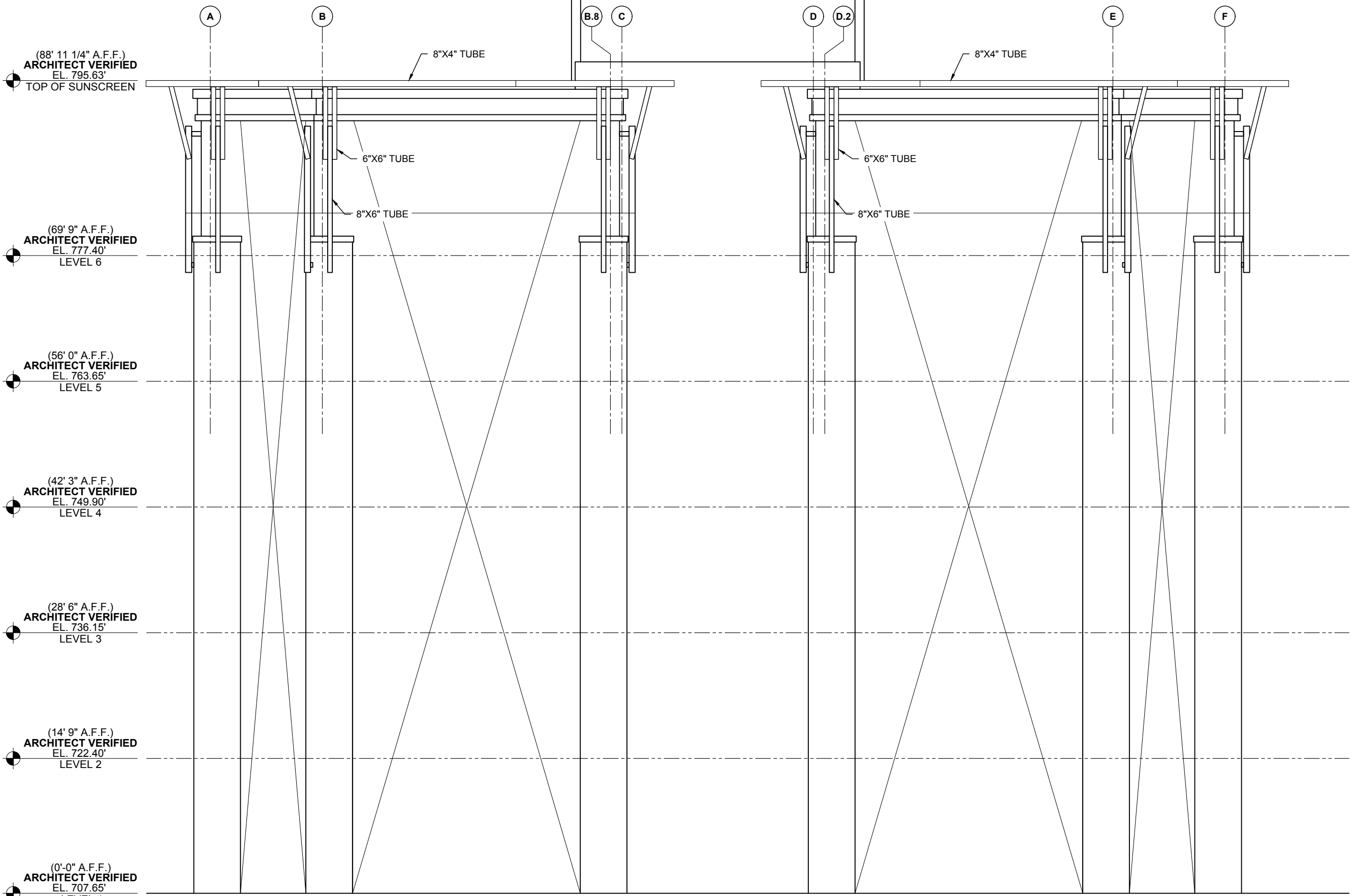
DWG. BY	JTD
SUBJECT	INITIAL FILE & FIELD
DATE	1/3/17
REV.	1

PROJECT:	WAVERLY OFFICE BUILDING AND PARKING DECK
CUSTOMER:	SHELCO, LLC
ARCHITECT:	RULE JOY TRAMMEL RUBIO ARCHITECTURE
LOCATION:	CHARLOTTE, NC
DATE:	12/9/16
DWN. BY:	JTD
CHKD. BY:	RW
DRAWING NO.:	2.05
PPC JOB NO.:	6612

PRINT: 1/3/17 10:23 AM
SAVE: 1/3/17 10:23 AM
J:\Jobs\6612\FILE & FIELD\6612-FF.dwg

DWG. BY	JTD
SUBJECT	XXXXXX
DATE	XX/XX/XX
REV.	3

PROJECT:	WAVERLY OFFICE BUILDING AND PARKING DECK
CUSTOMER:	SHELCO, LLC
ARCHITECT:	RULE JOY TRAMMEL RUBIO ARCHITECTURE
LOCATION:	CHARLOTTE, NC
DATE:	12/9/16
DWN. BY:	JTD
CHKD. BY:	RW
DRAWING NO.:	2.06
PPC JOB NO.:	6612



(88' 11 1/4" A.F.F.)
ARCHITECT VERIFIED
EL. 795.63'
TOP OF SUNSCREEN

(69' 9" A.F.F.)
ARCHITECT VERIFIED
EL. 777.40'
LEVEL 6

(56' 0" A.F.F.)
ARCHITECT VERIFIED
EL. 763.65'
LEVEL 5

(42' 3" A.F.F.)
ARCHITECT VERIFIED
EL. 749.90'
LEVEL 4

(28' 6" A.F.F.)
ARCHITECT VERIFIED
EL. 736.15'
LEVEL 3

(14' 9" A.F.F.)
ARCHITECT VERIFIED
EL. 722.40'
LEVEL 2

(0'-0" A.F.F.)
ARCHITECT VERIFIED
EL. 707.65'
LEVEL 1

1 ELEVATION
2.06 SCALE: 3/32"=1'-0" SUNSCREEN: A6-4
REF.: 1/A5-03

2 ELEVATION
2.06 SCALE: 3/32"=1'-0" SUNSCREEN: A6-1
REF.: 1/A5-03



DWG. BY	JTD
SUBJECT	XXXXXX
DATE	XX/XX/XX
REV.	3

PROJECT:	WAVERLY OFFICE BUILDING AND PARKING DECK
CUSTOMER:	SHELCO, LLC
ARCHITECT:	RULE JOY TRAMMEL RUBIO ARCHITECTURE
LOCATION:	CHARLOTTE, NC
DATE:	12/9/16
DWN. BY:	JTD
CHKD. BY:	RW
DRAWING NO.:	2.07
PPC JOB NO.:	6612

(88' 11 1/4" A.F.F.)
ARCHITECT VERIFIED
 EL. 795.63'
 TOP OF SUNSCREEN

(69' 9" A.F.F.)
ARCHITECT VERIFIED
 EL. 777.40'
 LEVEL 6

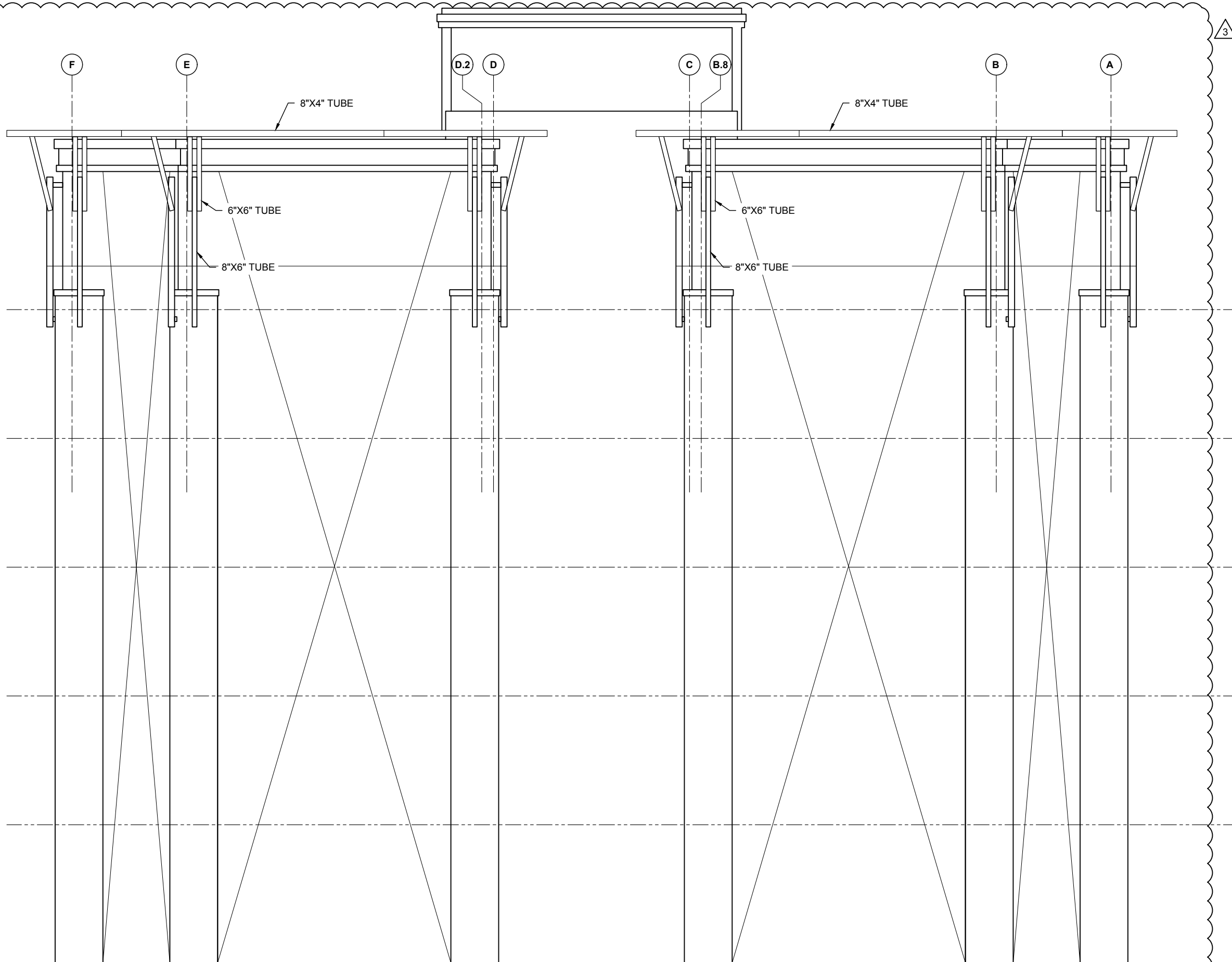
(56' 0" A.F.F.)
ARCHITECT VERIFIED
 EL. 763.65'
 LEVEL 5

(42' 3" A.F.F.)
ARCHITECT VERIFIED
 EL. 749.90'
 LEVEL 4

(28' 6" A.F.F.)
ARCHITECT VERIFIED
 EL. 736.15'
 LEVEL 3

(14' 9" A.F.F.)
ARCHITECT VERIFIED
 EL. 722.40'
 LEVEL 2

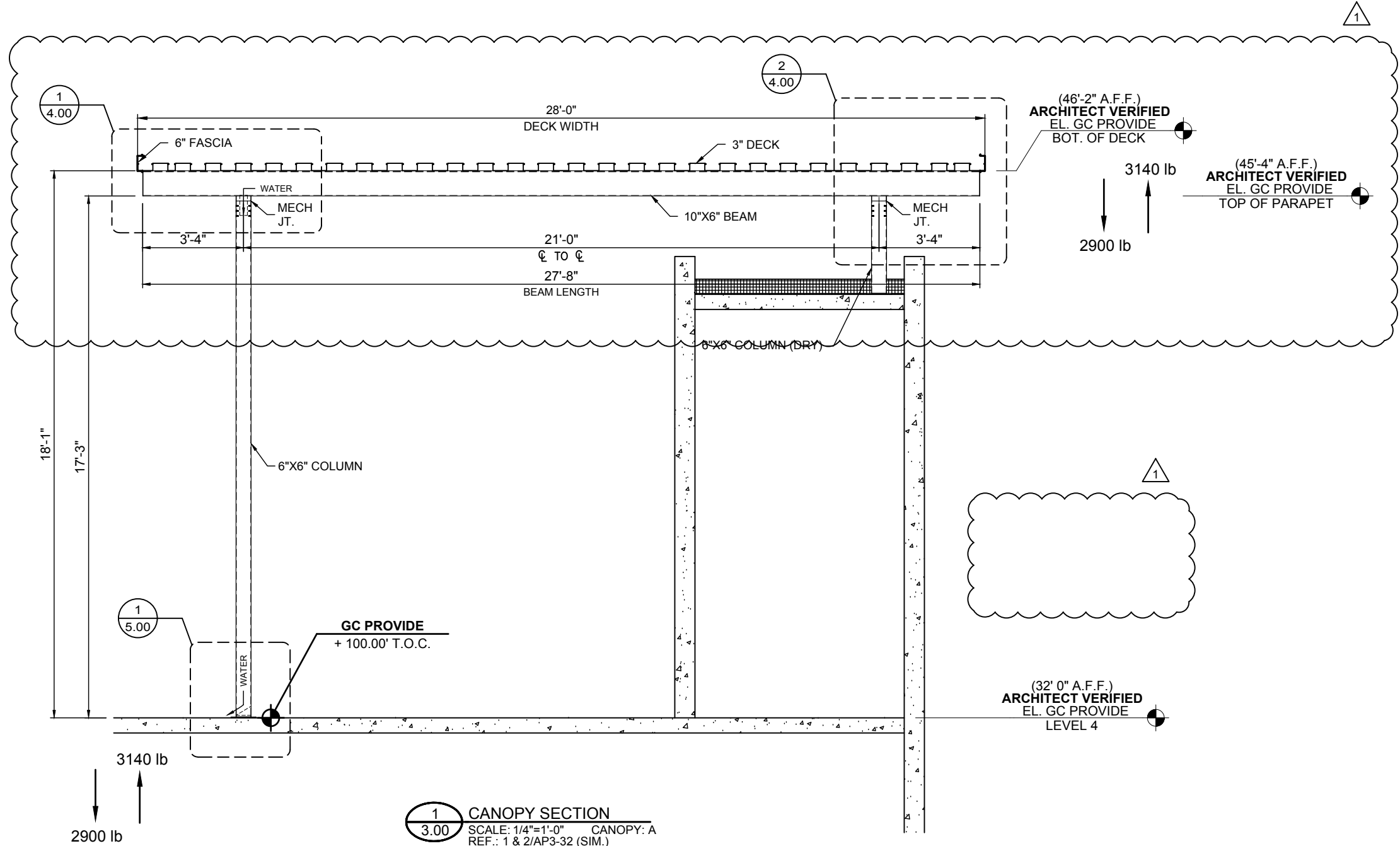
(0'-0" A.F.F.)
ARCHITECT VERIFIED
 EL. 707.65'
 LEVEL 1



1 ELEVATION
 2.07 SCALE: 3/32"=1'-0" SUNSCREEN: A6-2
 REF.: 2/A5-03

2 ELEVATION
 2.07 SCALE: 3/32"=1'-0" SUNSCREEN: A6-3
 REF.: 2/A5-03

PPC JOB NO. 6612

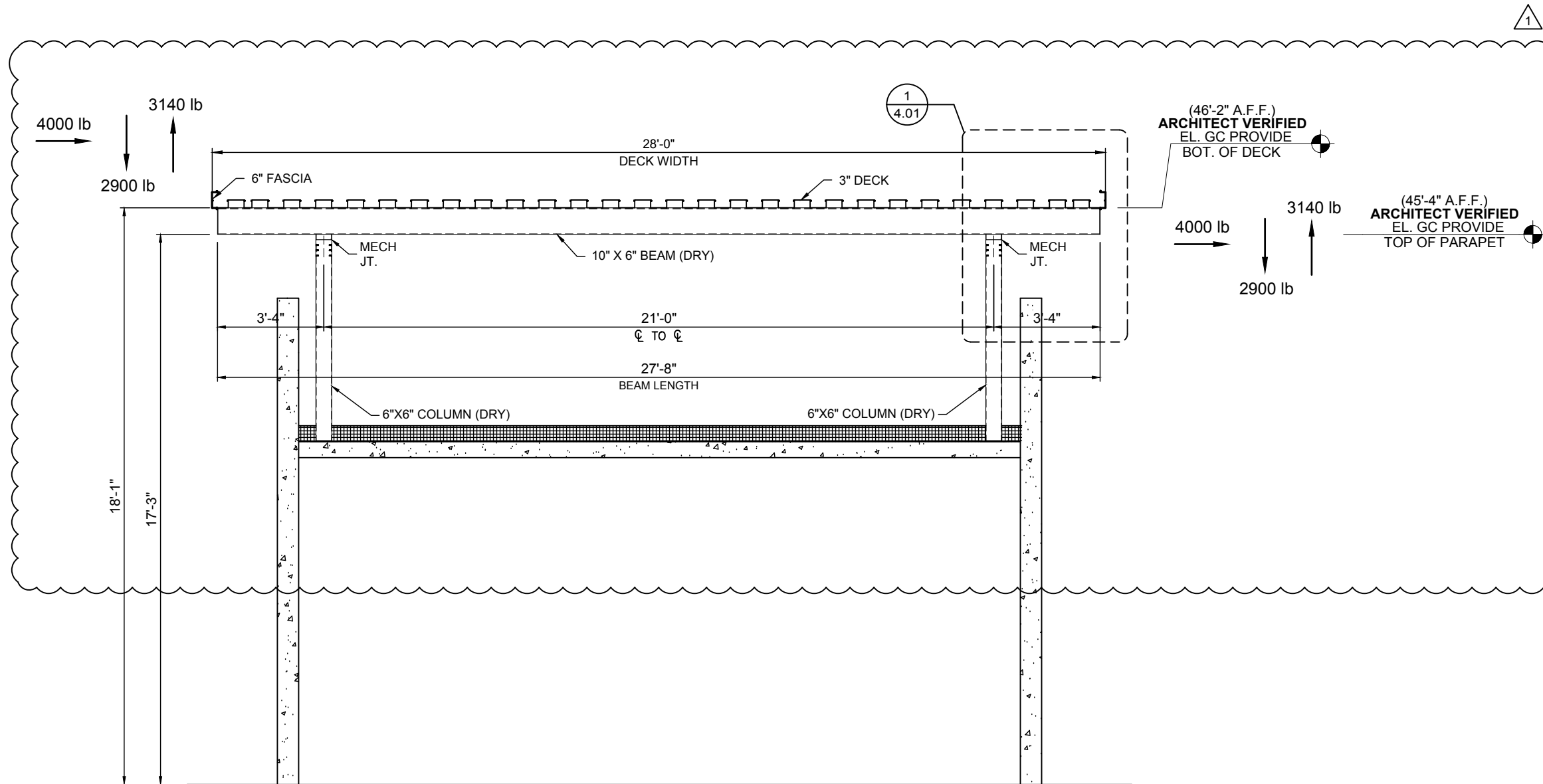


1
3.00 CANOPY SECTION
 SCALE: 1/4"=1'-0" CANOPY: A
 REF.: 1 & 2/AP3-32 (SIM.)
 BT-101


DWG. BY	JTD
SUBJECT	INITIAL FILE & FIELD
DATE	1/3/17
REV.	1

PROJECT:	WAVERLY OFFICE BUILDING AND PARKING DECK
CUSTOMER:	SHELCO, LLC
ARCHITECT:	RULE JOY TRAMMEL RUBIO ARCHITECTURE
LOCATION:	CHARLOTTE, NC

DATE:	12/9/16
DWN. BY:	JTD
CHKD. BY:	RW
DRAWING NO.:	3.00
PPC JOB NO.:	6612

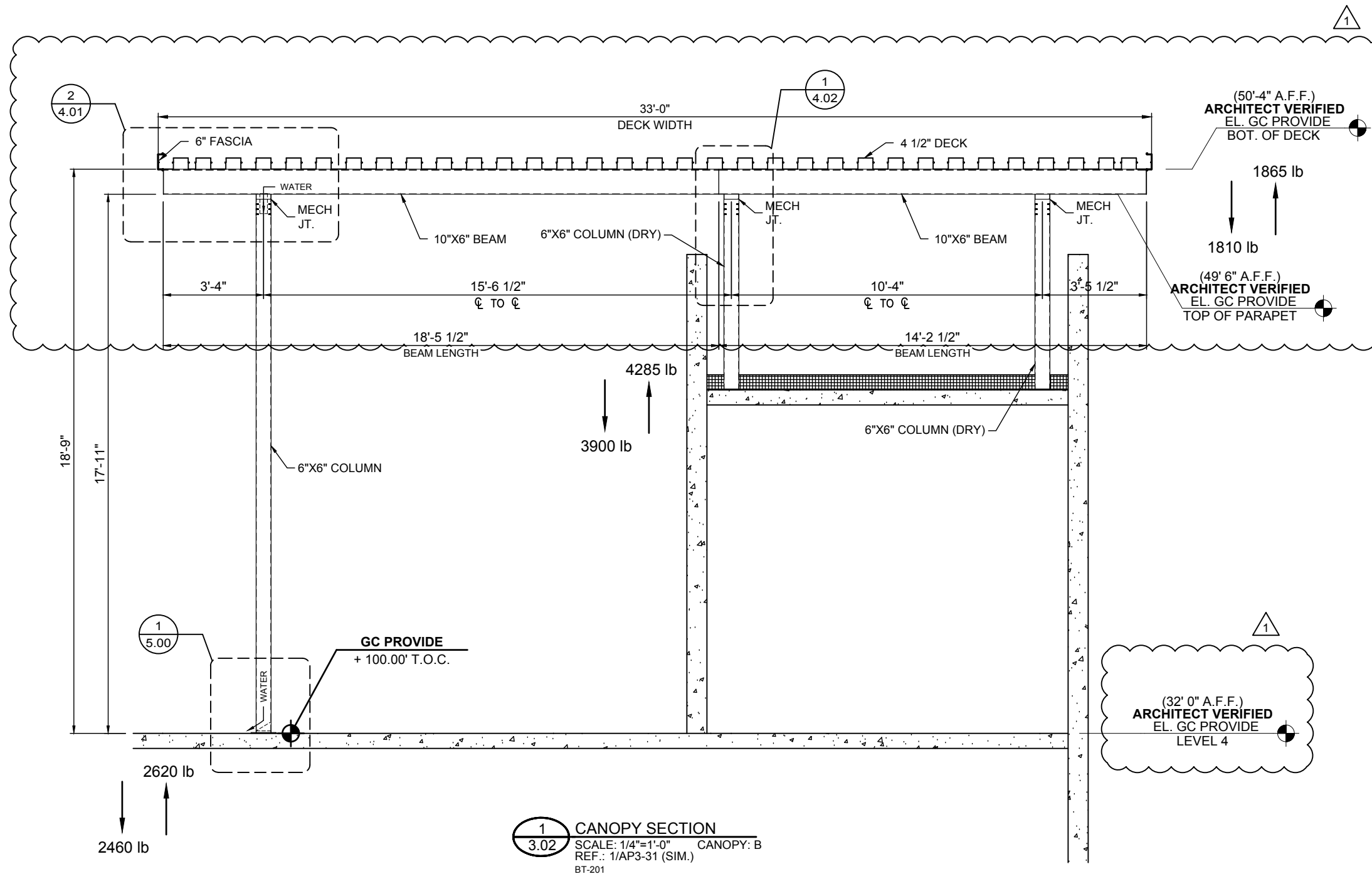


1
3.01 CANOPY SECTION
SCALE: 1/4"=1'-0" CANOPY: A
REF.: 1/AP3-32
BT-102 & BT-103




DWG. BY	JTD
SUBJECT	INITIAL FILE & FIELD
DATE	1/3/17
REV.	1

PROJECT:	WAVERLY OFFICE BUILDING AND PARKING DECK
CUSTOMER:	SHELCO, LLC
ARCHITECT:	RULE JOY TRAMMEL RUBIO ARCHITECTURE
LOCATION:	CHARLOTTE, NC
DATE:	12/9/16
DWN. BY:	JTD
CHKD. BY:	RW
DRAWING NO.:	3.01
PPC JOB NO.:	6612



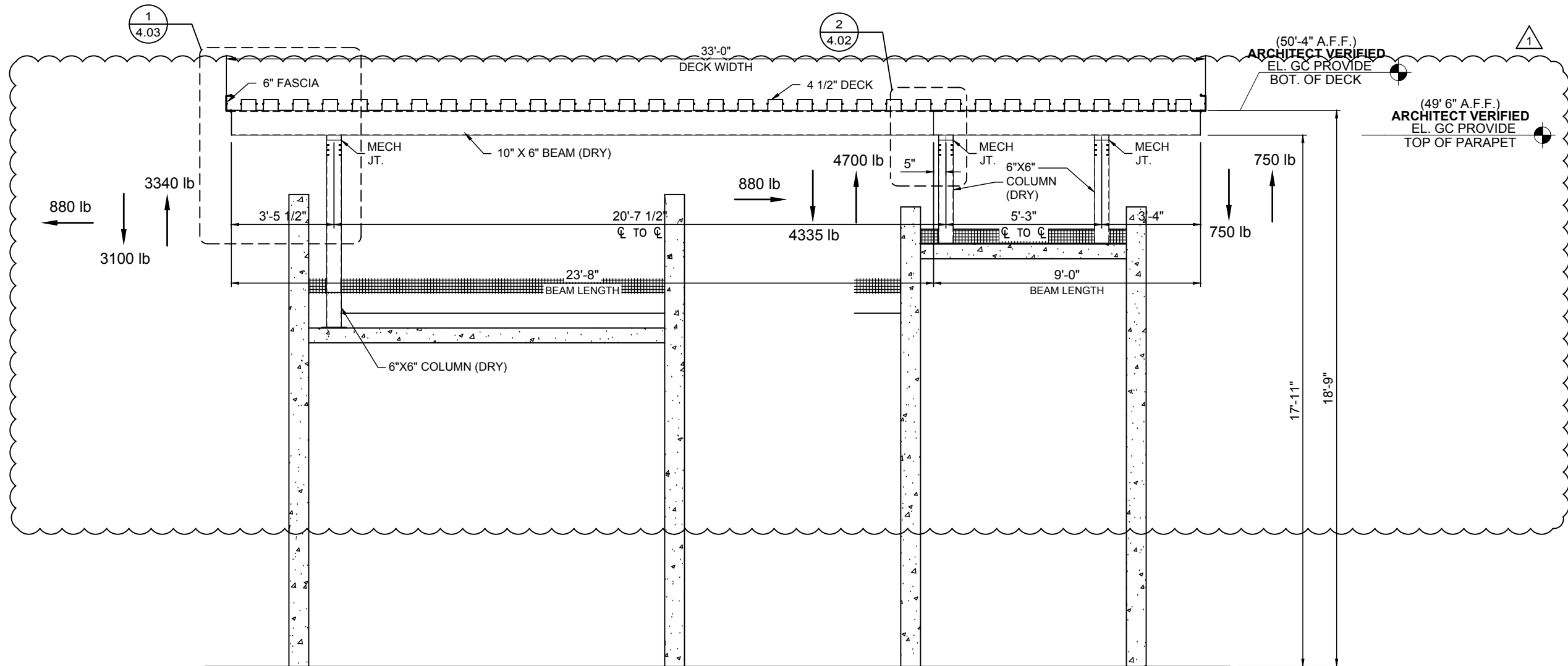
1
3.02 CANOPY SECTION
SCALE: 1/4"=1'-0" CANOPY: B
REF.: 1/AP3-31 (SIM.)
BT-201




DWG. BY	JTD
SUBJECT	INITIAL FILE & FIELD
DATE	1/3/17
REV.	1

PROJECT: WAVERLY OFFICE BUILDING AND PARKING DECK
 CUSTOMER: SHELCO, LLC
 ARCHITECT: RULE JOY TRAMMEL RUBIO ARCHITECTURE
 LOCATION: CHARLOTTE, NC

DATE:	12/9/16
DWN. BY:	JTD
CHKD. BY:	RW
DRAWING NO.:	3.02
PPC JOB NO.:	6612



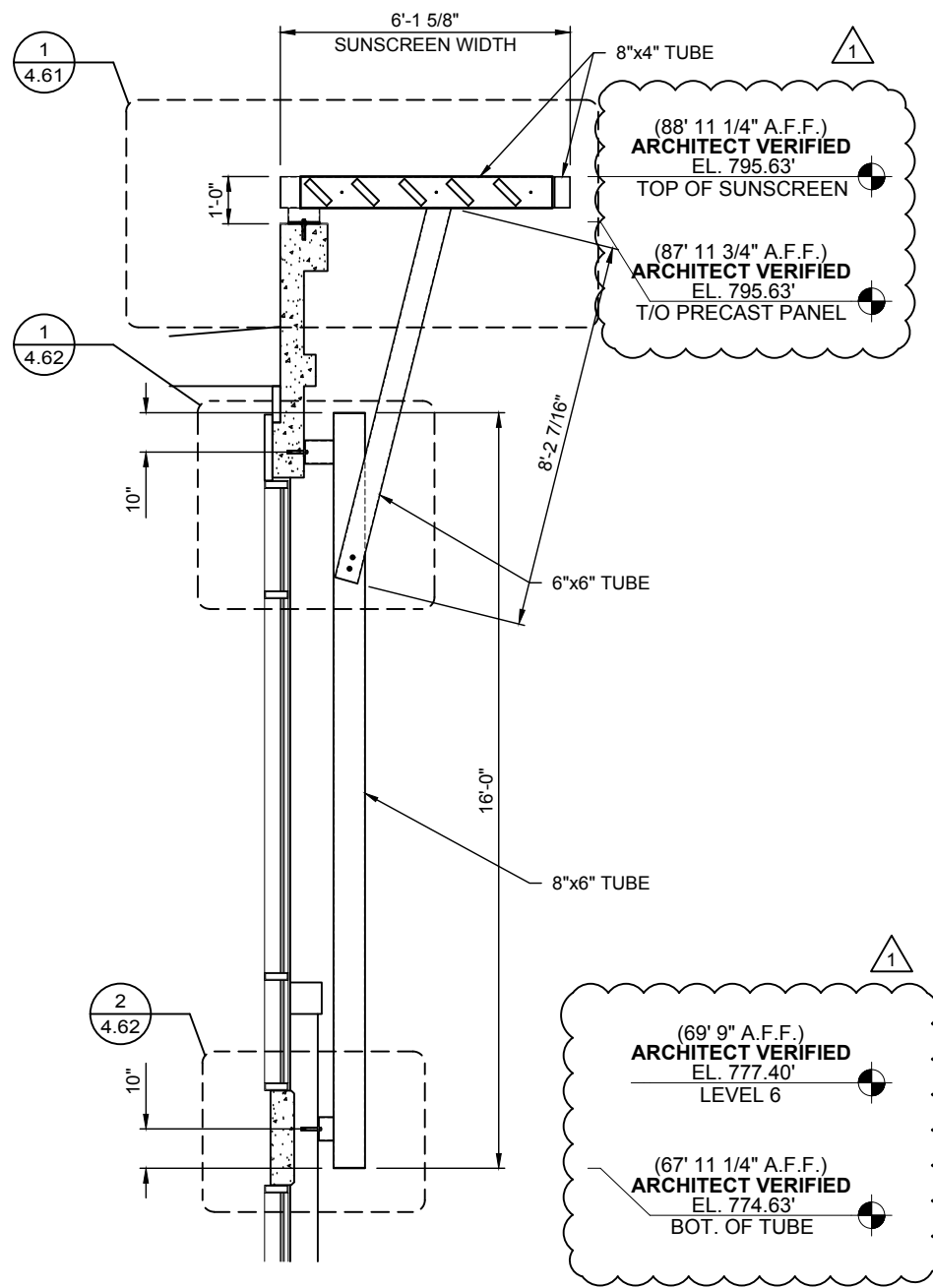
1
3.03 CANOPY SECTION
 SCALE: 1/4"=1'-0" CANOPY: B
 REF.: 1/AP3-31
 BT-202



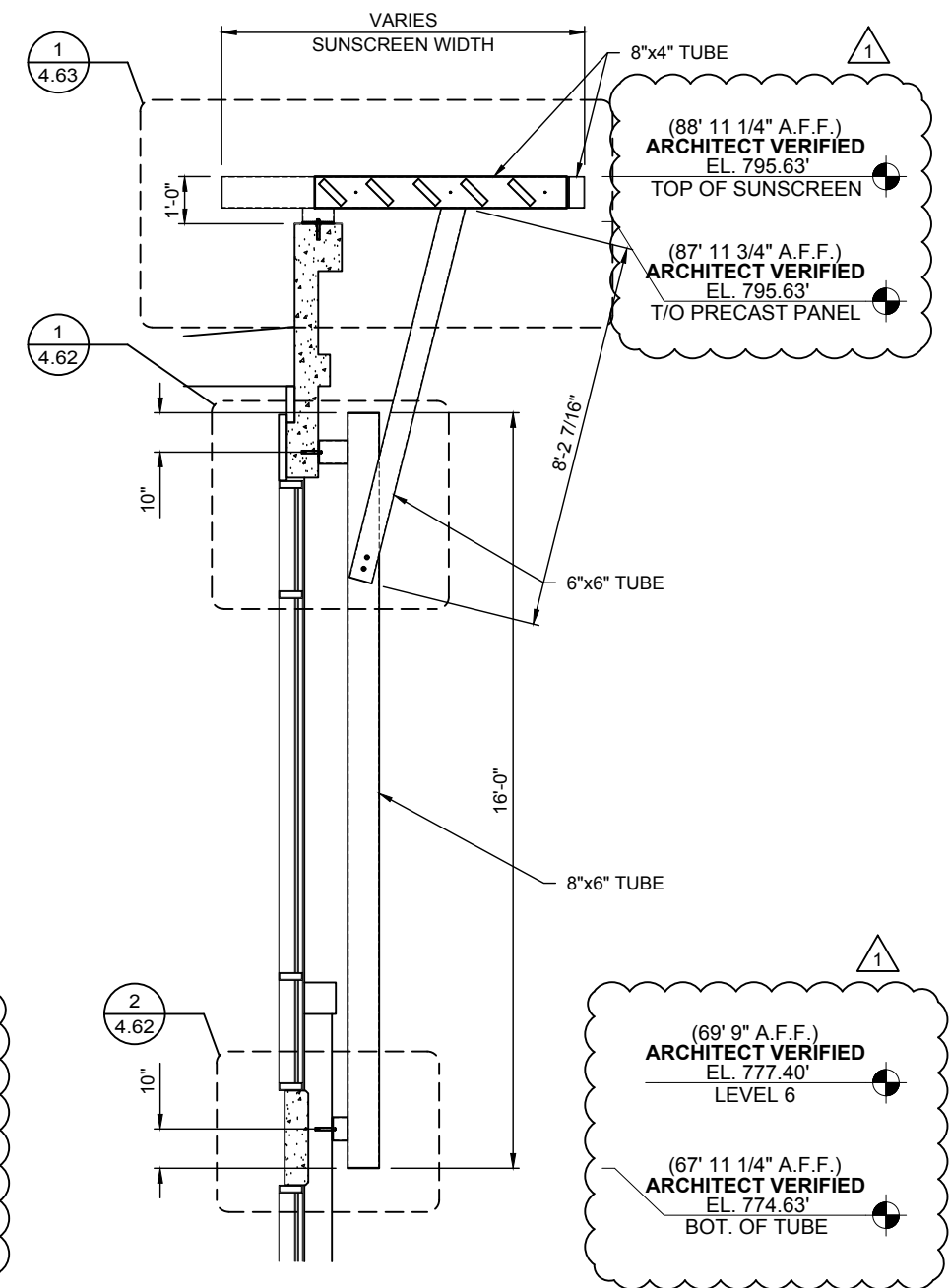
DWG. BY	JTD
SUBJECT	INITIAL FILE & FIELD
DATE	1/3/17
REV.	1

PROJECT: WAVERLY OFFICE BUILDING AND PARKING DECK
 CUSTOMER: SHELCO, LLC
 ARCHITECT: RULE JOY TRAMMEL RUBIO ARCHITECTURE
 LOCATION: CHARLOTTE, NC

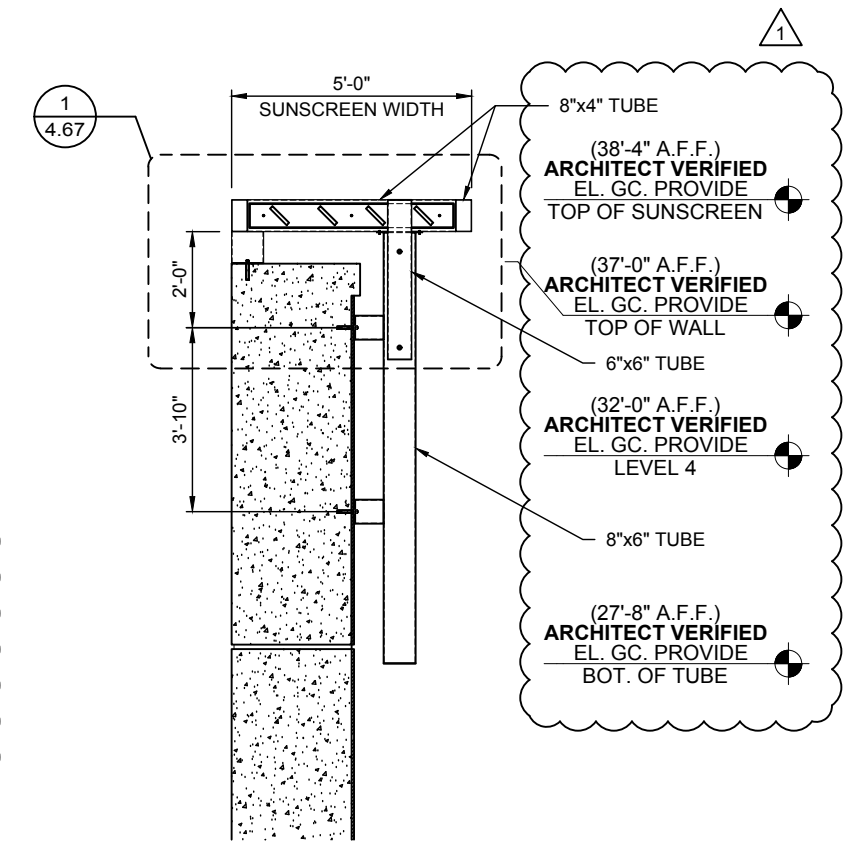
DATE:	12/9/16
DWN. BY:	JTD
CHKD. BY:	RW
DRAWING NO.:	3.03
PPC JOB NO.:	6612



1 SUNSCREEN SECTION
3.61 SCALE: 1/4"=1'-0" SUNSCREEN: A
REF.: 1/A6-03

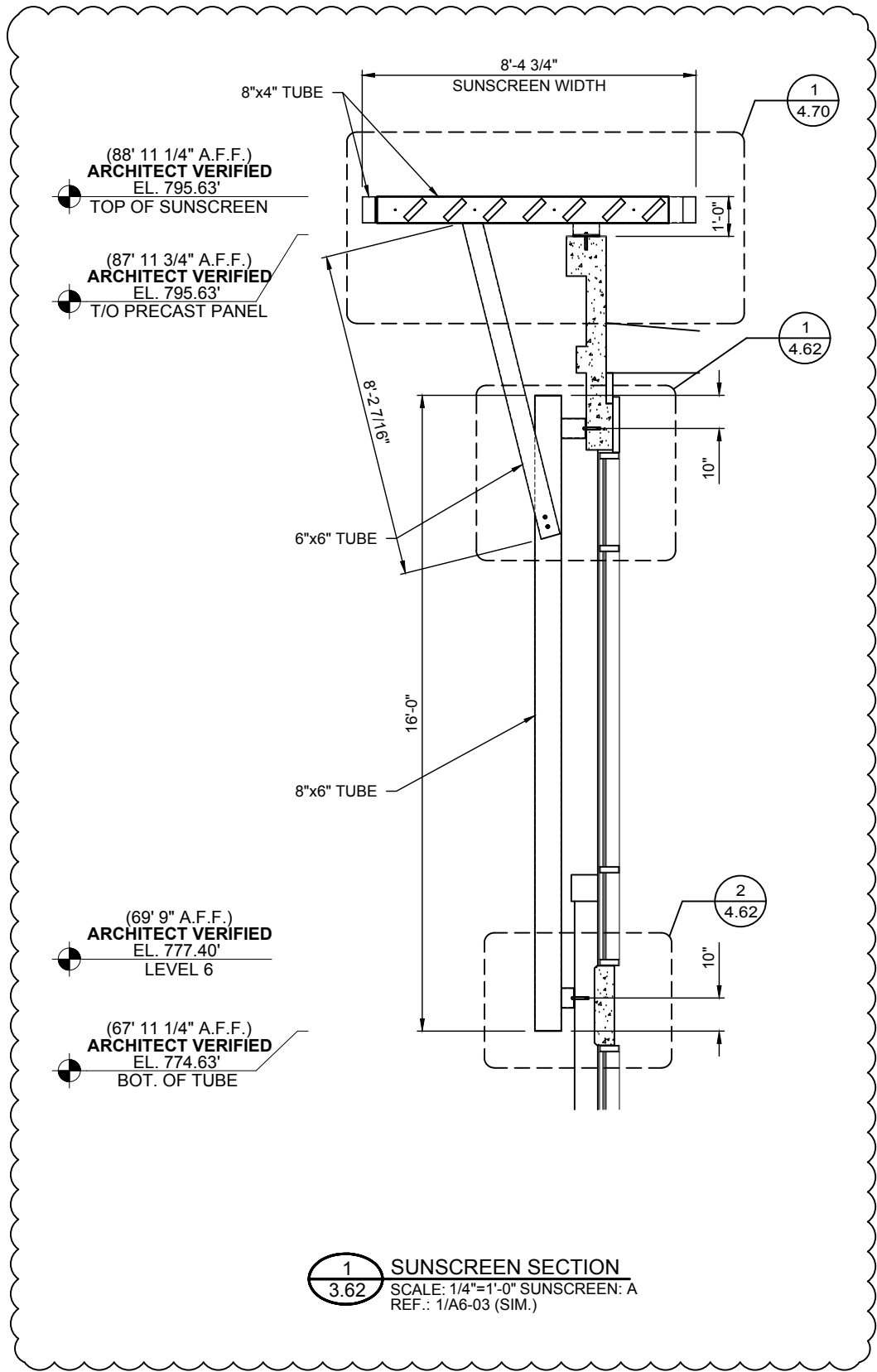


2 SUNSCREEN SECTION
3.61 SCALE: 1/4"=1'-0" SUNSCREEN: A
REF.: 1/A6-03 (SIM.)



3 SUNSCREEN SECTION
3.61 SCALE: 1/4"=1'-0" SUNSCREEN: B
REF.: 2/A7-15

DWG. BY:	JTD
SUBJECT:	INITIAL FILE & FIELD
DATE:	1/3/17
REV.:	1
PROJECT:	WAVERLY OFFICE BUILDING AND PARKING DECK
CUSTOMER:	SHELCO, LLC
ARCHITECT:	RULE JOY TRAMMEL RUBIO ARCHITECTURE
LOCATION:	CHARLOTTE, NC
DATE:	12/9/16
DWN. BY:	JTD
CHKD. BY:	RW
DRAWING NO.:	3.61
PPC JOB NO.:	6612



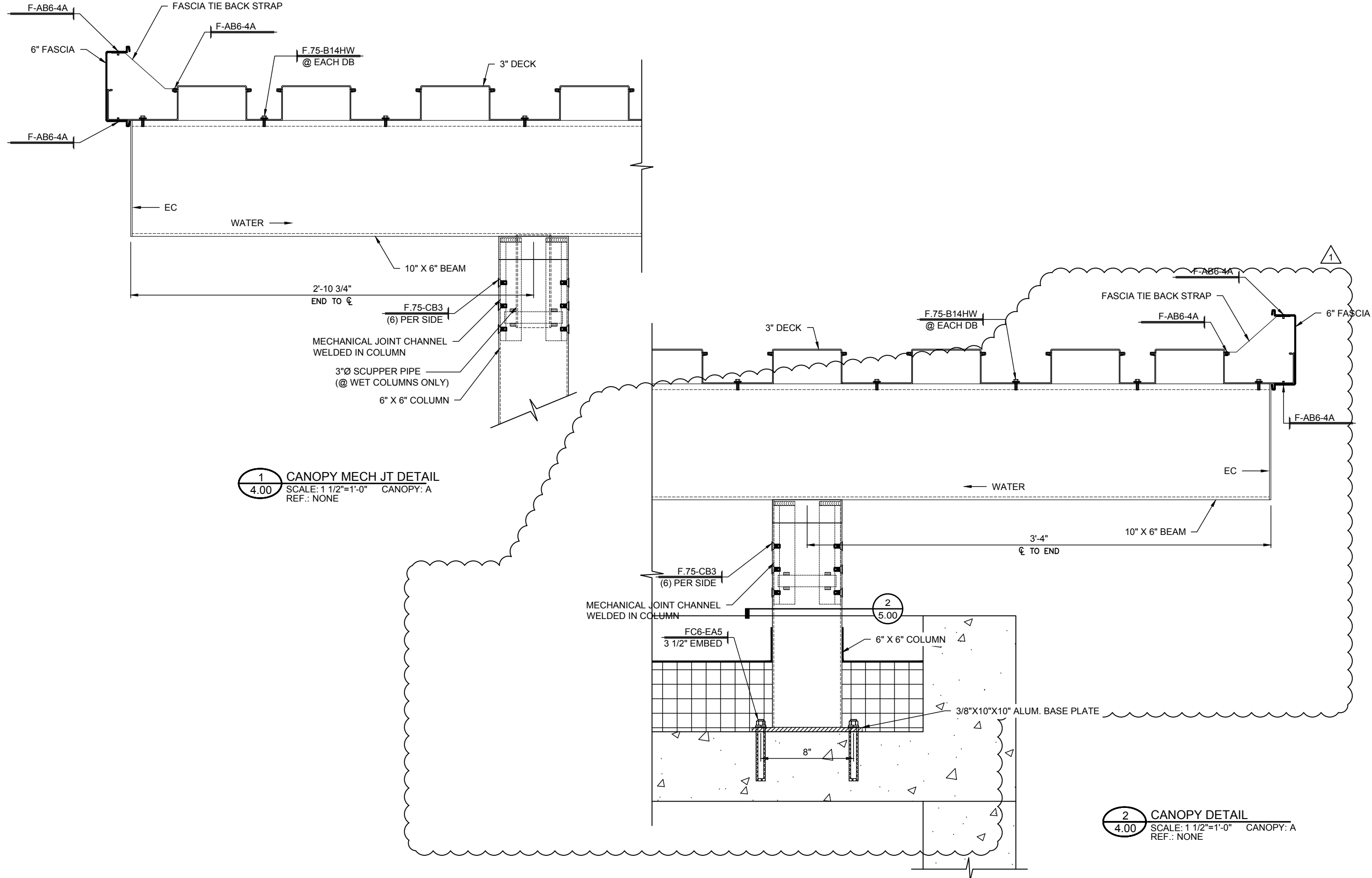
1
3.62 SUNSCREEN SECTION
 SCALE: 1/4"=1'-0" SUNSCREEN: A
 REF.: 1/A6-03 (SIM.)



DWG. BY	JTD
SUBJECT	INITIAL FILE & FIELD
DATE	1/3/17
REV.	1

PROJECT:	WAVERLY OFFICE BUILDING AND PARKING DECK
CUSTOMER:	SHELCO, LLC
ARCHITECT:	RULE JOY TRAMMEL RUBIO ARCHITECTURE
LOCATION:	CHARLOTTE, NC

DATE:	12/9/16
DWN. BY:	JTD
CHKD. BY:	RW
DRAWING NO.:	3.62
PPC JOB NO.:	6612



1
4.00 CANOPY MECH JT DETAIL
SCALE: 1 1/2"=1'-0" CANOPY: A
REF.: NONE

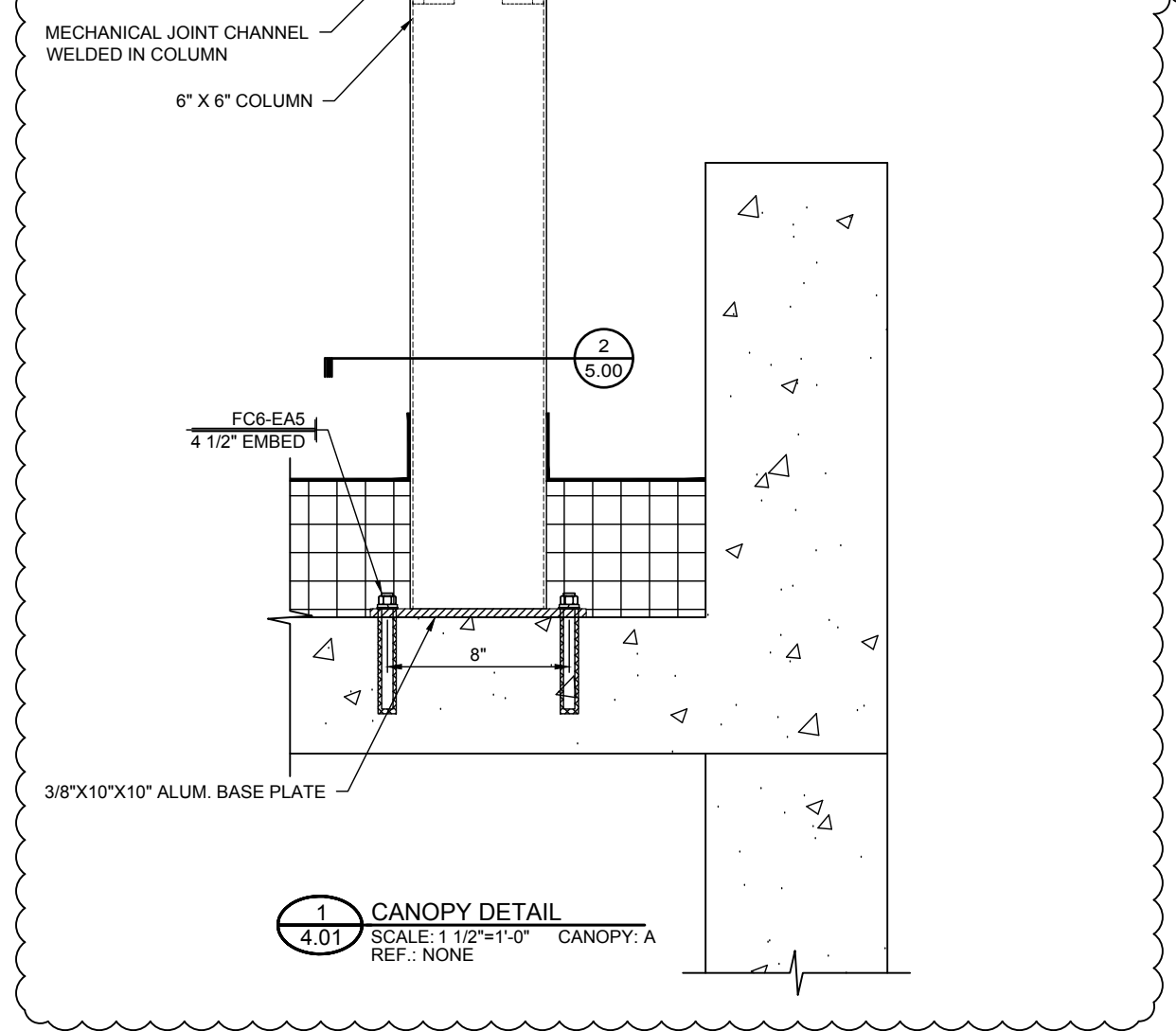
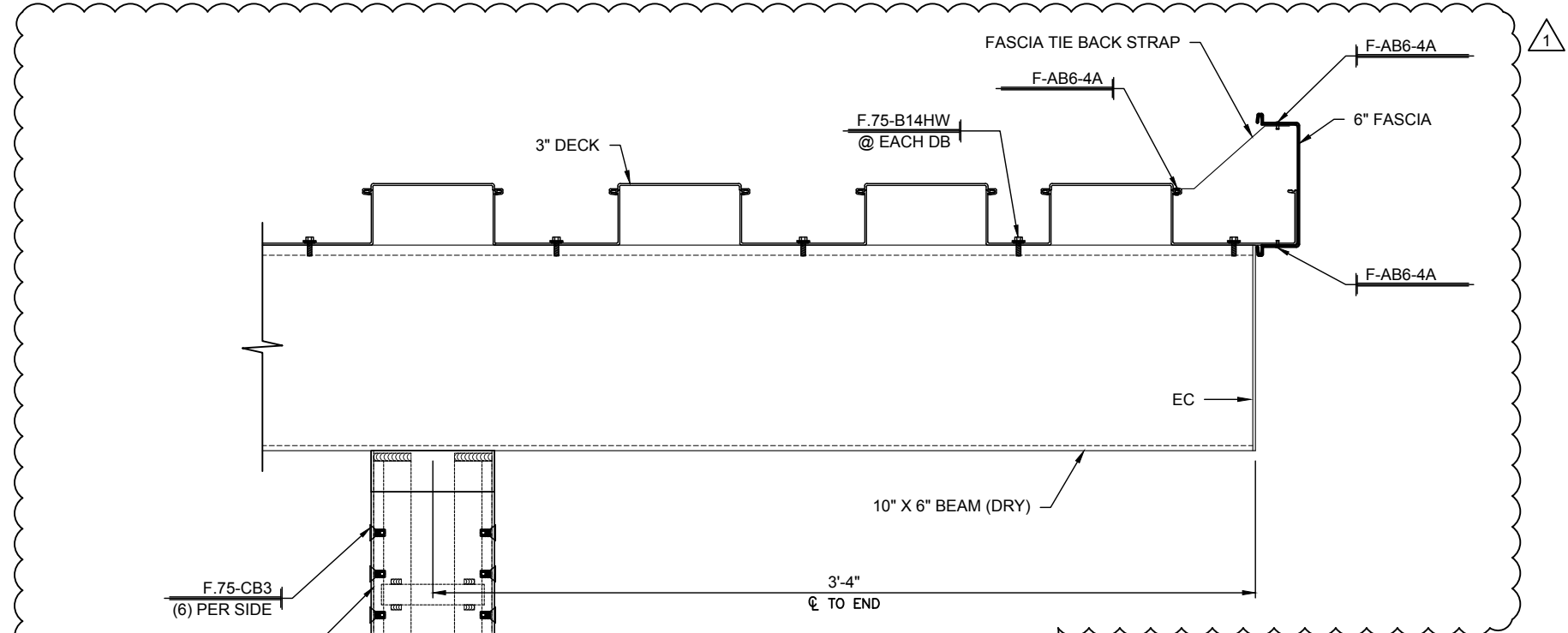
2
5.00 CANOPY DETAIL
SCALE: 1 1/2"=1'-0" CANOPY: A
REF.: NONE

2
4.00 CANOPY DETAIL
SCALE: 1 1/2"=1'-0" CANOPY: A
REF.: NONE

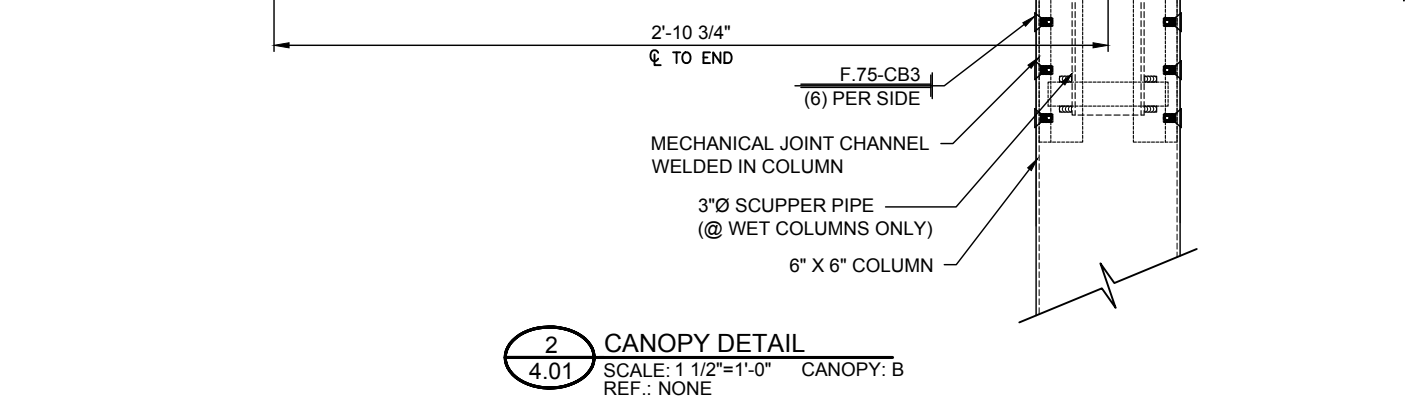
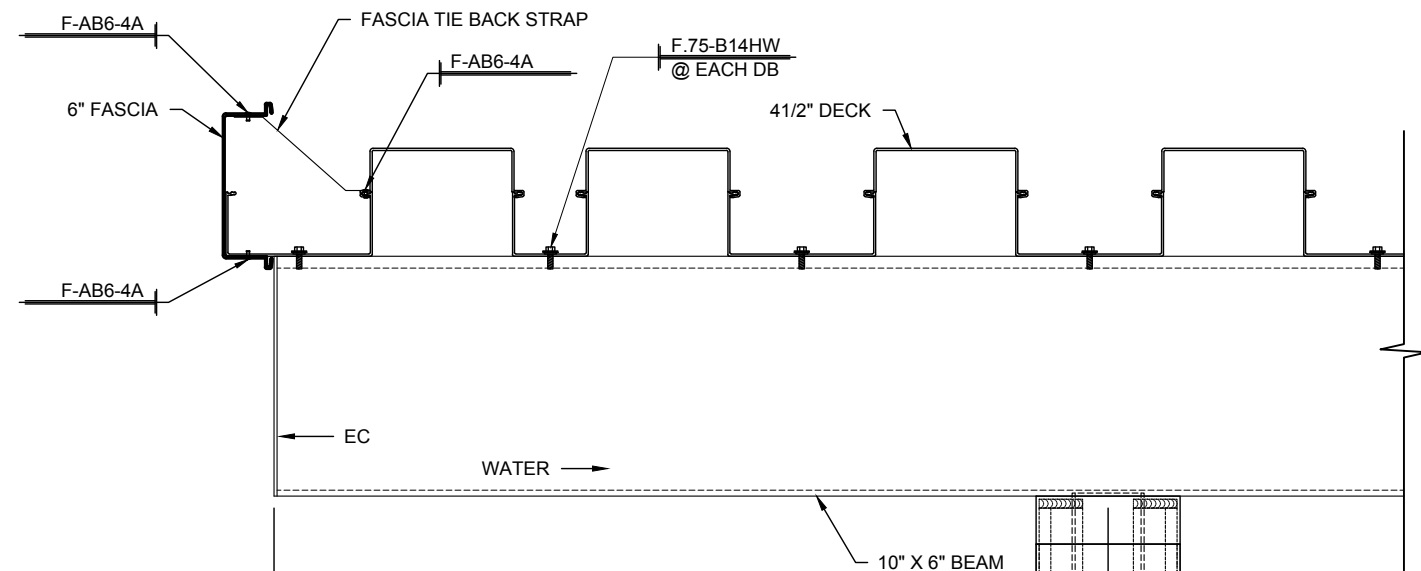
DWG. BY	JTD
SUBJECT	INITIAL FILE & FIELD
DATE	1/3/17
REV.	1
PROJECT	WAVERLY OFFICE BUILDING AND PARKING DECK
CUSTOMER	SHELCO, LLC
ARCHITECT	RULE JOY TRAMMEL RUBIO ARCHITECTURE
LOCATION	CHARLOTTE, NC
DATE	12/9/16
DWN. BY	JTD
CHKD. BY	RW
DRAWING NO.	4.00
PPC JOB NO.	6612

DWG. BY	JTD
REV.	1
DATE	1/3/17
SUBJECT	INITIAL FILE & FIELD

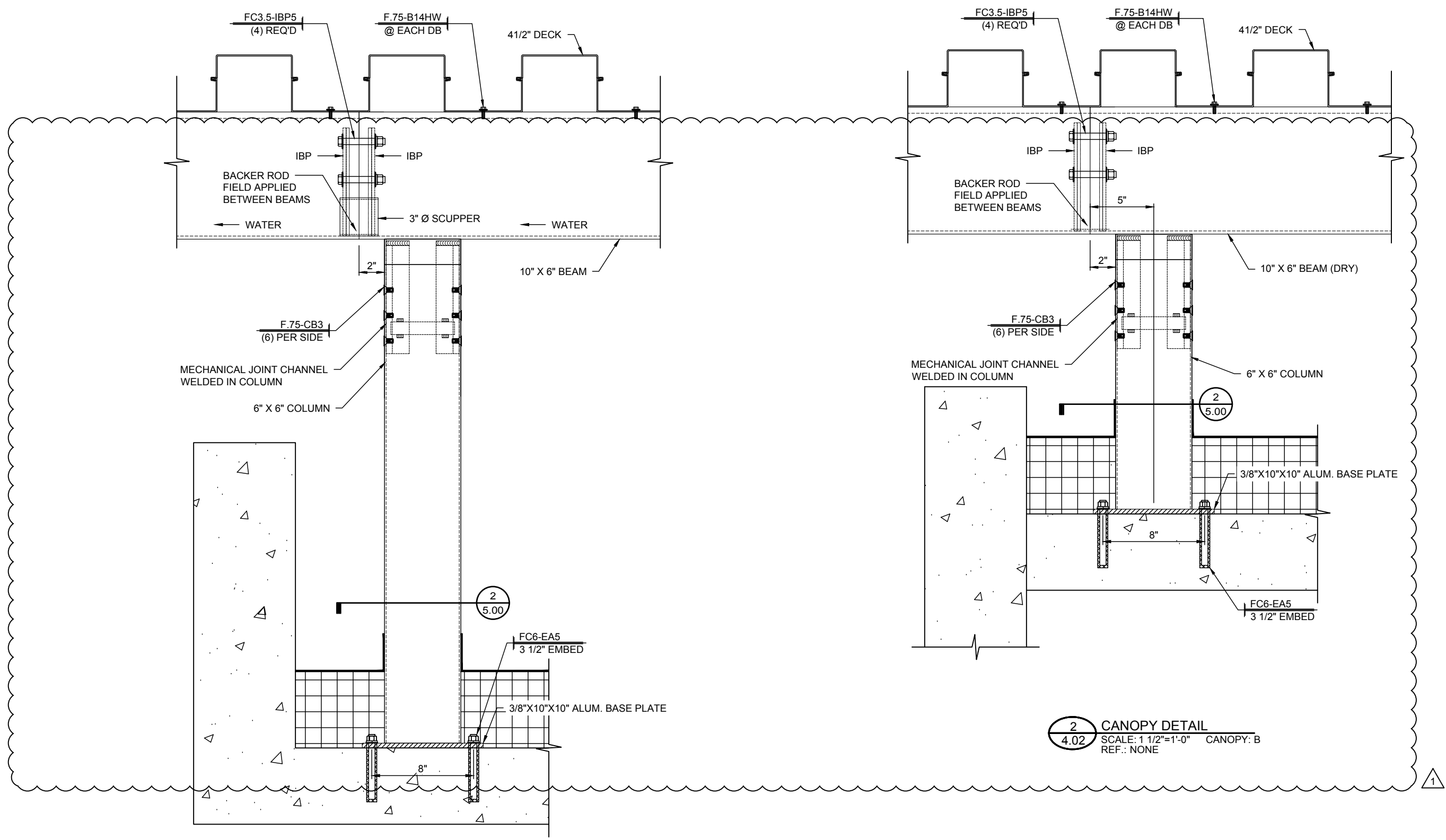
PROJECT:	WAVERLY OFFICE BUILDING AND PARKING DECK
CUSTOMER:	SHELCO, LLC
ARCHITECT:	RULE JOY TRAMMEL RUBIO ARCHITECTURE
LOCATION:	CHARLOTTE, NC
DATE:	12/9/16
DWN. BY:	JTD
CHKD. BY:	RW
DRAWING NO.:	4.01
PPC JOB NO.:	6612



1
4.01 CANOPY DETAIL
SCALE: 1 1/2"=1'-0" CANOPY: A
REF.: NONE



2
4.01 CANOPY DETAIL
SCALE: 1 1/2"=1'-0" CANOPY: B
REF.: NONE



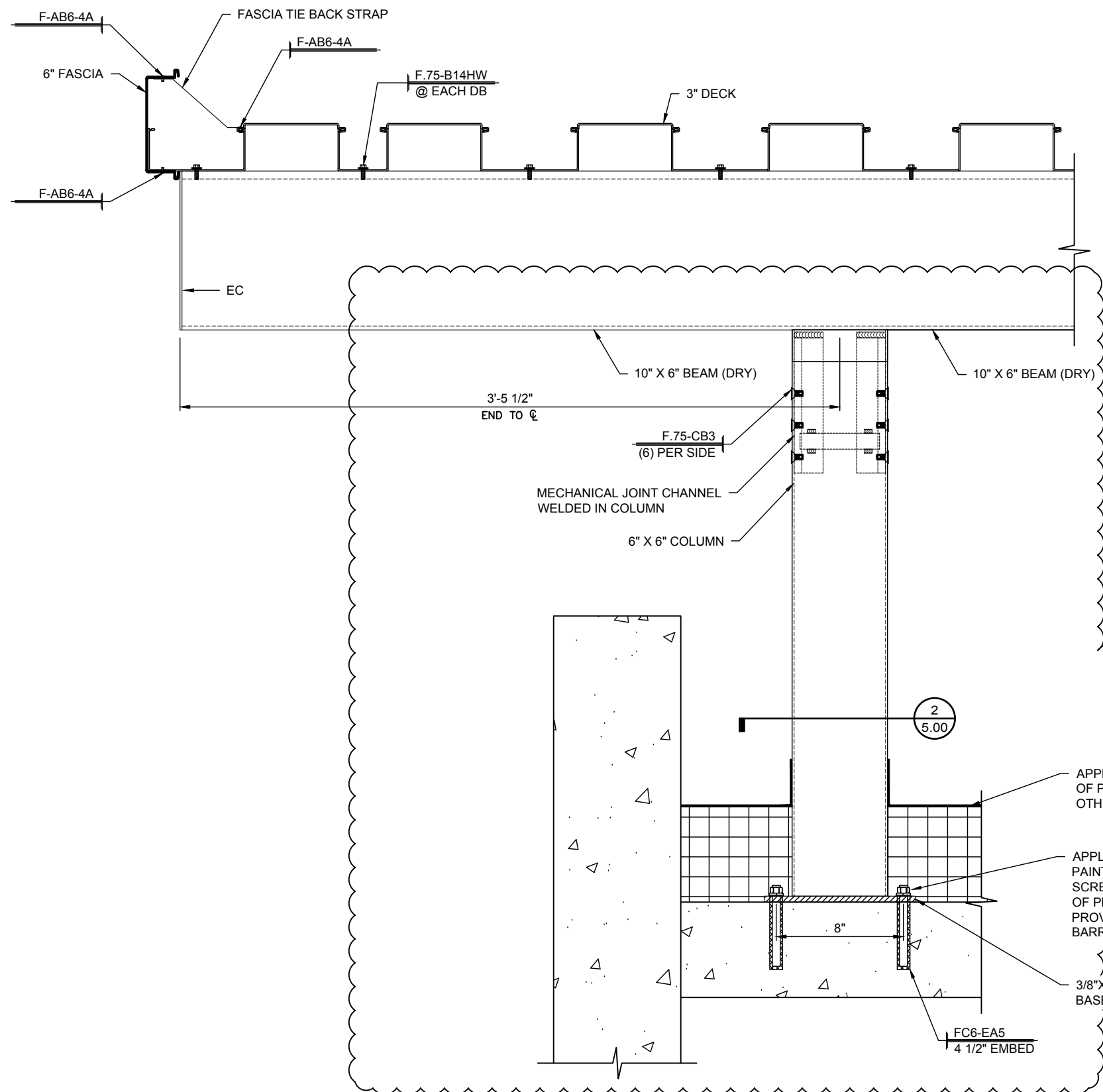
1 CANOPY DETAIL
4.02 SCALE: 1 1/2"=1'-0" CANOPY: B
REF.: NONE

2 CANOPY DETAIL
4.02 SCALE: 1 1/2"=1'-0" CANOPY: B
REF.: NONE

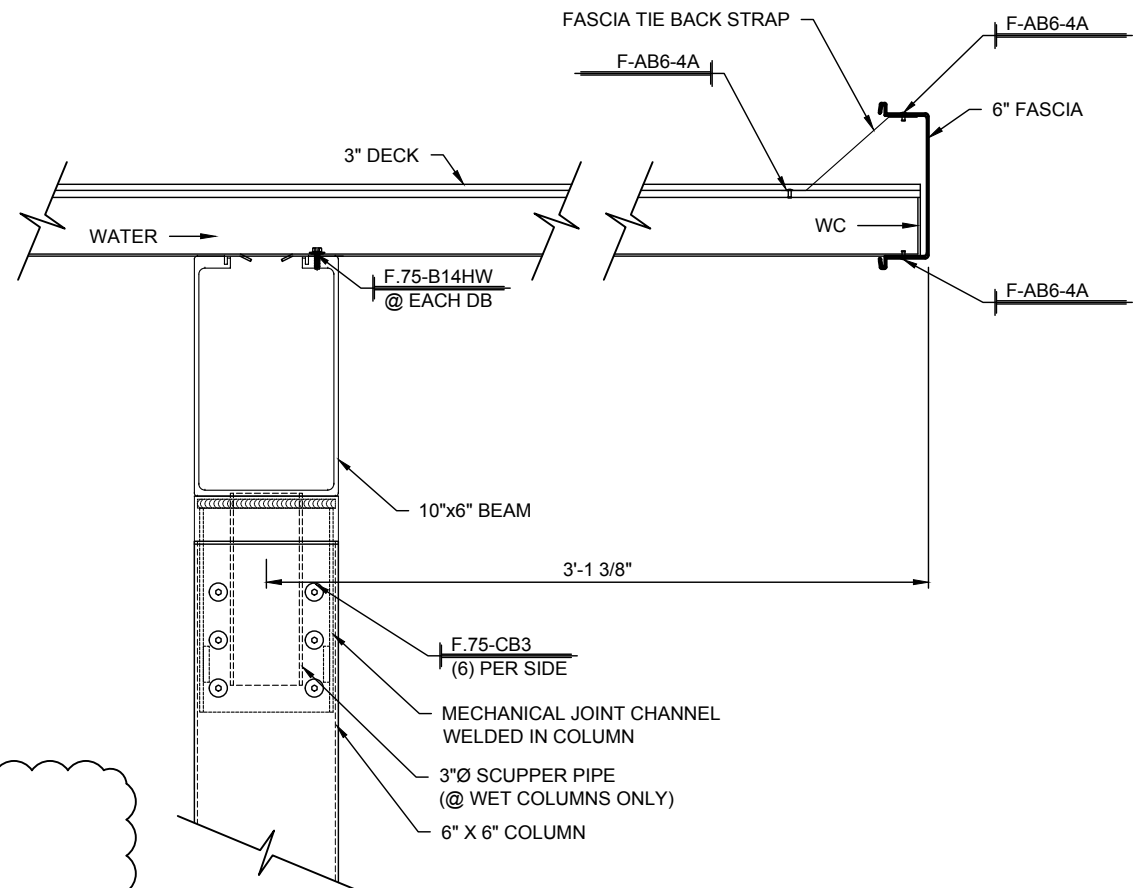
DWG. BY	JTD
SUBJECT	INITIAL FILE & FIELD
DATE	1/3/17
REV.	1

PROJECT: WAVERLY OFFICE BUILDING AND PARKING DECK
 CUSTOMER: SHELCO, LLC
 ARCHITECT: RULE JOY TRAMMEL RUBIO ARCHITECTURE
 LOCATION: CHARLOTTE, NC

DATE:	12/9/16
DWN. BY:	JTD
CHKD. BY:	RW
DRAWING NO.:	4.02
PPC JOB NO.:	6612



1 CANOPY DETAIL
 4.03 SCALE: 1 1/2"=1'-0" CANOPY: B
 REF.: NONE

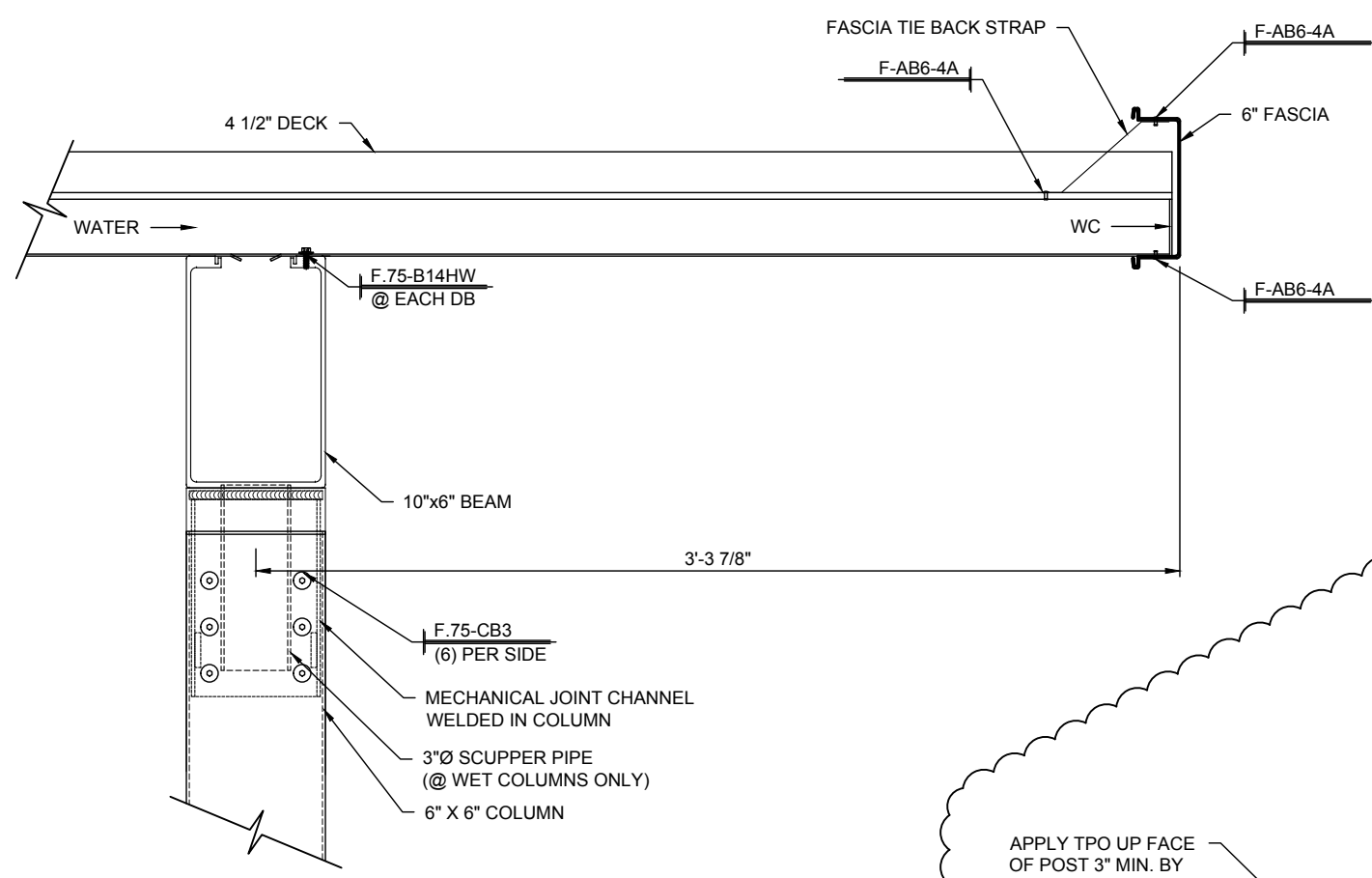


2 CANOPY SECTION
 4.03 SCALE: 1 1/2"=1'-0" CANOPY: A
 REF.: NONE

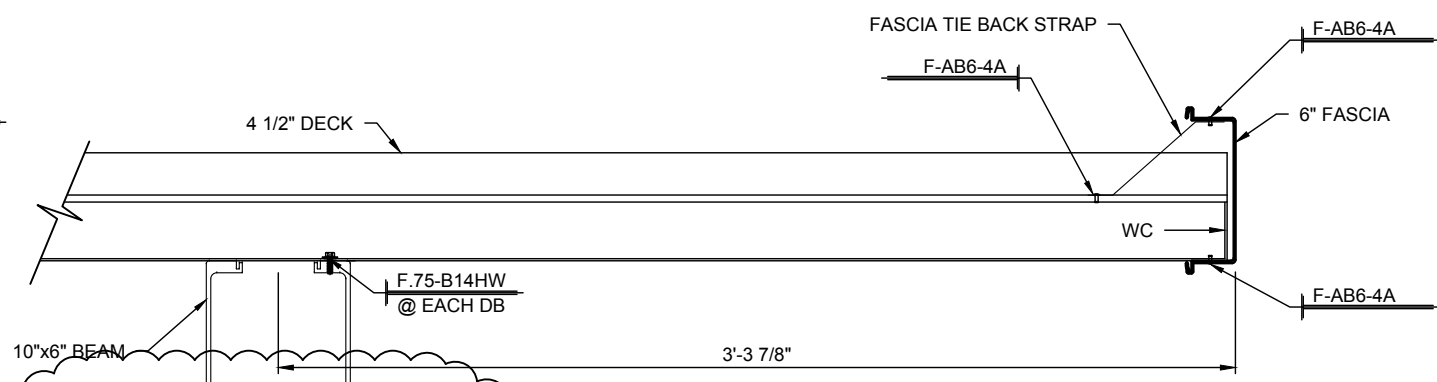
DWG. BY	JTD
SUBJECT	INITIAL FILE & FIELD
DATE	1/3/17
REV.	1

PROJECT:	WAVERLY OFFICE BUILDING AND PARKING DECK
CUSTOMER:	SHELCO, LLC
ARCHITECT:	RULE JOY TRAMMEL RUBIO ARCHITECTURE
LOCATION:	CHARLOTTE, NC

DATE:	12/9/16
DWN. BY:	JTD
CHKD. BY:	RW
DRAWING NO.:	4.03
PPC JOB NO.:	6612



1 CANOPY SECTION
4.04 SCALE: 1 1/2"=1'-0" CANOPY: B
REF.: NONE



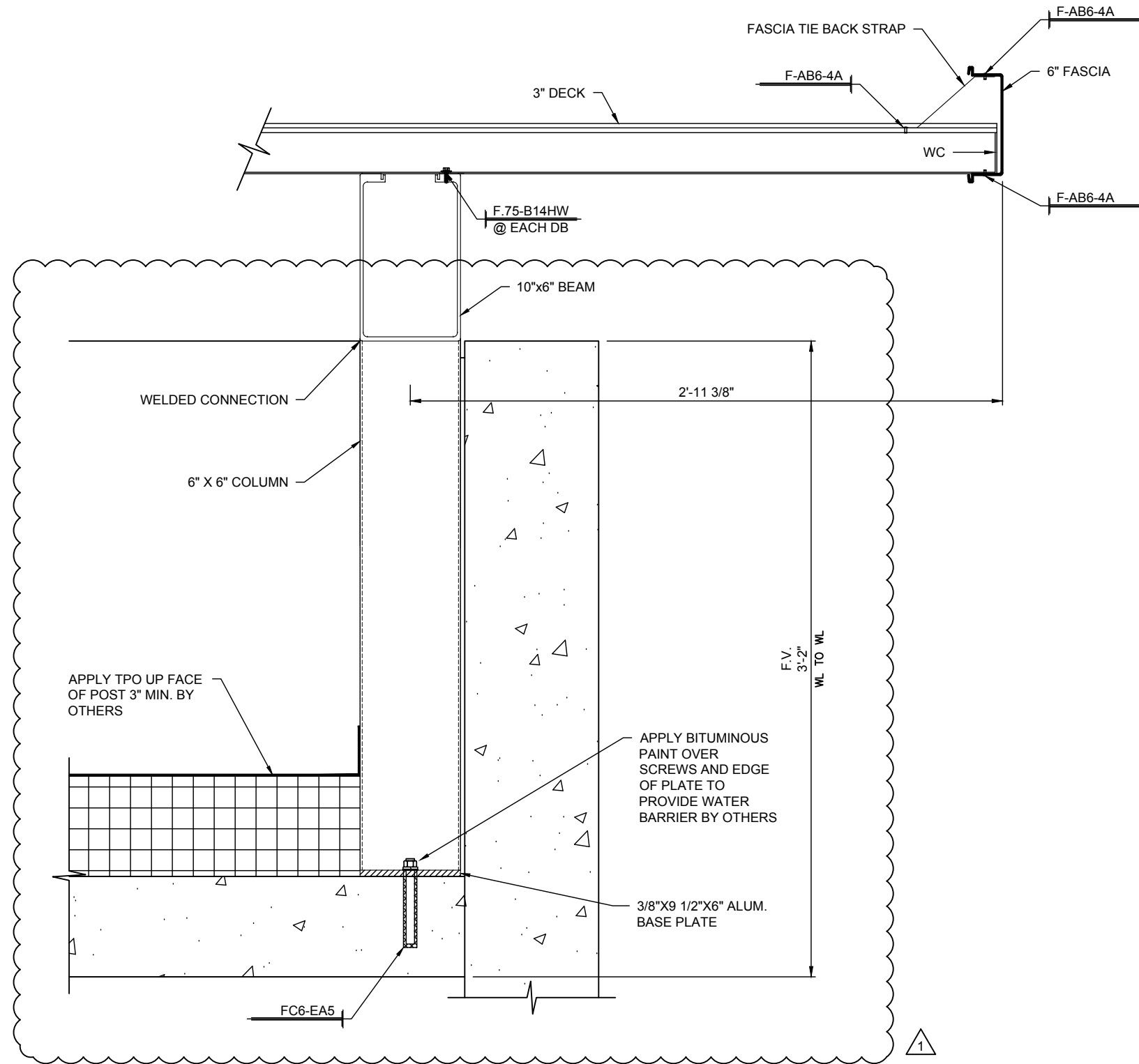
APPLY TPO UP FACE OF POST 3" MIN. BY OTHERS

2 CANOPY SECTION
4.04 SCALE: 1 1/2"=1'-0" CANOPY: B
REF.: NONE

DWG. BY	JTD
SUBJECT	INITIAL FILE & FIELD
DATE	1/3/17
REV.	1

PROJECT:	WAVERLY OFFICE BUILDING AND PARKING DECK
CUSTOMER:	SHELCO, LLC
ARCHITECT:	RULE JOY TRAMMEL RUBIO ARCHITECTURE
LOCATION:	CHARLOTTE, NC

DATE:	12/9/16
DWN. BY:	JTD
CHKD. BY:	RW
DRAWING NO.:	4.04
PPC JOB NO.:	6612

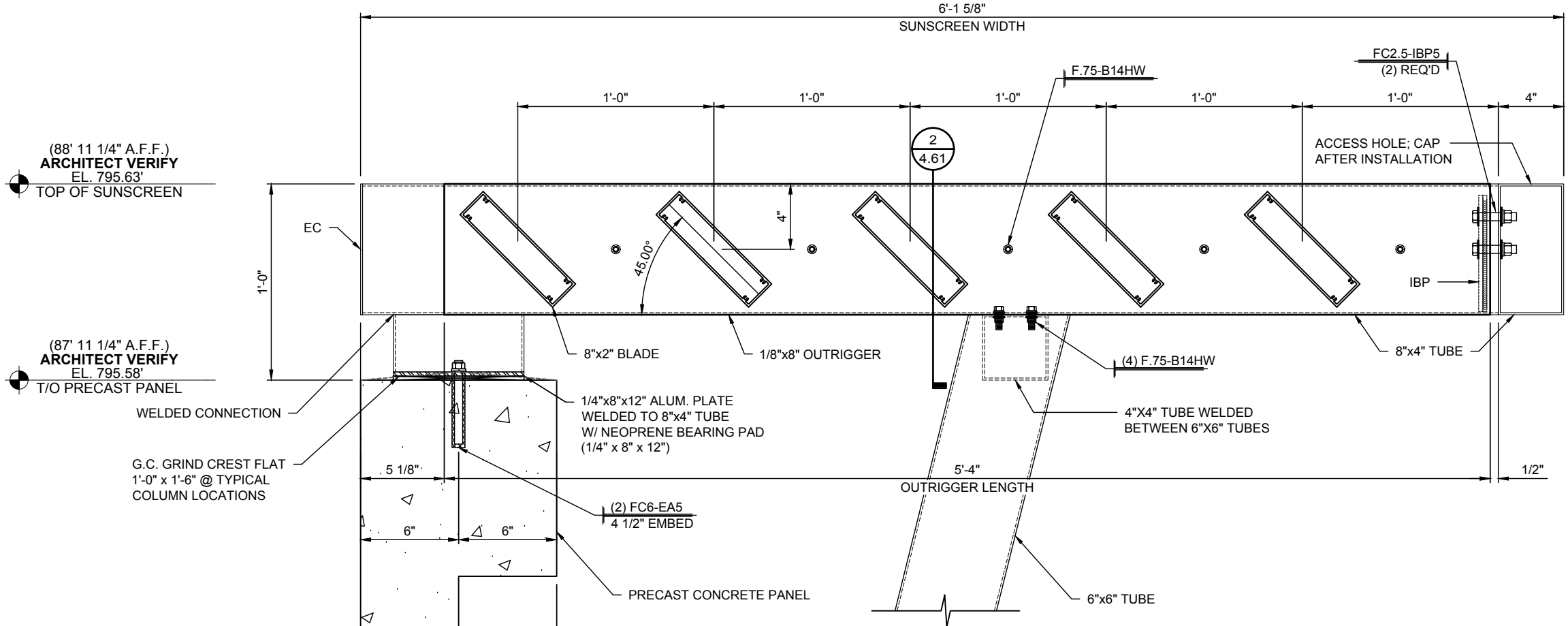


1
4.05 CANOPY SECTION
SCALE: 1 1/2"=1'-0" CANOPY: A
REF.: NONE

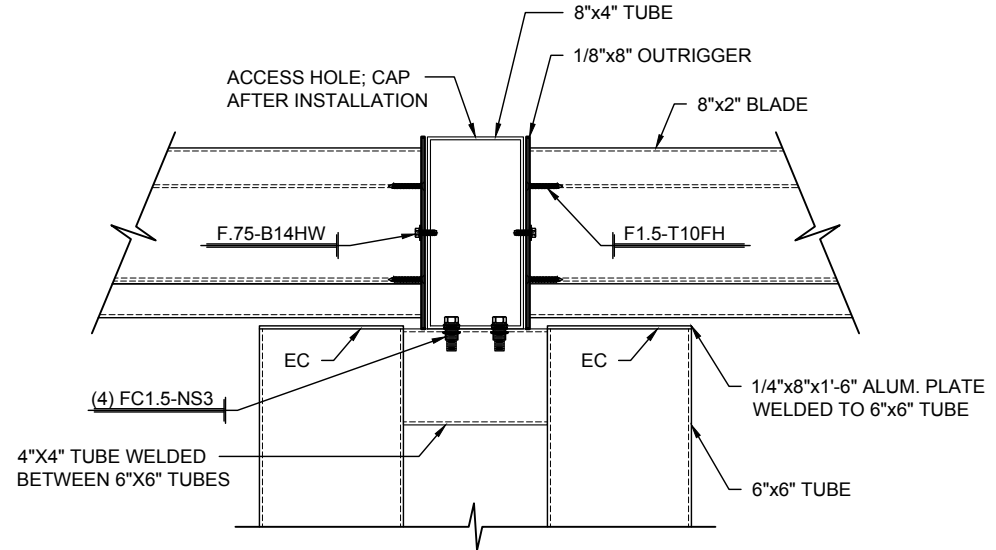
DWG. BY	JTD
DATE	1/3/17
REV.	1
SUBJECT	INITIAL FILE & FIELD

PROJECT:	WAVERLY OFFICE BUILDING AND PARKING DECK
CUSTOMER:	SHELCO, LLC
ARCHITECT:	RULE JOY TRAMMEL RUBIO ARCHITECTURE
LOCATION:	CHARLOTTE, NC

DATE:	12/9/16
DWN. BY:	JTD
CHKD. BY:	RW
DRAWING NO.:	4.05
PPC JOB NO.:	6612



1 SUNSCREEN DETAIL
4.61 SCALE: 1 1/2"=1'-0" SUNSCREEN: A REF.: 2/A7-11

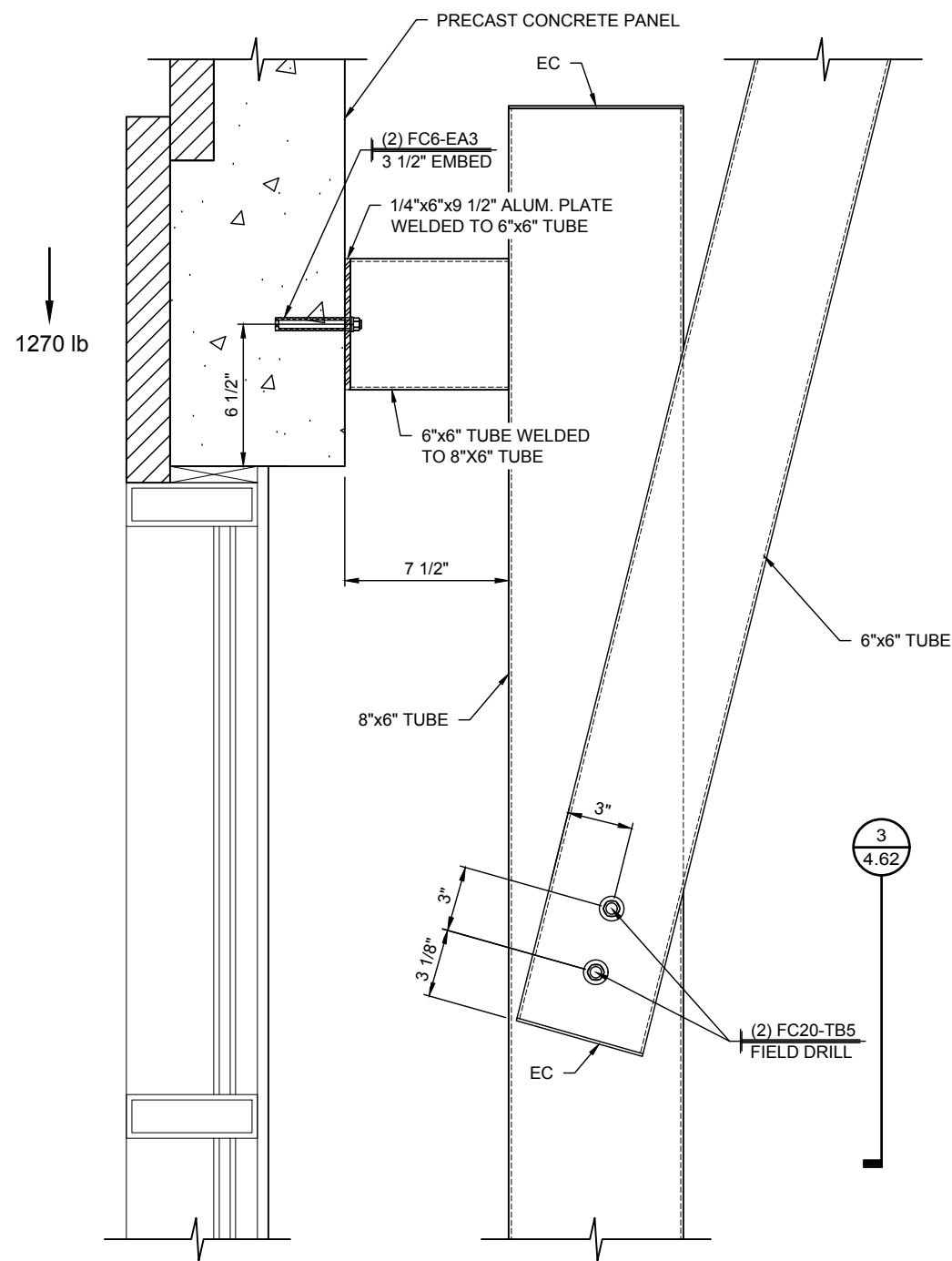


2 SUNSCREEN SECTION
4.61 SCALE: 1 1/2"=1'-0" SUNSCREEN: A REF.: NONE

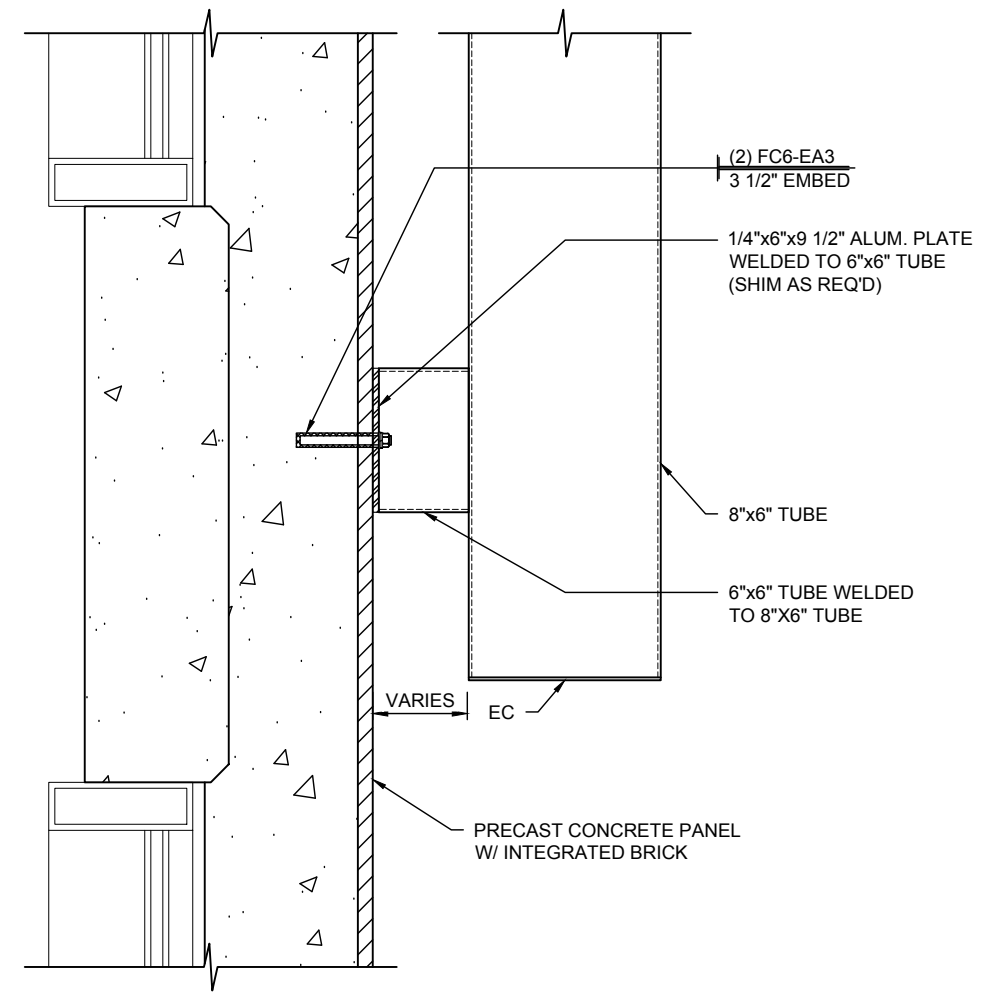
DWG. BY	SUBJECT
REV.	DATE

PROJECT: WAVERLY OFFICE BUILDING AND PARKING DECK
 CUSTOMER: SHELCO, LLC
 ARCHITECT: RULE JOY TRAMMEL RUBIO ARCHITECTURE
 LOCATION: CHARLOTTE, NC

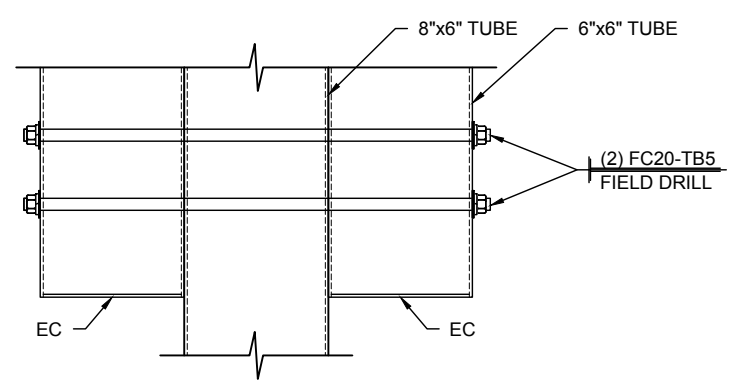
DATE:	12/9/16
DWN. BY:	JTD
CHKD. BY:	RW
DRAWING NO.:	4.61
PPC JOB NO.:	6612




1
4.62 **SUNSCREEN DETAIL**
SCALE: 1 1/2"=1'-0" SUNSCREEN: A
REF.: 2/A7-11



2
4.62 **SUNSCREEN DETAIL**
SCALE: 1 1/2"=1'-0" SUNSCREEN: A
REF.: 1/A6-03



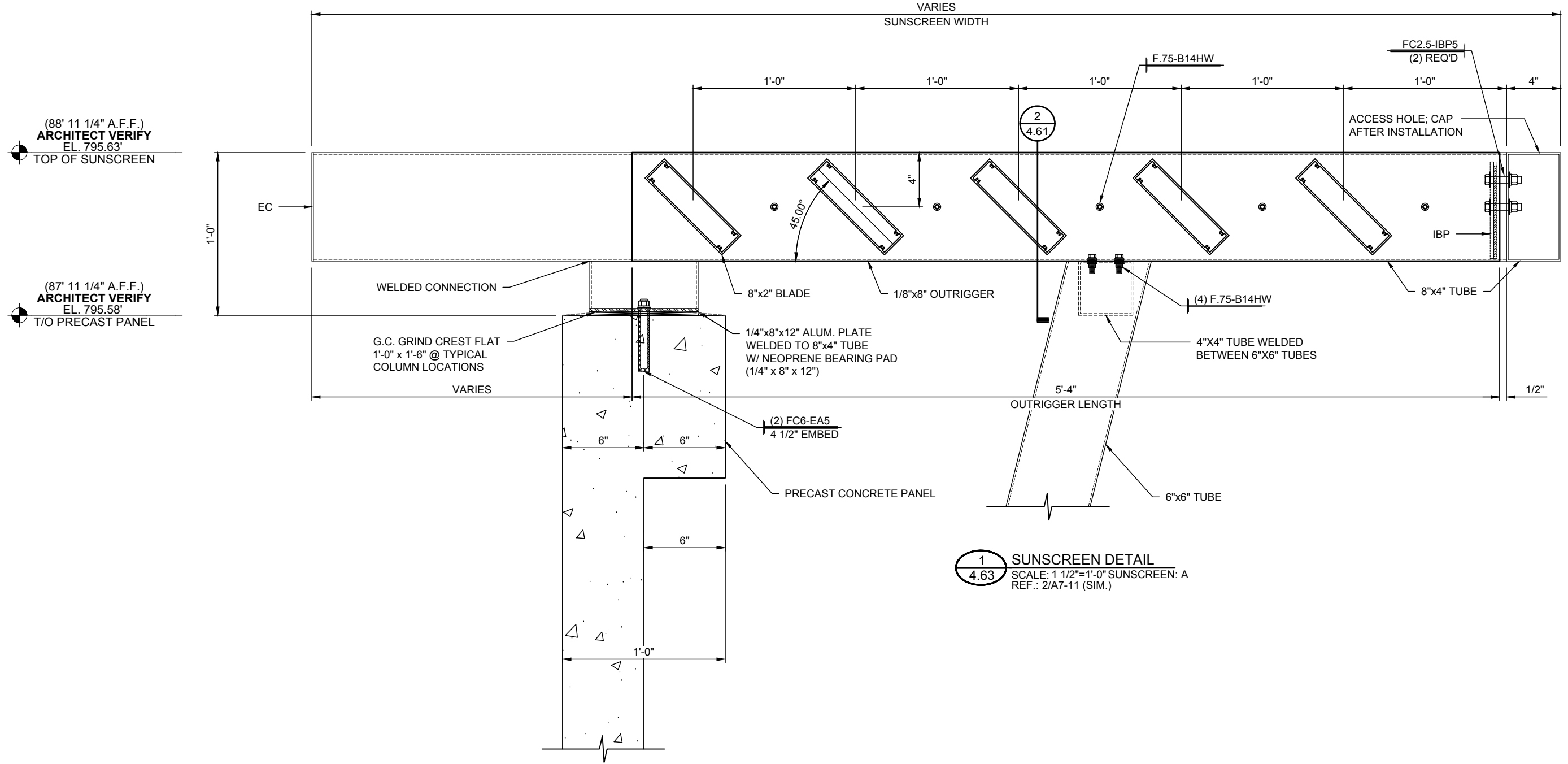
3
4.62 **SUNSCREEN SECTION**
SCALE: 1 1/2"=1'-0" SUNSCREEN: A
REF.: NONE



DWG. BY	
SUBJECT	
DATE	
REV.	

PROJECT: WAVERLY OFFICE BUILDING AND PARKING DECK
 CUSTOMER: SHELCO, LLC
 ARCHITECT: RULE JOY TRAMMEL RUBIO ARCHITECTURE
 LOCATION: CHARLOTTE, NC

DATE:	12/9/16
DWN. BY:	JTD
CHKD. BY:	RW
DRAWING NO.:	4.62
PPC JOB NO.:	6612



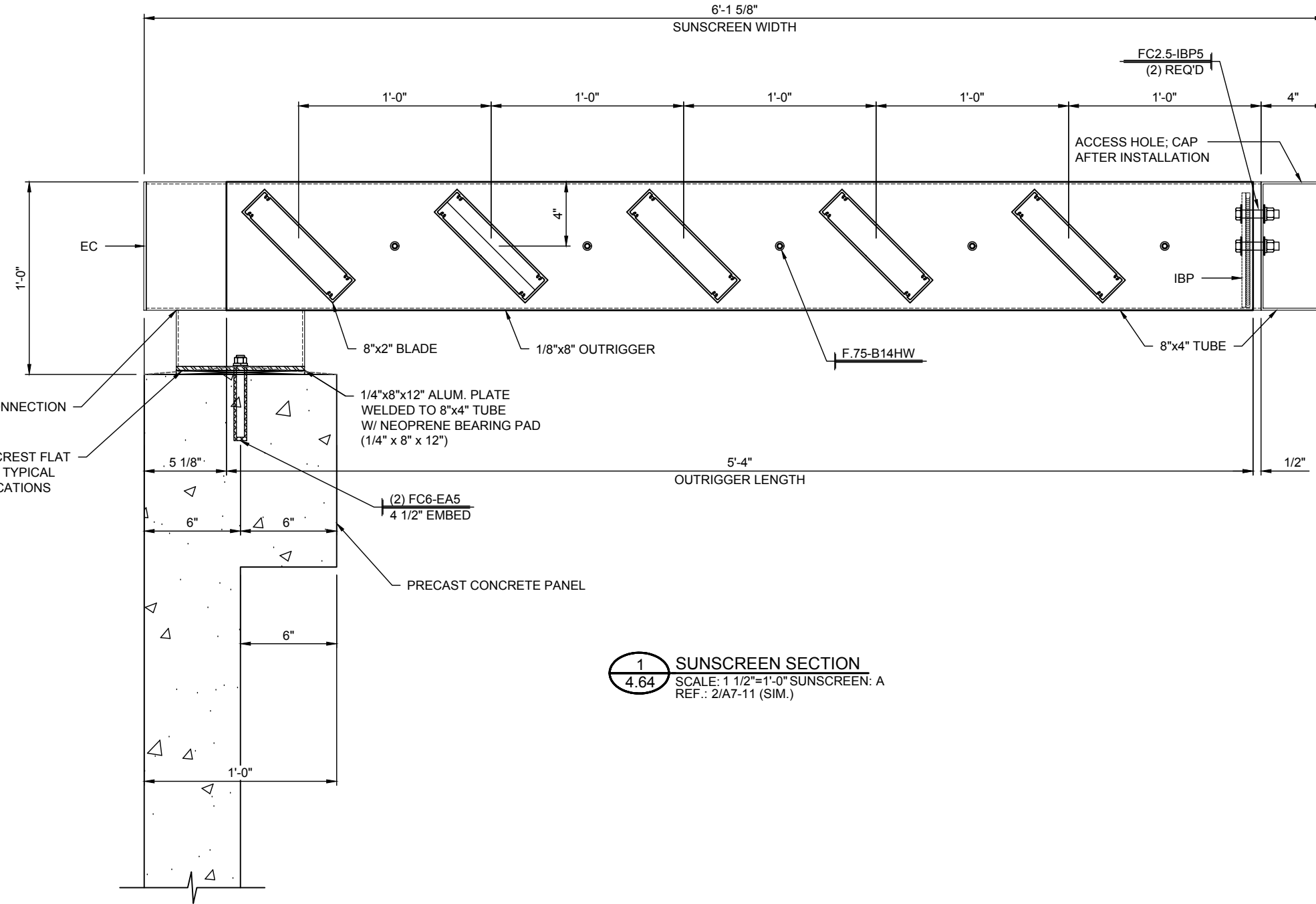
1
4.63
SUNSCREEN DETAIL
SCALE: 1 1/2"=1'-0" SUNSCREEN: A
REF.: 2/A7-11 (SIM.)

DWG. BY	
SUBJECT	
DATE	
REV.	

PROJECT:	WAVERLY OFFICE BUILDING AND PARKING DECK
CUSTOMER:	SHELCO, LLC
ARCHITECT:	RULE JOY TRAMMEL RUBIO ARCHITECTURE
LOCATION:	CHARLOTTE, NC
DATE:	12/9/16
DWN. BY:	JTD
CHKD. BY:	RW
DRAWING NO.:	4.63
PPC JOB NO.:	6612

(88' 11 1/4" A.F.F.)
ARCHITECT VERIFY
 EL. 795.63'
 TOP OF SUNSCREEN

(87' 11 1/4" A.F.F.)
ARCHITECT VERIFY
 EL. 795.58'
 T/O PRECAST PANEL



1
4.64 **SUNSCREEN SECTION**
 SCALE: 1 1/2"=1'-0" SUNSCREEN: A
 REF.: 2/A7-11 (SIM.)

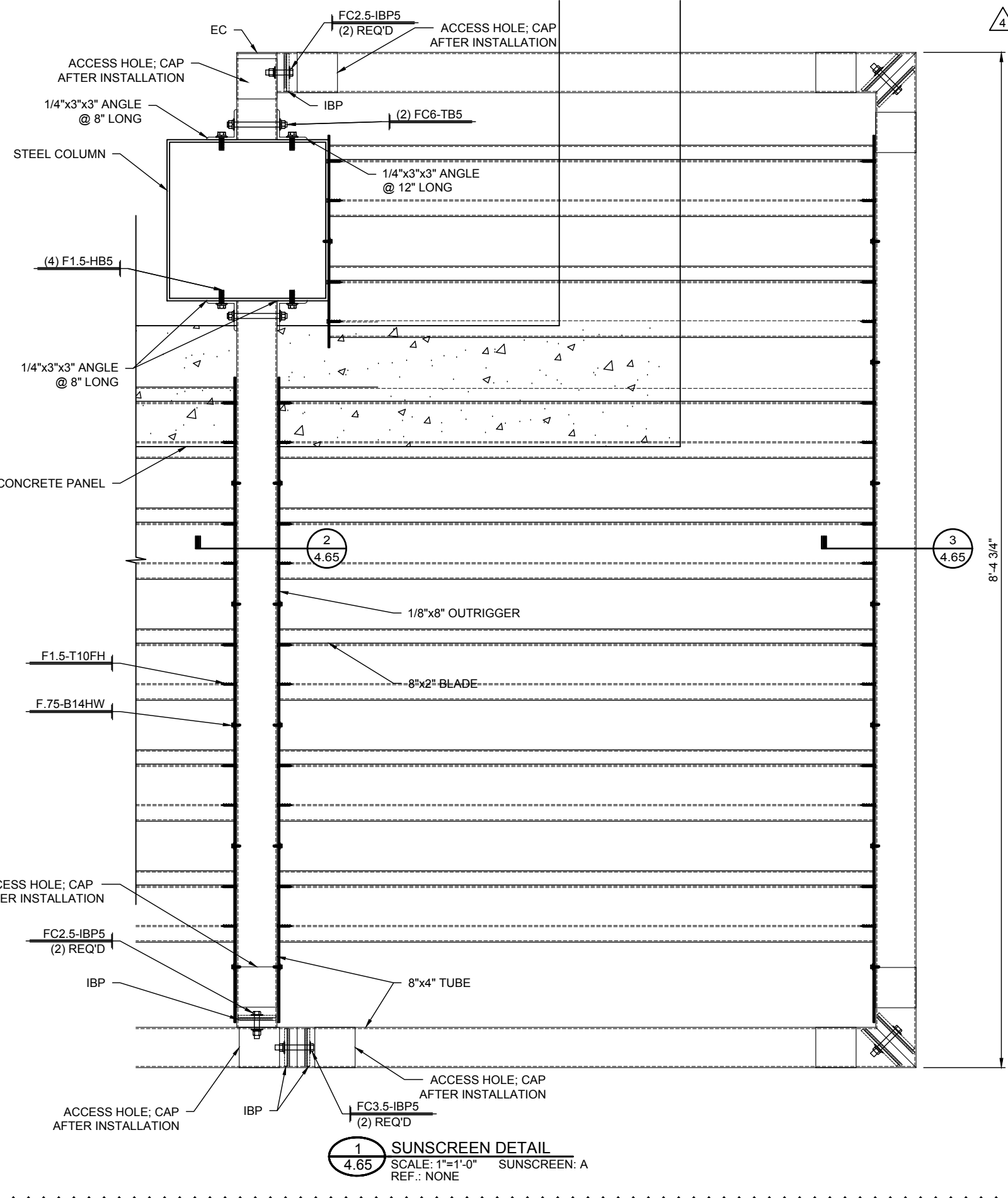


DWG. BY	
SUBJECT	
DATE	
REV.	

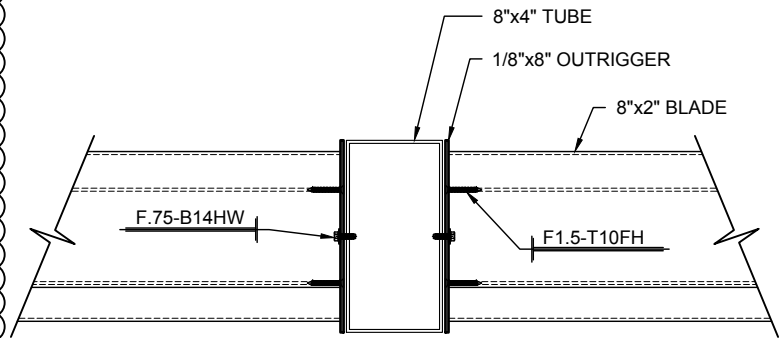
PROJECT:	WAVERLY OFFICE BUILDING AND PARKING DECK
CUSTOMER:	SHELCO, LLC
ARCHITECT:	RULE JOY TRAMMEL RUBIO ARCHITECTURE
LOCATION:	CHARLOTTE, NC
DATE:	12/9/16
DWN. BY:	JTD
CHKD. BY:	RW
DRAWING NO.:	4.64
PPC JOB NO.:	6612

DWG. BY	JTD
DATE	1/3/17
REV.	1
REV.	4
SUBJECT	INITIAL FILE & FIELD
SUBJECT	REVISED CONNECTION

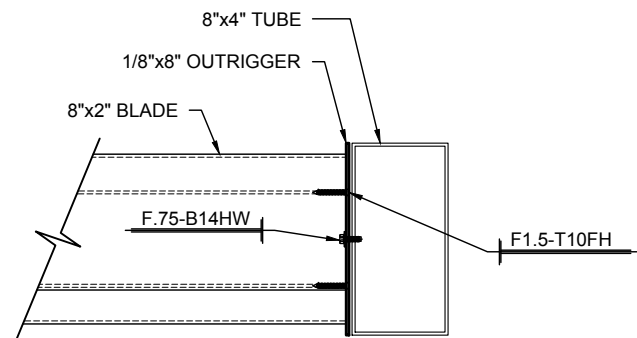
PROJECT:	WAVELY OFFICE BUILDING AND PARKING DECK
CUSTOMER:	SHELCO, LLC
ARCHITECT:	RULE JOY TRAMMEL RUBIO ARCHITECTURE
LOCATION:	CHARLOTTE, NC
DATE:	12/9/16
DWN. BY:	JTD
CHKD. BY:	RW
DRAWING NO.:	4.65
PPC JOB NO.:	6612



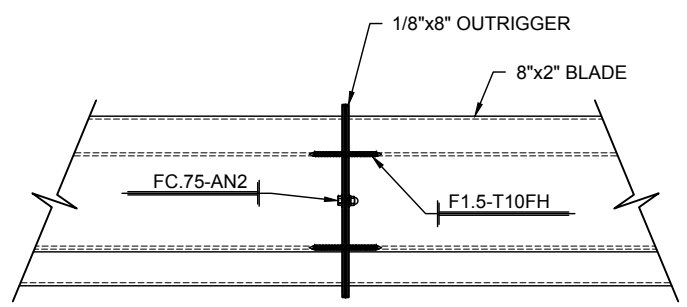
1 SUNSCREEN DETAIL
4.65 SCALE: 1"=1'-0" SUNSCREEN: A
REF.: NONE



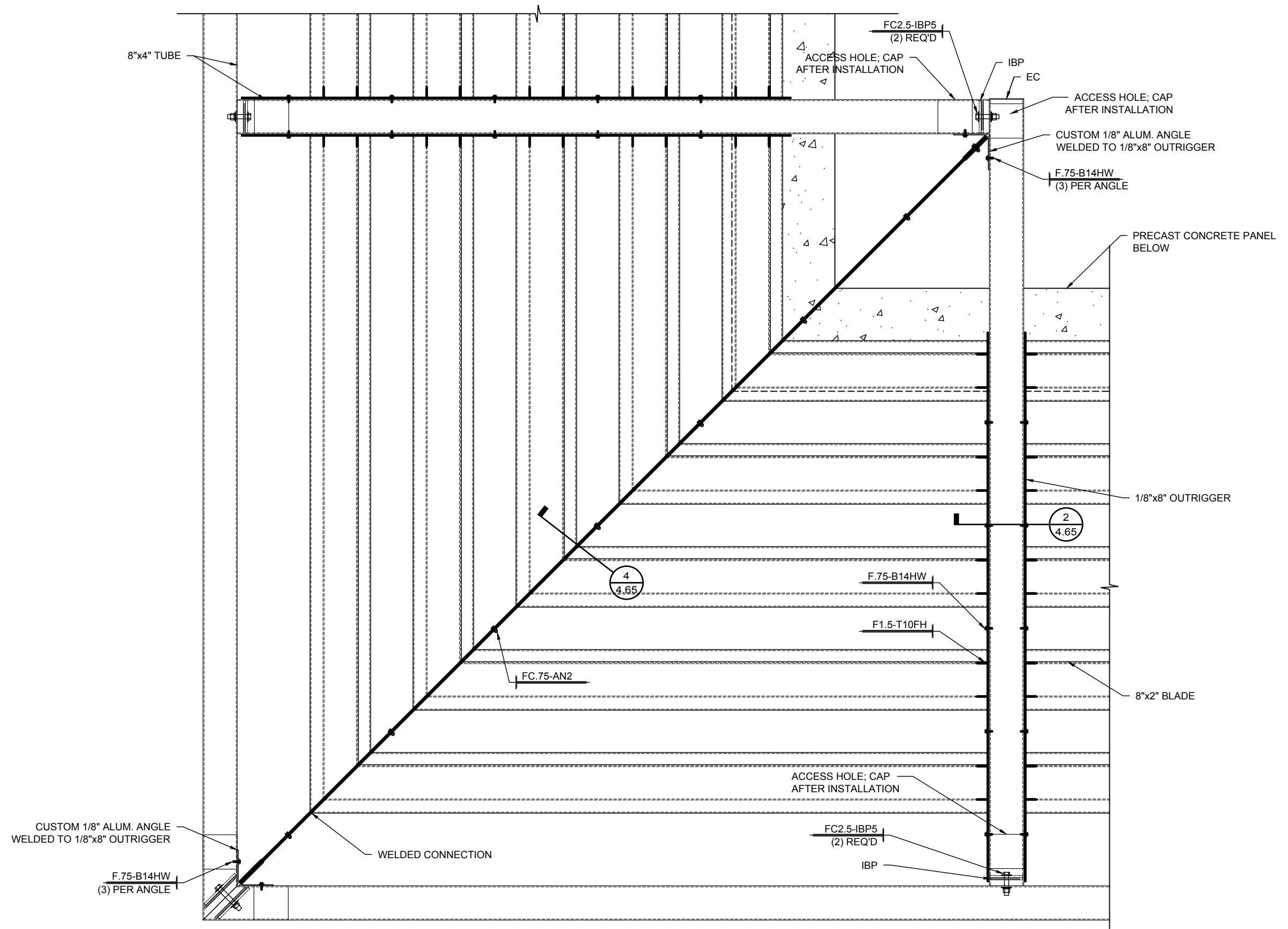
2 SUNSCREEN SECTION
4.65 SCALE: 1 1/2"=1'-0" SUNSCREEN: A
REF.: NONE



3 SUNSCREEN SECTION
4.65 SCALE: 1 1/2"=1'-0" SUNSCREEN: A
REF.: NONE



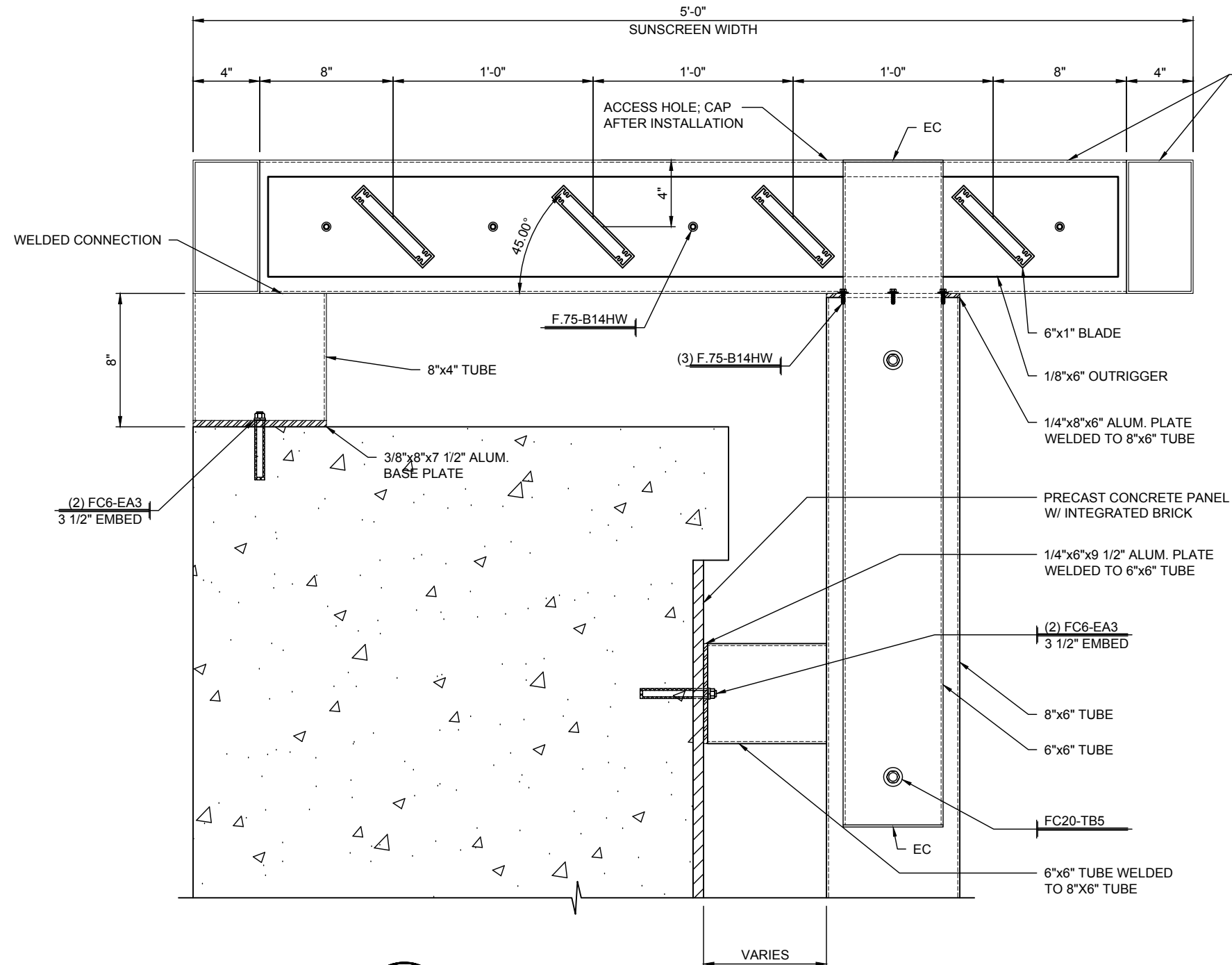
4 SUNSCREEN SECTION
4.65 SCALE: 1 1/2"=1'-0" SUNSCREEN: A
REF.: NONE



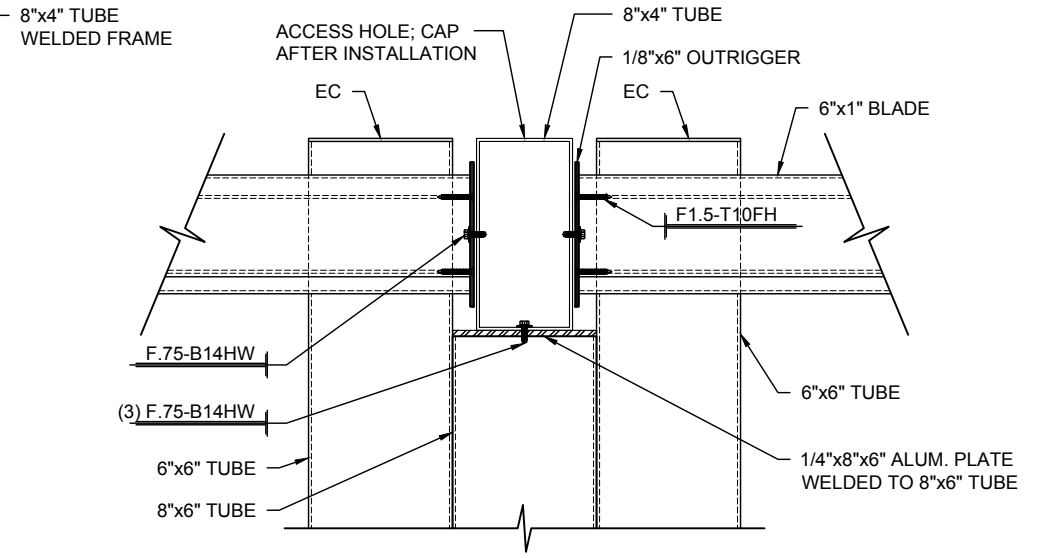
1
4.66 **SUNSCREEN DETAIL**
SCALE: 1"=1'-0" SUNSCREEN: A
REF.: NONE

REV.	DATE	SUBJECT

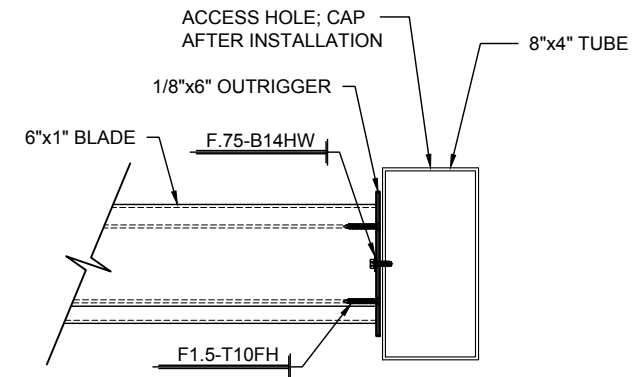
PROJECT:	WAVERLY OFFICE BUILDING AND PARKING DECK
CUSTOMER:	SHELCO, LLC
ARCHITECT:	RULE JOY TRAMMEL RUBIO ARCHITECTURE
LOCATION:	CHARLOTTE, NC
DATE:	12/9/16
DWN. BY:	JTD
CHKD. BY:	RW
DRAWING NO.:	4.66
PPC JOB NO.:	6612



1 SUNSCREEN DETAIL
4.67 SCALE: 1 1/2"=1'-0" SUNSCREEN: B
REF.: 2/A7-15



2 SUNSCREEN SECTION
4.67 SCALE: 1 1/2"=1'-0" SUNSCREEN: B
REF.: NONE

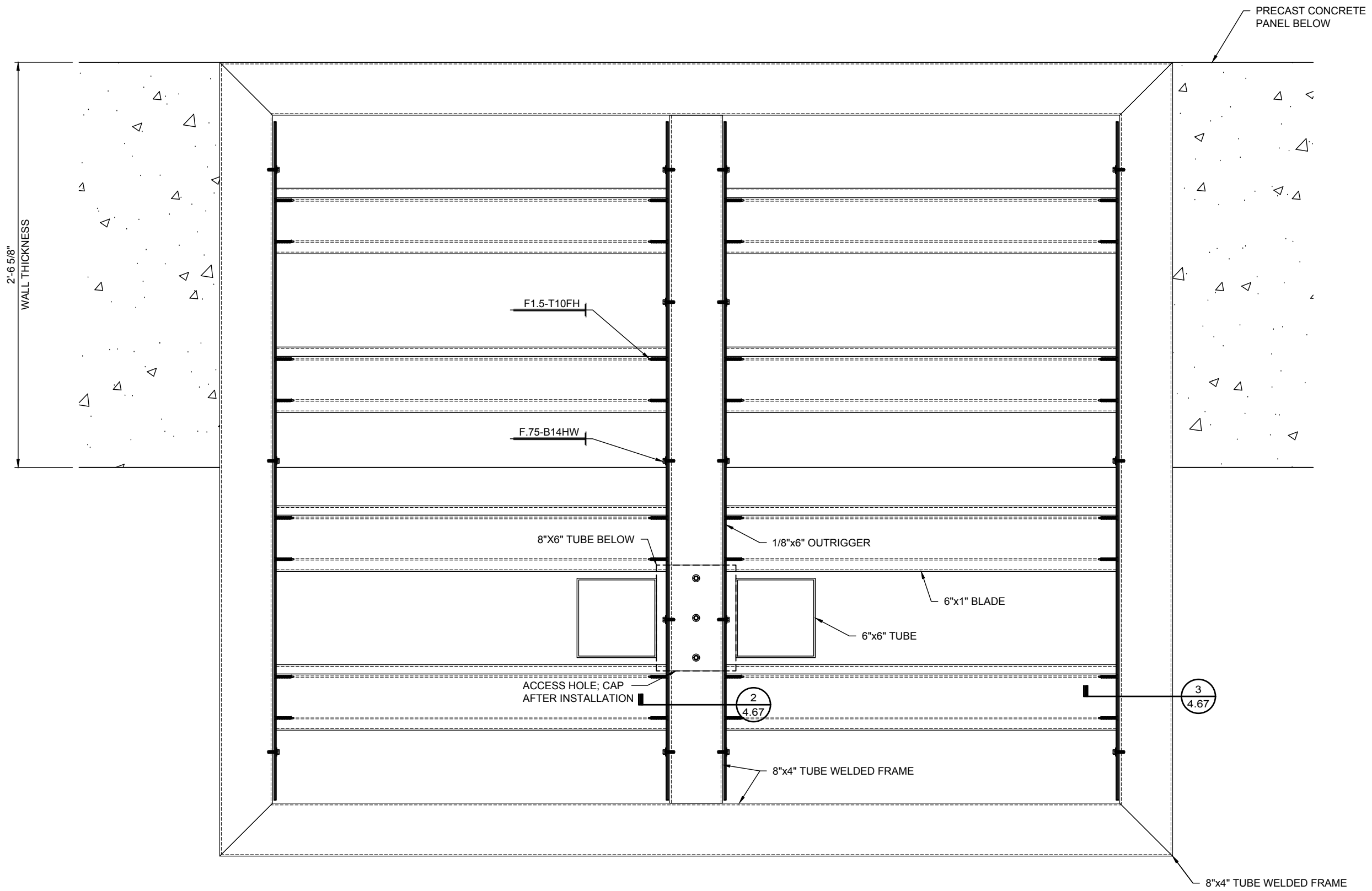


3 SUNSCREEN SECTION
4.67 SCALE: 1 1/2"=1'-0" SUNSCREEN: B
REF.: NONE

DWG. BY	JTD
SUBJECT	INITIAL FILE & FIELD
DATE	1/3/17
REV.	1

PROJECT:	WAVERLY OFFICE BUILDING AND PARKING DECK
CUSTOMER:	SHELCO, LLC
ARCHITECT:	RULE JOY TRAMMEL RUBIO ARCHITECTURE
LOCATION:	CHARLOTTE, NC

DATE:	12/9/16
DWN. BY:	JTD
CHKD. BY:	RW
DRAWING NO.:	4.67
PPC JOB NO.:	6612



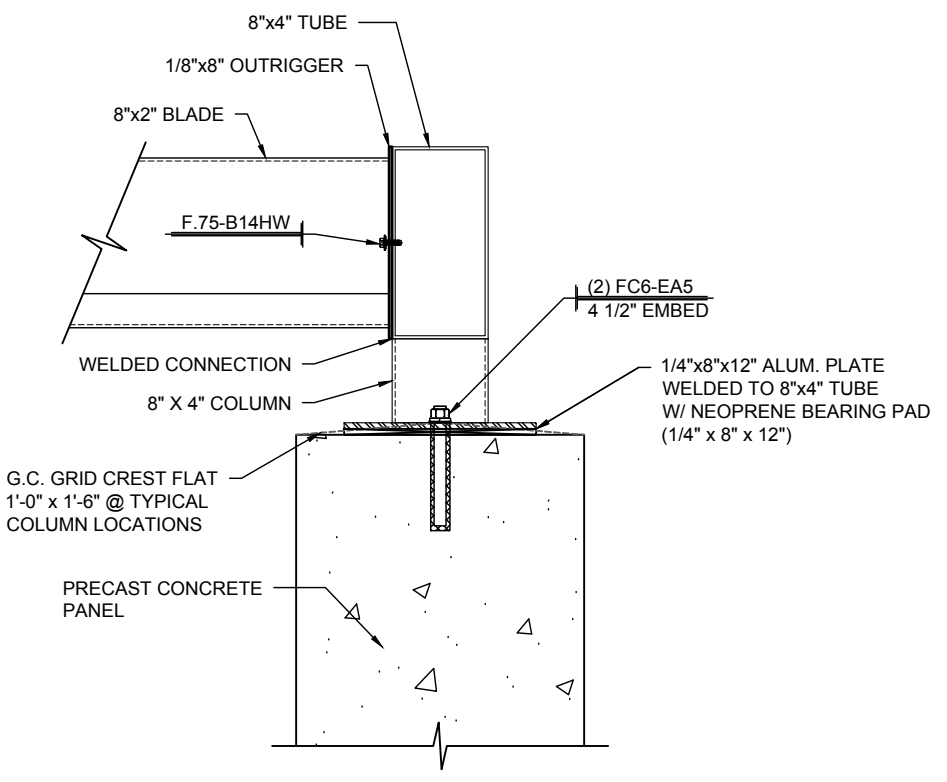
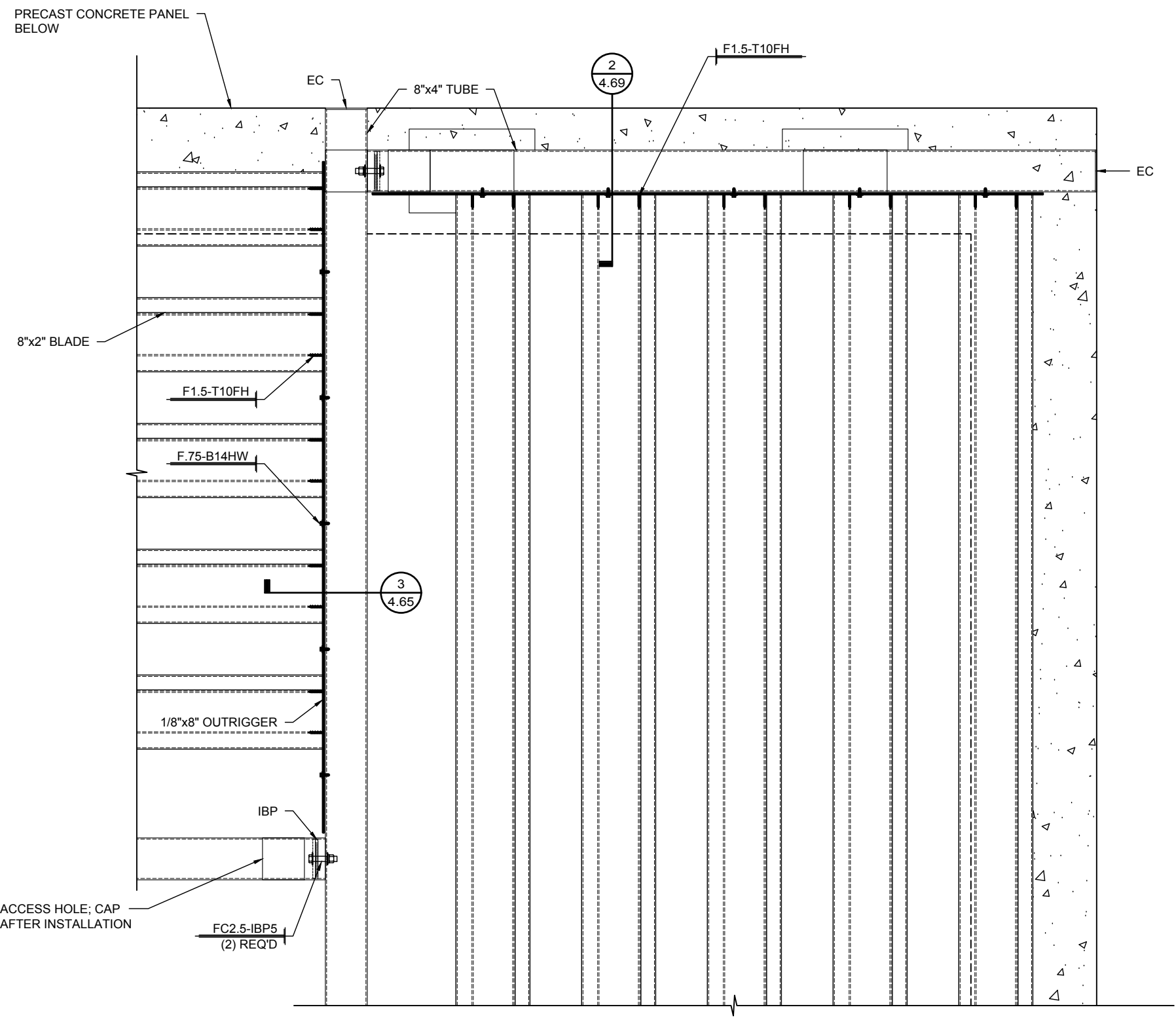
1 **SUNSCREEN DETAIL**
4.68 SCALE: 1 1/2"=1'-0" SUNSCREEN: B
 REF.: 1/A7-15



DWG. BY	
SUBJECT	
DATE	
REV.	

PROJECT:	WAVERLY OFFICE BUILDING AND PARKING DECK
CUSTOMER:	SHELCO, LLC
ARCHITECT:	RULE JOY TRAMMEL RUBIO ARCHITECTURE
LOCATION:	CHARLOTTE, NC

DATE:	12/9/16
DWN. BY:	JTD
CHKD. BY:	RW
DRAWING NO.:	4.68
PPC JOB NO.:	6612



2
4.69 **SUNSCREEN SECTION**
SCALE: 1 1/2"=1'-0" SUNSCREEN: A
REF.: NONE

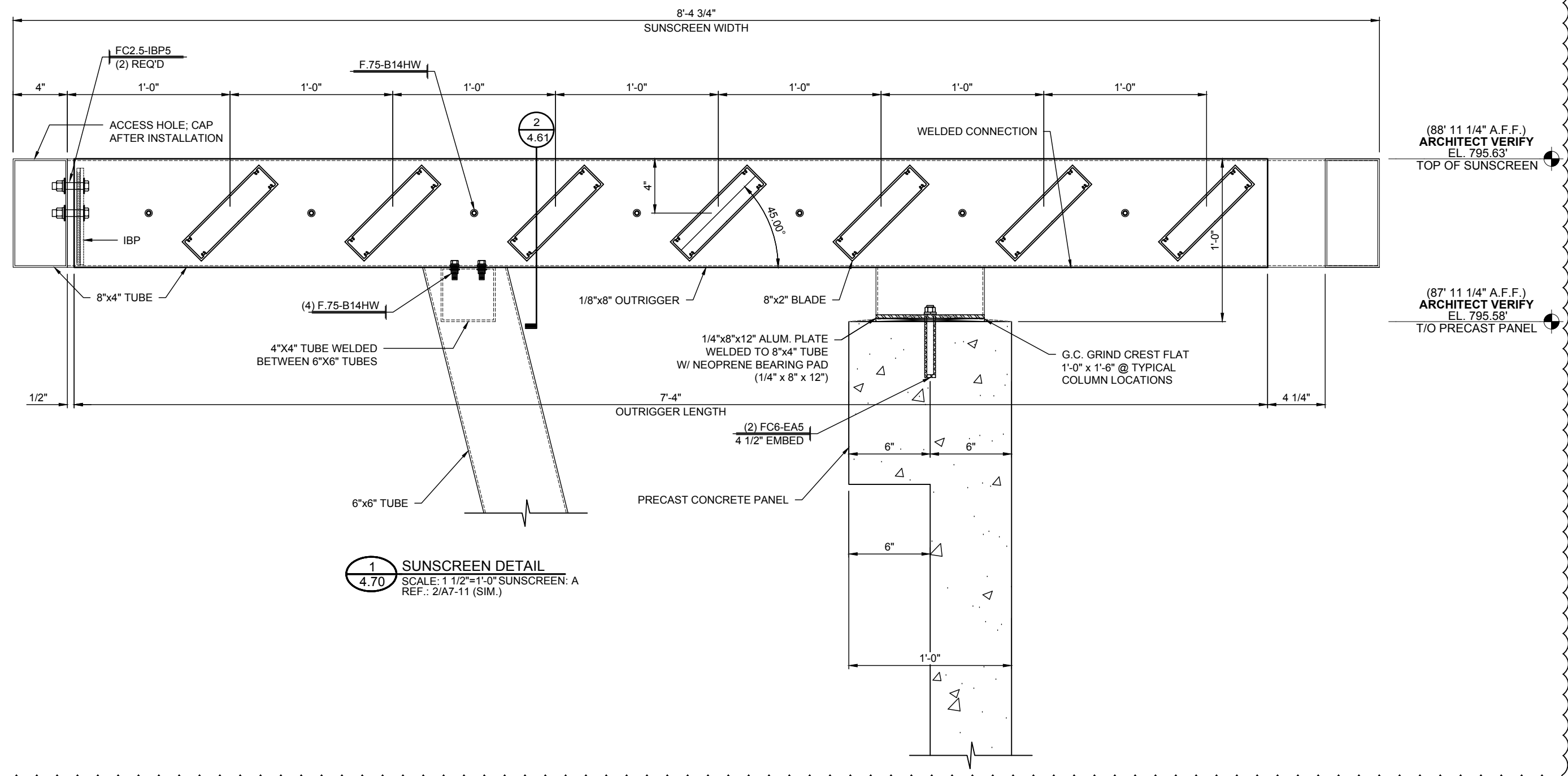
1
4.69 **SUNSCREEN DETAIL**
SCALE: 1"=1'-0" SUNSCREEN: A
REF.: NONE

REV.	DATE	SUBJECT

PROJECT:	WAVELY OFFICE BUILDING AND PARKING DECK
CUSTOMER:	SHELCO, LLC
ARCHITECT:	RULE JOY TRAMMEL RUBIO ARCHITECTURE
LOCATION:	CHARLOTTE, NC

DATE:	12/9/16
DWN. BY:	JTD
CHKD. BY:	RW
DRAWING NO.:	4.69
PPC JOB NO.:	6612

1

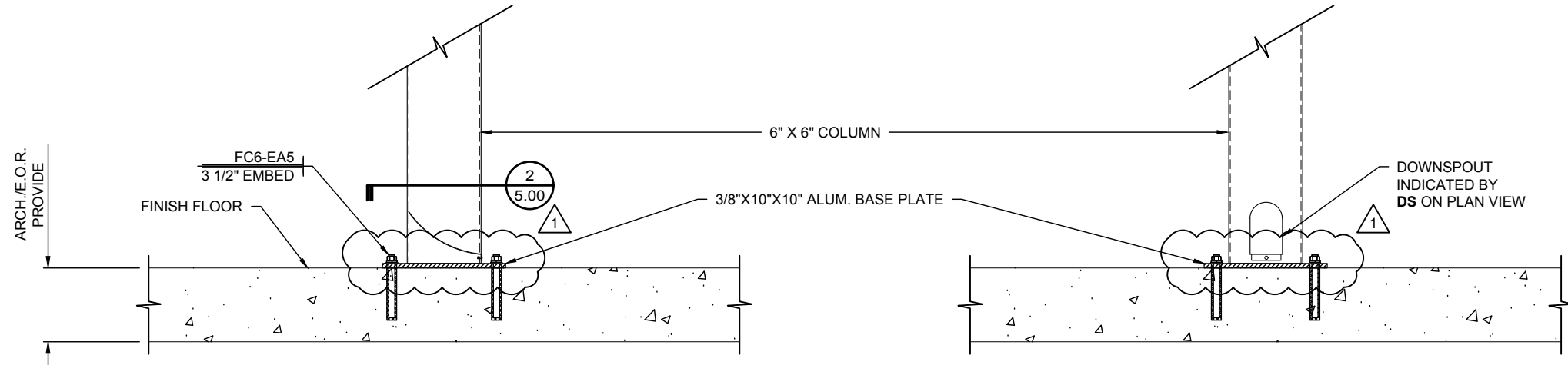


1 SUNSCREEN DETAIL
4.70
SCALE: 1 1/2"=1'-0" SUNSCREEN: A
REF.: 2/A7-11 (SIM.)



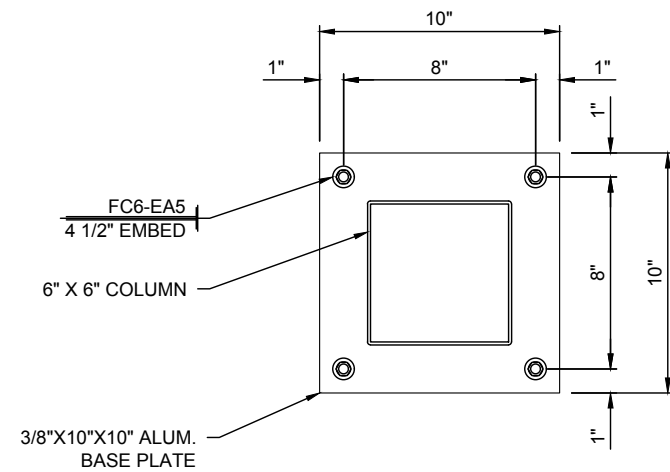
DWG. BY	JTD
SUBJECT	INITIAL FILE & FIELD
DATE	1/3/17
REV.	1

PROJECT:	WAVERLY OFFICE BUILDING AND PARKING DECK
CUSTOMER:	SHELCO, LLC
ARCHITECT:	RULE JOY TRAMMEL RUBIO ARCHITECTURE
LOCATION:	CHARLOTTE, NC
DATE:	12/9/16
DWN. BY:	JTD
CHKD. BY:	RW
DRAWING NO.:	4.70
PPC JOB NO.:	6612



GC & ARCHITECT NOTE:
PLEASE DESIGN STRUCTURE TO RESIST
THE REACTION LOADS INDICATED ON
SECTIONS 1/3.00 & 1/3.02

1 BASE PLATE DETAIL
5.00 SCALE: 1"=1'-0" CANOPIES: A & B
REF.: NONE



2 BASE PLATE SECTION
5.00 SCALE: 1 1/2"=1'-0" CANOPIES: A & B
REF.: NONE

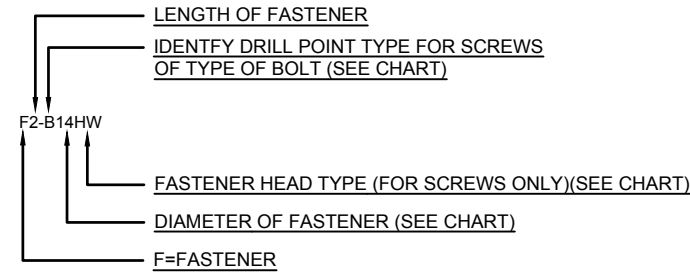
BASE PLATE SCHEDULE			
LABEL	DETAIL	BASE PLATE	CANOPY
BP1	1/5.00	3/8"X9 1/2"X6"	CANOPIES A & B

DWG. BY	JTD
SUBJECT	INITIAL FILE & FIELD
DATE	1/3/17
REV.	1

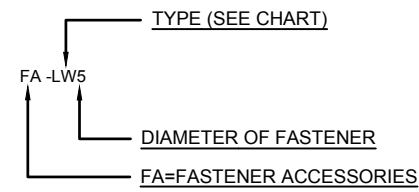
PROJECT:	WAVERLY OFFICE BUILDING AND PARKING DECK
CUSTOMER:	SHELCO, LLC
ARCHITECT:	RULE JOY TRAMMEL RUBIO ARCHITECTURE
LOCATION:	CHARLOTTE, NC
DATE:	12/9/16
DWN. BY:	JTD
CHKD. BY:	RW
DRAWING NO.:	5.00
PPC JOB NO.:	6612

FASTENER SCHEDULE

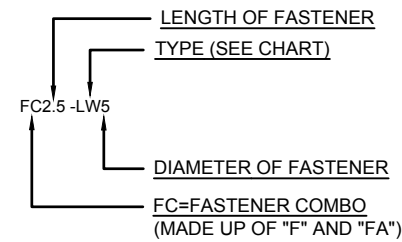
FASTENER IDENTIFICATION



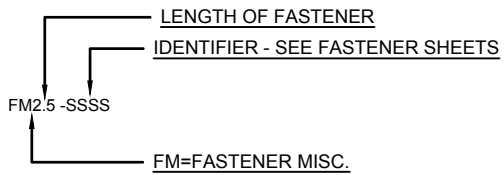
FASTENER ACCESORIES IDENTIFICATION



FASTENER COMBO IDENTIFICATION



FASTENER MISC. IDENTIFICATION



FASTENER DIAMETER CHART

- 10 = #10
- 12 = #12
- 14 = #14
- 2 = .250" (1/4")
- 3 = .375" (3/8")
- 5 = .500" (1/2")
- 6 = .625" (5/8")
- 7 = .750" (3/4")

F=FASTENER

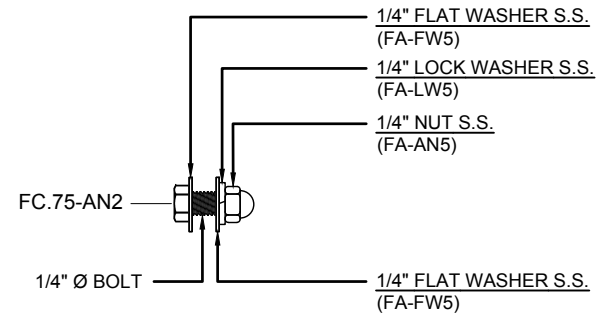
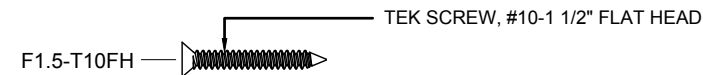
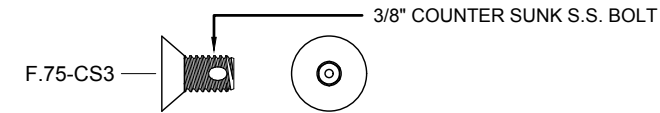

- B B POINT
- BB BUTTON HEAD BOLT
- CB COUNTER SUNK BOLT
- EBR EYE BOLT RIGHT HAND THREAD
- EBL LEFT HAND THREAD
- HB HEX HEAD BOLT
- LB LAG BOLT
- SB SHOULDER BOLT
- T TEK
- TC TAPCON
- TR THREADED ROD
- W WOOD SCREW

FA=FASTENER ACCESSORIES

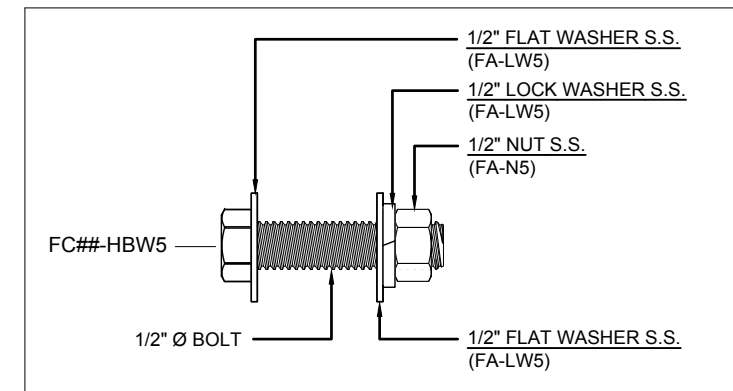
- AN ACORN NUT
- BW BONDED WASHER
- FW FLAT WASHER
- JN JAM NUT
- IW INTERNAL WASHER
- LS LAG SHIELD
- LW LOCK WASHER
- N NUT
- NS NUTSERT

FC=FASTENER COMBO

- BBP BACK TO BACK IBP
- CHU CUSTOM HANGER CANOPY UPPER
- CHL CUSTOM HANGER CANOPY LOWER
- EAS EPOXY ANCHOR WITH SCREEN
- EABP EPOXY ANCHOR WITH STANDOFF BASEPLATE
- EASC EPOXY ANCHOR WITH SCREEN & COMP. SLEEVE
- HCU HANGER CANOPY UPPER BRACKET
- IBP INTERNAL BOLT PLATE
- NMJ NEW MECH JOINT
- NS NUTSERT
- OMB OLD MECH. JOINT W/ BUTTON HEAD
- OMC OLD MECH. JOINT W/ COUNTER SUNK
- TBP THRU BOLT WITH BACKER PLATE
- TBPC THRU BOLT WITH BACKER PLATE W/COMP. SLEEVE
- DT DRILL & TAP THREADED ROD
- DTC DRILL & TAP THREADED ROD W/COMP. SLEEVE
- WLH WELDED LOWER HANGER BRACKET



F##-B14HW	
14B S.S FASTENER W/ NEOPRENE WASHER	
F.75-B14HW	3/4" LONG FASTENER
F1.5-B14HW	1 1/2" LONG FASTENER
F2-B14HW	2" LONG FASTENER
F3-B14HW	3" LONG FASTENER
F5-B14HW	5" LONG FASTENER



1/2" Ø S.S. BOLT W/ WASHER AND NUT		
NAME	DESCRIPTION	USE
FC2.5-IBP5	2 1/2" LONG BOLT (F2.5-HB5)	IBP TO ADJACENT
FC3.5-IBP5	3 1/2" LONG BOLT (F3.5-HB5)	IBP TO IBP

F##-HB5		
1/2" Ø S.S. HEX HEAD BOLT #13 THREAD		
F2-HB5	2" LONG BOLT	
F2.5-HB5	2.5" LONG BOLT	
F3.5-HB5	3.5" LONG BOLT	

FASTENER ACCESSORIES

FA-N#		FA-FW#		FA-LW#	
S.S. NUT		S.S. FLAT WASHER		S.S. LOCK WASHER	
FA-N3	3/8" NUT	FA-FW3	3/8" WASHER	FA-LW3	3/8" WASHER
FA-N5	1/2" NUT	FA-FW5	1/2" WASHER	FA-LW5	1/2" WASHER
FA-N6	5/8" NUT	FA-FW6	5/8" WASHER	FA-LW6	5/8" WASHER



DWG. BY	
SUBJECT	
DATE	
REV.	

PROJECT: WAVERLY OFFICE BUILDING AND PARKING DECK

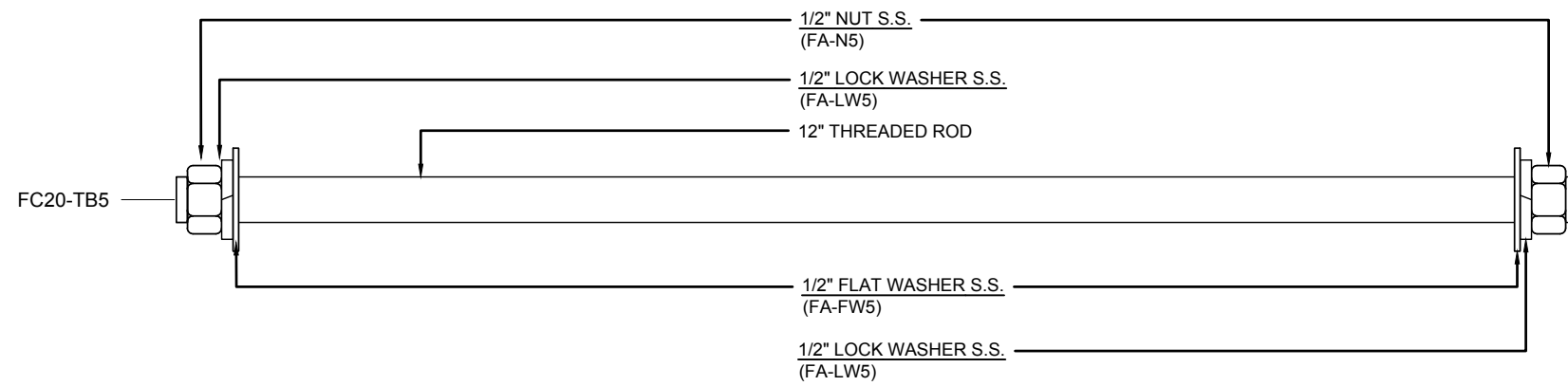
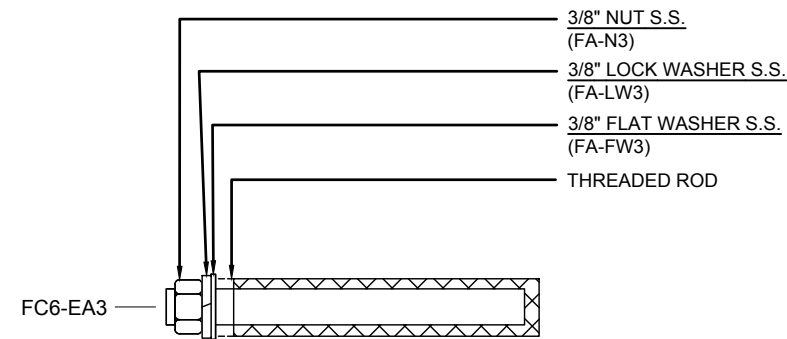
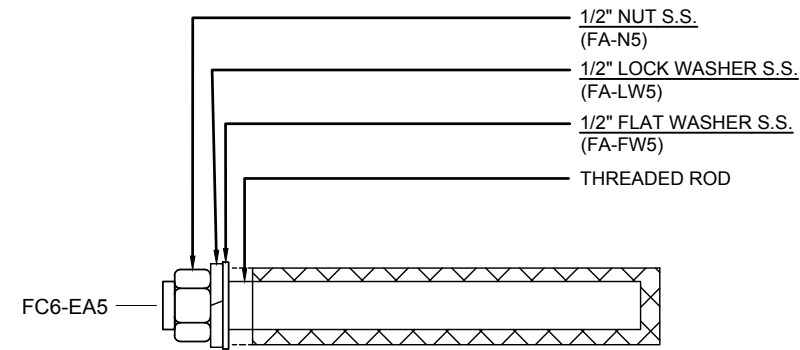
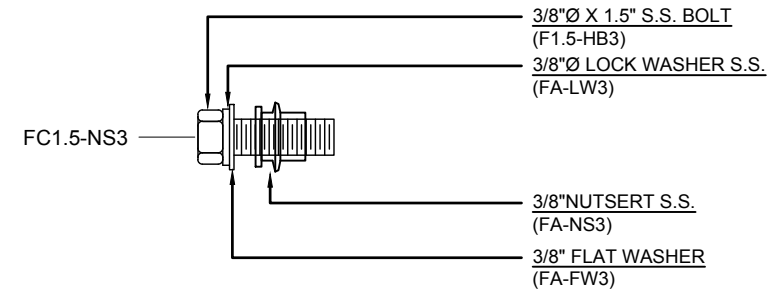
CUSTOMER: SHELCO, LLC

ARCHITECT: RULE JOY TRAMMEL RUBIO ARCHITECTURE

LOCATION: CHARLOTTE, NC

DATE:	12/9/16
DWN. BY:	JTD
CHKD. BY:	RW
DRAWING NO.	6.00
PPC JOB NO.	6612

FC - FASTENER COMBINATION SCHEDULE



REV.	DATE	SUBJECT

PROJECT:	WAVERLY OFFICE BUILDING AND PARKING DECK
CUSTOMER:	SHELCO, LLC
ARCHITECT:	RULE JOY TRAMMEL RUBIO ARCHITECTURE
LOCATION:	CHARLOTTE, NC
DATE:	12/9/16
DWN. BY:	JTD
CHKD. BY:	RW
DRAWING NO.:	6.01
PPC JOB NO.:	6612

PRINT: 12/20/17