


JOB NAME: BELMONT MIDDLE SCHOOL

CUSTOMER: BEAM CONSTRUCTION COMPANY, INC.

ARCHITECT: LS3P ASSOCIATES LTD.

LOCATION: BELMONT, NC

JOB NUMBER: 7164



Peachtree
PROTECTIVE COVERS

3255 SOUTH SWEETWATER RD. • LITHIA SPRINGS, GA 30122
PHONE (770) 439-2120 • FAX (770) 439-2122

ERECTION DRAWING GENERAL NOTES:

FOOTING NOTE:
PPC DETAILS 1/5.00, 1/5.01, 1/5.02 & 1/5.03 NEED TO BE REVIEWED BY THE GC, ARCHITECT AND STRUCTURAL ENGINEER. THE ENGINEER OF RECORD (EOR) WILL NEED TO DESIGN/SIZE THE FOOTINGS TO RESIST THE LOADS SHOWN ON THE SHOP DRAWINGS. AS SHOWN IN THESE DETAILS, STYROFOAM BLOCKOUTS WILL BE PROVIDED BY PPC FOR INSTALLATION BY OTHERS. THE STYROFOAM BLOCKOUTS, WHEN INSTALLED, NEED TO BE FULLY EMBEDDED INTO THE CONCRETE FOOTINGS (TOP OF FOOTING = TOP OF BLOCKOUT) AND MUST BE FULLY ENCASED IN THE FOOTING A MINIMUM OF 6" ALL AROUND AS THE STRUCTURAL INTEGRITY OF THE CANOPY SYSTEM IS DEPENDENT ON THE SIZE, SHAPE AND PLACEMENT OF THE BLOCKOUTS. ANY VARIATION FROM DETAILS 1/5.00, 1/5.01, 1/5.02 & 1/5.03 NEED TO BE APPROVED BY PPC. UNLESS NOTIFIED OTHERWISE, PPC WILL ASSUME THAT THE FOOTINGS WILL BE PREPARED PER DETAILS 1/5.00, 1/5.01, 1/5.02 & 1/5.03 AND PER THE EOR'S SIZING INSTRUCTION. SHOULD THIS NOT BE THE CASE, PROJECT SCHEDULE DELAYS MAY BE ENCOUNTERED WHILE A REMEDY IS SOUGHT.

PPC DETAIL 1/5.04 NEEDS TO BE REVIEWED BY THE GC, ARCHITECT AND STRUCTURAL ENGINEER. THE ENGINEER OF RECORD (EOR) WILL NEED TO DESIGN/SIZE THE CONCRETE SLAB TO RESIST THE LOADS SHOWN ON THE SHOP DRAWINGS. UNLESS NOTIFIED OTHERWISE, PPC WILL ASSUME THAT THE CONCRETE SLAB WILL BE PREPARED PER DETAIL 1/5.04 AND PER THE EOR'S SIZING INSTRUCTION. SHOULD THIS NOT BE THE CASE, PROJECT SCHEDULE DELAYS MAY BE ENCOUNTERED WHILE A REMEDY IS SOUGHT.

FABRICATION NOTE:
PPC WILL FIELD MEASURE THE SITE PRIOR TO FABRICATION OF THE CANOPY SYSTEM. FIELD MEASUREMENTS WILL BE TAKEN AFTER ALL FOOTINGS/BLOCKOUTS ARE SET AND ADJACENT/EXTERIOR BUILDING SKIN IS COMPLETE. AS PART OF THE FIELD MEASUREMENT PROCESS, WE WILL SHOOT THE ELEVATION AT EACH COLUMN LOCATION AND MEASURE THE LOCATION OF EACH BLOCKOUT RELATIVE TO ONE ANOTHER, RELATIVE TO FINISHED FLOOR, AND RELATIVE TO THE SKIN OF THE BUILDING TO WHICH OUR SYSTEM WILL BE CONNECTED. FIELD MEASUREMENTS ARE TYPICALLY A REQUIREMENT OF THE SPECIFICATION AND ARE REQUIRED IN ORDER TO INSURE THAT THE CANOPY SYSTEM IS CONSTRUCTED TO FIT ACTUAL JOB SITE CONDITIONS. DUE TO THE NATURE OF EXTRUDED ALUMINUM CANOPY DESIGN, THE SYSTEM CANNOT BE "FABRICATED TO APPROVED SHOP DRAWINGS".

FINISH NOTE:
WITHIN THE FINISH SCHEDULE ON SHEET #1, PPC HAS INDICATED THE FINISH AND COLOR THAT WE UNDERSTAND TO BE THE ARCHITECT'S INTENT. THIS FINISH SCHEDULE IS IN ACCORDANCE WITH OUR PROPOSAL. APPROVAL OF THE SHOP DRAWINGS WITHOUT COMMENT IN THIS AREA WILL BE INTERPRETED AS APPROVAL OF THE FINISH/COLOR INDICATED. WHERE APPLICABLE A COLOR CHART IS PROVIDED FOR USE IN SELECTING PAINT COLOR. THE STANDARD COLORS OFFERED BY PPC ARE MARKED ON THIS CHART. TO AVOID ADDITIONAL COSTS AND/OR SCHEDULE DELAYS, IT IS IMPORTANT TO SELECT FROM THESE STANDARD COLORS WHEN THE FINISH SCHEDULE INDICATES THAT A STANDARD COLOR IS WARRANTED. IN CASES WHERE A CUSTOM COLOR OR A MATCH OF A PARTICULAR COLOR IS REQUIRED, PPC WILL REQUIRE A SAMPLE OF THAT COLOR TO MATCH. IN THESE INSTANCES A "MATCH SAMPLE" WILL BE PROVIDED BY PPC FOR THE ARCHITECT TO ACCEPT OR REJECT. MATERIALS CANNOT BE ORDERED UNTIL THIS "MATCH SAMPLE" IS ACCEPTED.

ATTACHMENT NOTE:
IN ACCORDANCE WITH OUR UNDERSTANDING OF THE CONTRACT DOCUMENTS, PPC HAS DETAILED THE CONNECTIONS TO ADJACENT STRUCTURE TO THE BEST OF OUR ABILITY. ALL CONNECTION DETAILS NEED TO BE REVIEWED BY THE GC, ARCHITECT AND STRUCTURAL ENGINEER. PLEASE PROVIDED ANY/ALL REQUESTED INFORMATION SO AS TO ASSURE OUR CANOPY (OR SUNSCREEN) CAN BE SUPPORTED PROPERLY. IF ANY QUESTIONS, PLEASE CONTACT PPC PROJECT MANAGEMENT.

IF THE "VARY" DIMENSION NOTED ON DRAWINGS, INCREASES BY 12" OR MORE, CONTACT PPC IMMEDIATELY FOR COORDINATION & DIRECTION. MATERIAL IS ORDERED TO APPROVED SHOP DRAWINGS PRIOR TO FIELD DIMENSIONING.

DRAWING INDEX

- G.1-G.2 COVER SHEETS
- 1.00 KEY-PLAN
- 1.01-1.04 COLUMN SETTING PLANS
- 1.51-1.54 DECK PLANS
- 1.71-1.73 HANGER CANOPY PLAN VIEWS & ELEVATIONS
- 2.00-2.02 ELEVATIONS
- 3.00-3.04 SECTIONS
- 3.51-3.52 HANGER CANOPY SECTIONS
- 4.00-4.07 ENLARGED SECTIONS & DETAILS
- 4.51 HANGER CANOPY SECTIONS & DETAILS
- 5.00-5.06 FOOTING AND BASE PLATE DETAILS
- 6.00-6.01 FASTENER SCHEDULE

REVISION HISTORY

REV.	DATE	DESCRIPTION	DWN
	2/1/19	1ST SUBMITTAL	LKA
1	2/12/19	PRELIMINARY FIELD & FIELD	LKA
2	3/30/20	AS-BUILTS	CC
3	8/27/20	CANOPIES K & L ELEVATION REVISION	CC

MATERIAL SPECIFICATION

LOCATION	DESCRIPTION	FINISH	COLOR
CANOPIES A, F & H	6" FASCIA	ANODIZED	CLEAR, A41
	3" DECK	ANODIZED	CLEAR, A41
	10"x6" & 12"x6" BEAM	ANODIZED	CLEAR, A41
	6" x 6" COLUMN	ANODIZED	CLEAR, A41
	10"x6" & 12"x6" COLUMN	ANODIZED	CLEAR, A41
	1/4" x 3" x 3" ANGLE	ANODIZED	CLEAR, A41
	CONDUIT COVER	ANODIZED	CLEAR, A41
CANOPY B	6" FASCIA	ANODIZED	CLEAR, A41
	3" DECK	ANODIZED	CLEAR, A41
	6" x 6" BEAM	ANODIZED	CLEAR, A41
	6" x 6" COLUMN	ANODIZED	CLEAR, A41
	CONDUIT COVER	ANODIZED	CLEAR, A41
CANOPIES C & E	6" FASCIA	ANODIZED	CLEAR, A41
	3" DECK	ANODIZED	CLEAR, A41
	10"x6" BEAM	ANODIZED	CLEAR, A41
	10" x 6" COLUMN	ANODIZED	CLEAR, A41
	CONDUIT COVER	ANODIZED	CLEAR, A41

DATE:	2/1/19
DWN. BY:	LKA
CHKD. BY:	RW
DRAWING NO.:	G.1
PPC JOB NO.:	7164

PPC JOB NO. 7164


JOB NAME: BELMONT MIDDLE SCHOOL

CUSTOMER: BEAM CONSTRUCTION COMPANY, INC.

ARCHITECT: LS3P ASSOCIATES LTD.

LOCATION: BELMONT, NC

JOB NUMBER: 7164



Peachtree
PROTECTIVE COVERS

3255 SOUTH SWEETWATER RD. • LITHIA SPRINGS, GA 30122

PHONE (770) 439-2120 • FAX (770) 439-2122

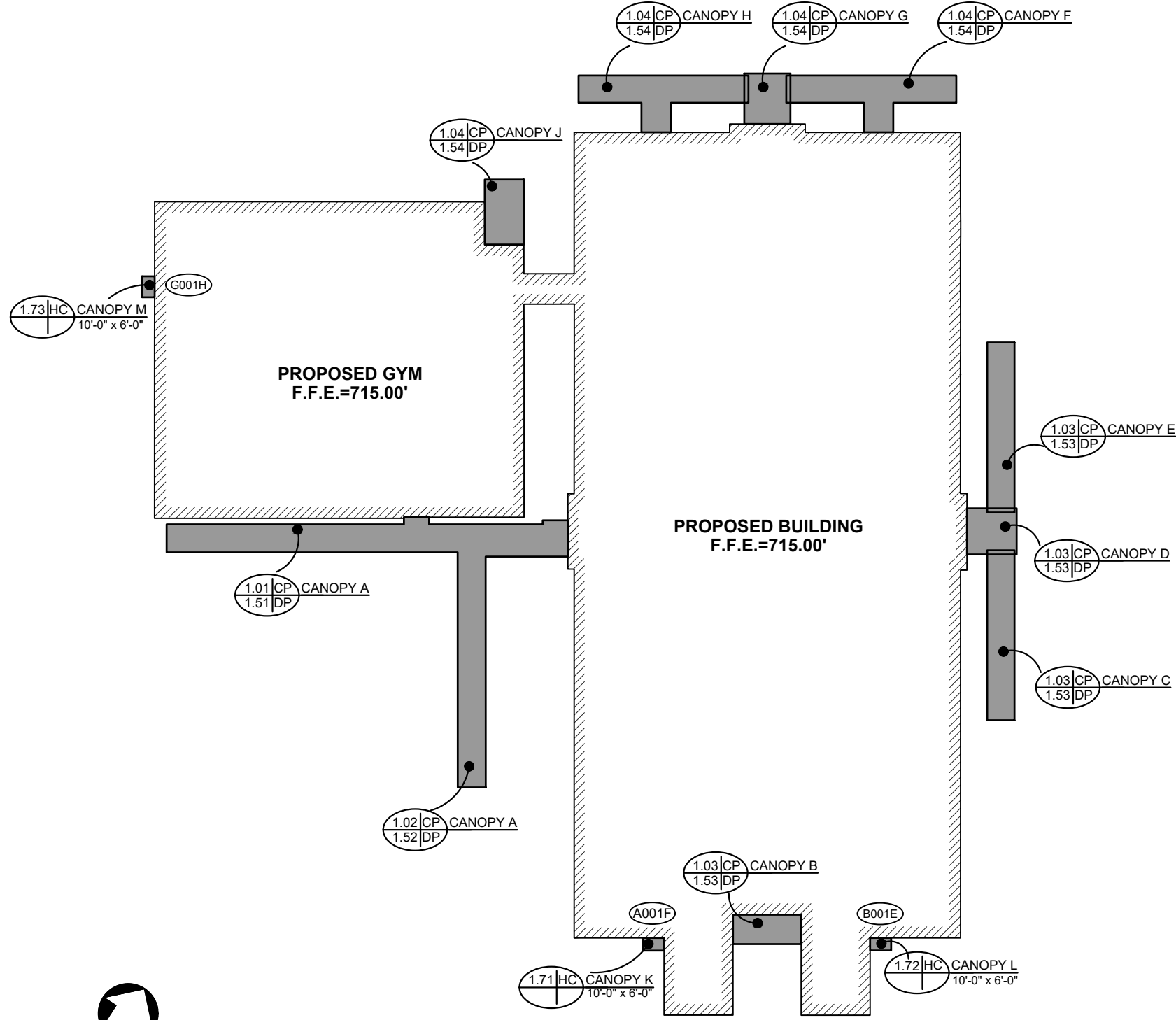
MATERIAL SPECIFICATION



LOCATION	DESCRIPTION	FINISH	COLOR
CANOPIES D & G	6" FASCIA	ANODIZED	CLEAR, A41
	6" CHAMFERED DECK	ANODIZED	CLEAR, A41
	8" x 6" BEAM	ANODIZED	CLEAR, A41
	6" x 6" COLUMN	ANODIZED	CLEAR, A41
	6" x 6" DOWNSPOUT TUBE	ANODIZED	CLEAR, A41
	1/4" x 3" x 3" ANGLE	ANODIZED	CLEAR, A41
	CONDUIT COVER	ANODIZED	CLEAR, A41
CANOPY J	6" FASCIA	ANODIZED	CLEAR, A41
	3" DECK	ANODIZED	CLEAR, A41
	8" x 6" BEAM	ANODIZED	CLEAR, A41
	6" x 6" COLUMN	ANODIZED	CLEAR, A41
	1/4" x 3" x 3" ANGLE	ANODIZED	CLEAR, A41
	CONDUIT COVER	ANODIZED	CLEAR, A41
CANOPIES K, L & M	6" x 4" GUTTER FASCIA	ANODIZED	CLEAR, A41
	3" DECK	ANODIZED	CLEAR, A41
	1 1/2"x1 1/2" HANGER TUBE	ANODIZED	CLEAR, A41

REVISION HISTORY

REV.	DATE	DESCRIPTION	DWN
	2/1/19	1ST SUBMITTAL	LKA
1	2/12/19	PRELIMINARY FIELD & FIELD	LKA

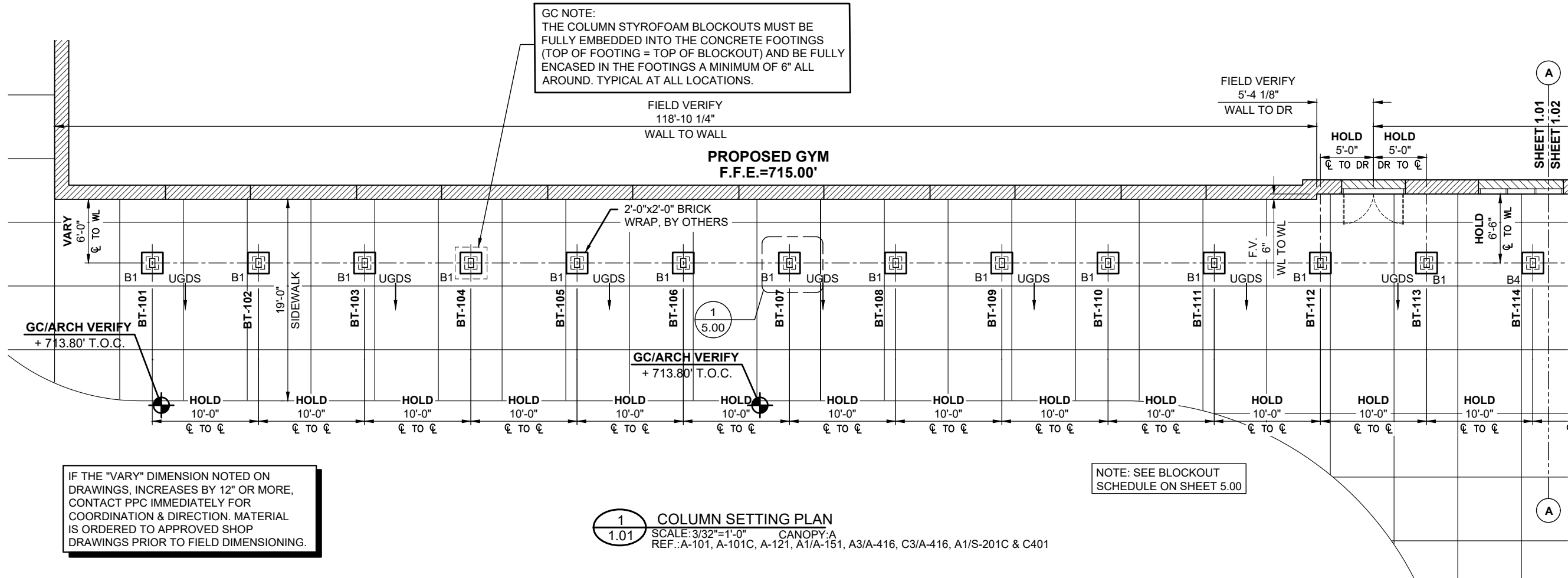


(XXX) = DOOR NO. INDICATES WHERE HANGER CANOPIES ARE LOCATED

1 KEY PLAN
1.00 SCALE: 1/64"=1'-0"
REF.: A-001, A-101 & C401

REV.	DATE	SUBJECT	DWG BY

PROJECT:	BELMONT MIDDLE SCHOOL
CUSTOMER:	BEAM CONSTRUCTION COMPANY, INC.
ARCHITECT:	LS3P ASSOCIATES LTD.
LOCATION:	SOUTH POINT ROAD, NC
DATE:	2/1/19
DWN. BY:	LKA
CHKD. BY:	RW
DRAWING NO.:	1.00
PPC JOB NO.:	7164



IF THE "VARY" DIMENSION NOTED ON DRAWINGS, INCREASES BY 12" OR MORE, CONTACT PPC IMMEDIATELY FOR COORDINATION & DIRECTION. MATERIAL IS ORDERED TO APPROVED SHOP DRAWINGS PRIOR TO FIELD DIMENSIONING.

G.C. NOTE: PLEASE PROVIDE / VERIFY SPOT ELEVATIONS INDICATED ON COLUMN SETTING PLAN FOR PPC MATERIAL ORDERING PURPOSES

GC NOTE:
THE COLUMN STYROFOAM BLOCKOUTS MUST BE FULLY EMBEDDED INTO THE CONCRETE FOOTINGS (TOP OF FOOTING = TOP OF BLOCKOUT) AND BE FULLY ENCASED IN THE FOOTINGS A MINIMUM OF 6" ALL AROUND. TYPICAL AT ALL LOCATIONS.

NOTE: SEE BLOCKOUT SCHEDULE ON SHEET 5.00

1
1.01 COLUMN SETTING PLAN
SCALE: 3/32"=1'-0" CANOPY:A
REF.: A-101, A-101C, A-121, A1/A-151, A3/A-416, C3/A-416, A1/S-201C & C401

DWG BY	SUBJECT
REV.	DATE

PROJECT:	BELMONT MIDDLE SCHOOL
CUSTOMER:	BEAM CONSTRUCTION COMPANY, INC.
ARCHITECT:	LS3P ASSOCIATES LTD.
LOCATION:	SOUTH POINT ROAD, NC

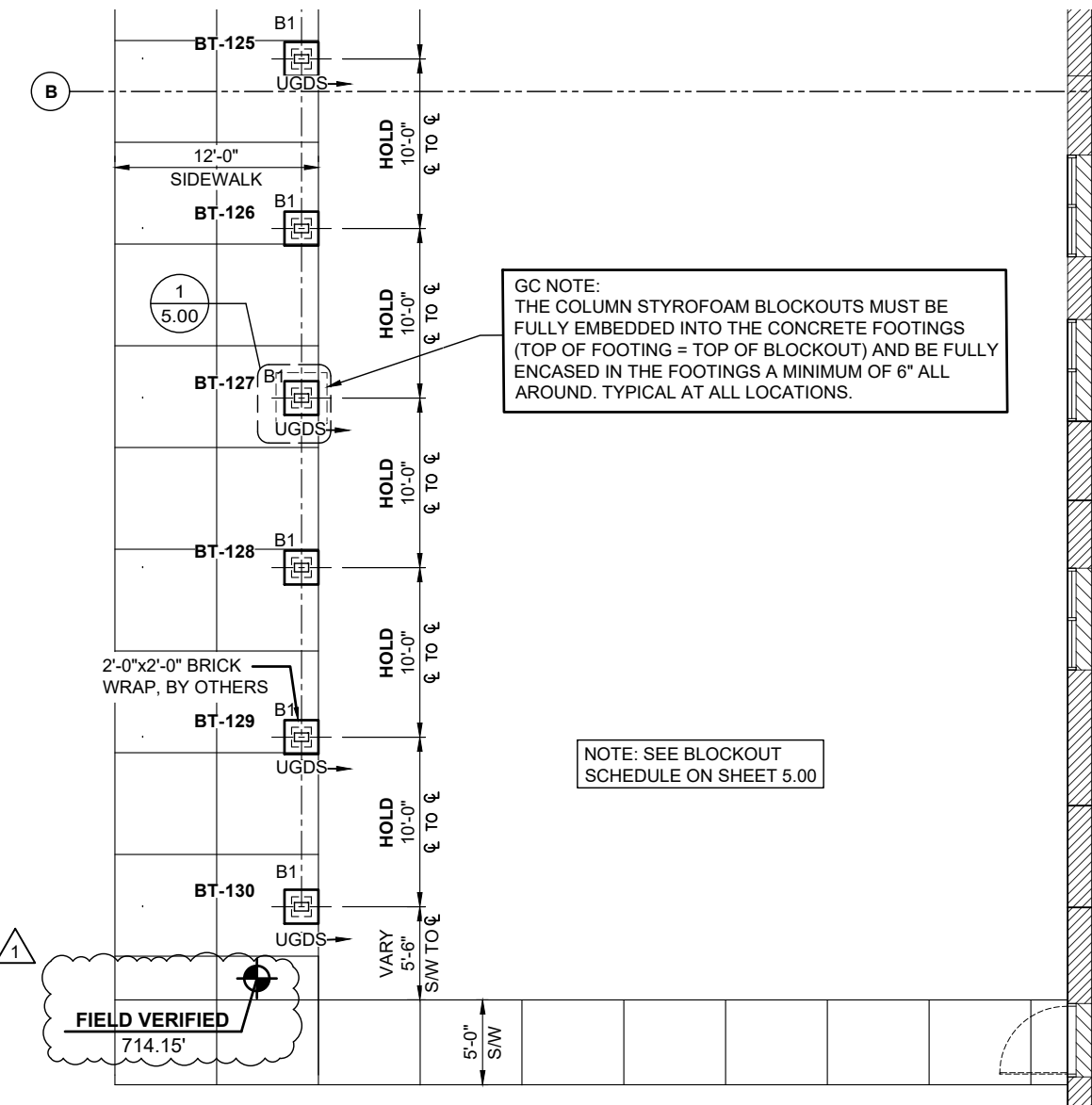
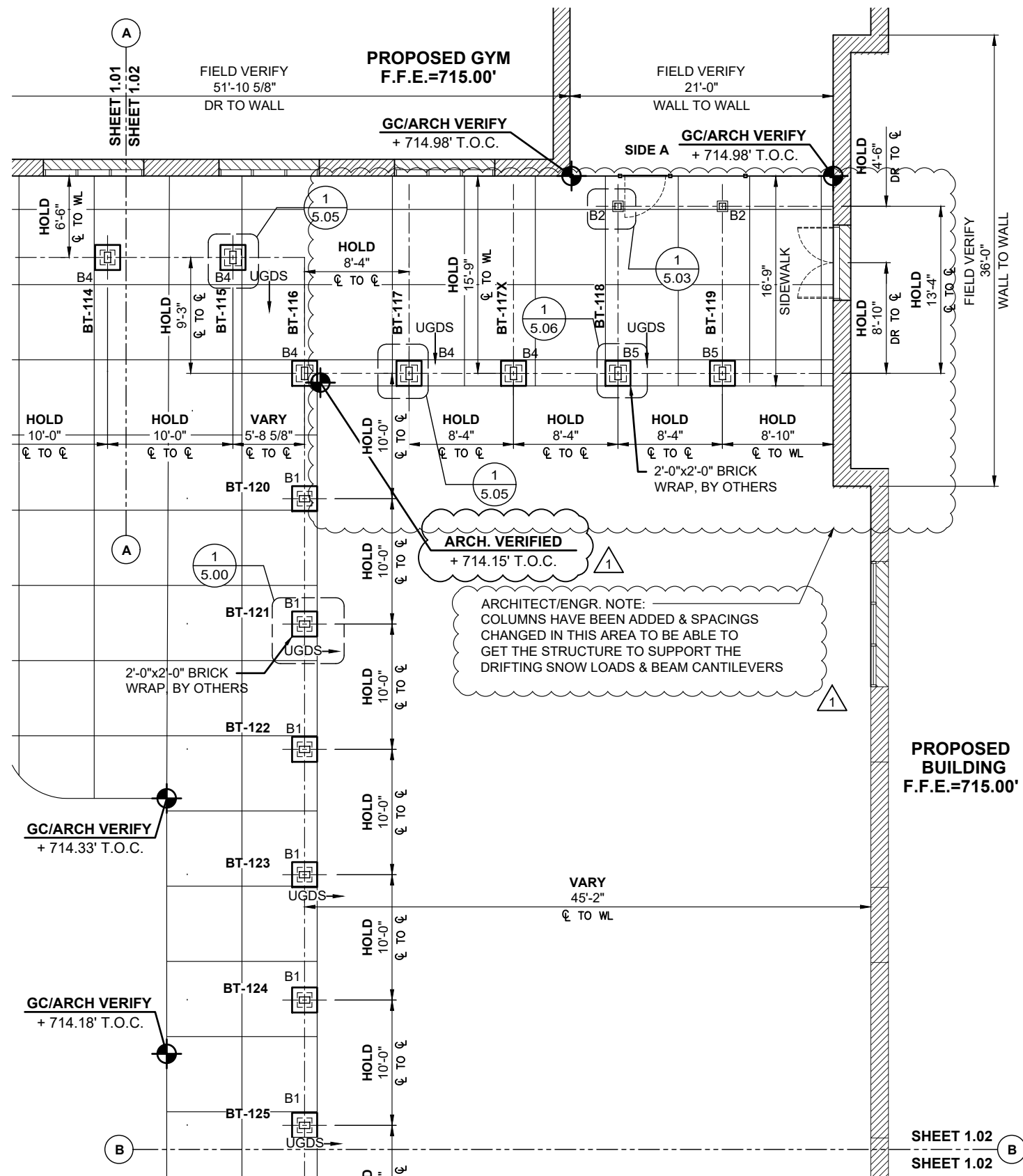
DATE:	2/1/19
DWN. BY:	LKA
CHKD. BY:	RW
DRAWING NO.:	1.01
PPC JOB NO.:	7164

IF THE "VARY" DIMENSION NOTED ON DRAWINGS, INCREASES BY 12" OR MORE, CONTACT PPC IMMEDIATELY FOR COORDINATION & DIRECTION. MATERIAL IS ORDERED TO APPROVED SHOP DRAWINGS PRIOR TO FIELD DIMENSIONING.

G.C. NOTE: PLEASE PROVIDE / VERIFY SPOT ELEVATIONS INDICATED ON COLUMN SETTING PLAN FOR PPC MATERIAL ORDERING PURPOSES

GC NOTE: THE COLUMN STYROFOAM BLOCKOUTS MUST BE FULLY EMBEDDED INTO THE CONCRETE FOOTINGS (TOP OF FOOTING = TOP OF BLOCKOUT) AND BE FULLY ENCASED IN THE FOOTINGS A MINIMUM OF 6" ALL AROUND. TYPICAL AT ALL LOCATIONS.

NOTE: SEE BLOCKOUT SCHEDULE ON SHEET 5.00



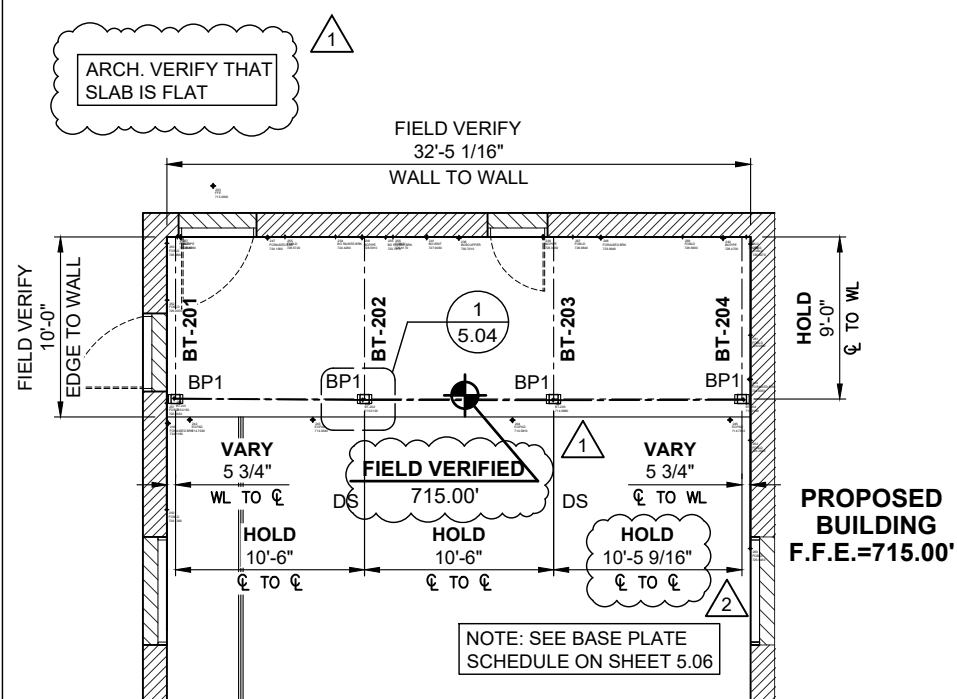
1 COLUMN SETTING PLAN
SCALE: 3/32"=1'-0" CANOPY: A
REF.: A-101, A-101A, A-101B, A-101C, A-121, A1/A-151, A3 & C3/A-416 & C401

SHEET 1.02
SHEET 1.02

PROPOSED BUILDING
F.F.E.=715.00'

DWG BY	LKA
SUBJECT	PRELIMINARY FILE & FIELD
DATE	2/20/19
REV.	1
PROJECT	BELMONT MIDDLE SCHOOL
CUSTOMER	BEAM CONSTRUCTION COMPANY, INC.
ARCHITECT	LS3P ASSOCIATES LTD.
LOCATION	SOUTH POINT ROAD, NC
DATE	2/1/19
DWN. BY	LKA
CHKD. BY	RW
DRAWING NO.	1.02
PPC JOB NO.	7164

1
ARCH. VERIFY THAT
SLAB IS FLAT



1
1.03 COLUMN SETTING PLAN
SCALE: 3/32"=1'-0" CANOPY: B
REF.: A-101B, A-121B, A1/A-151 & A1/A-408

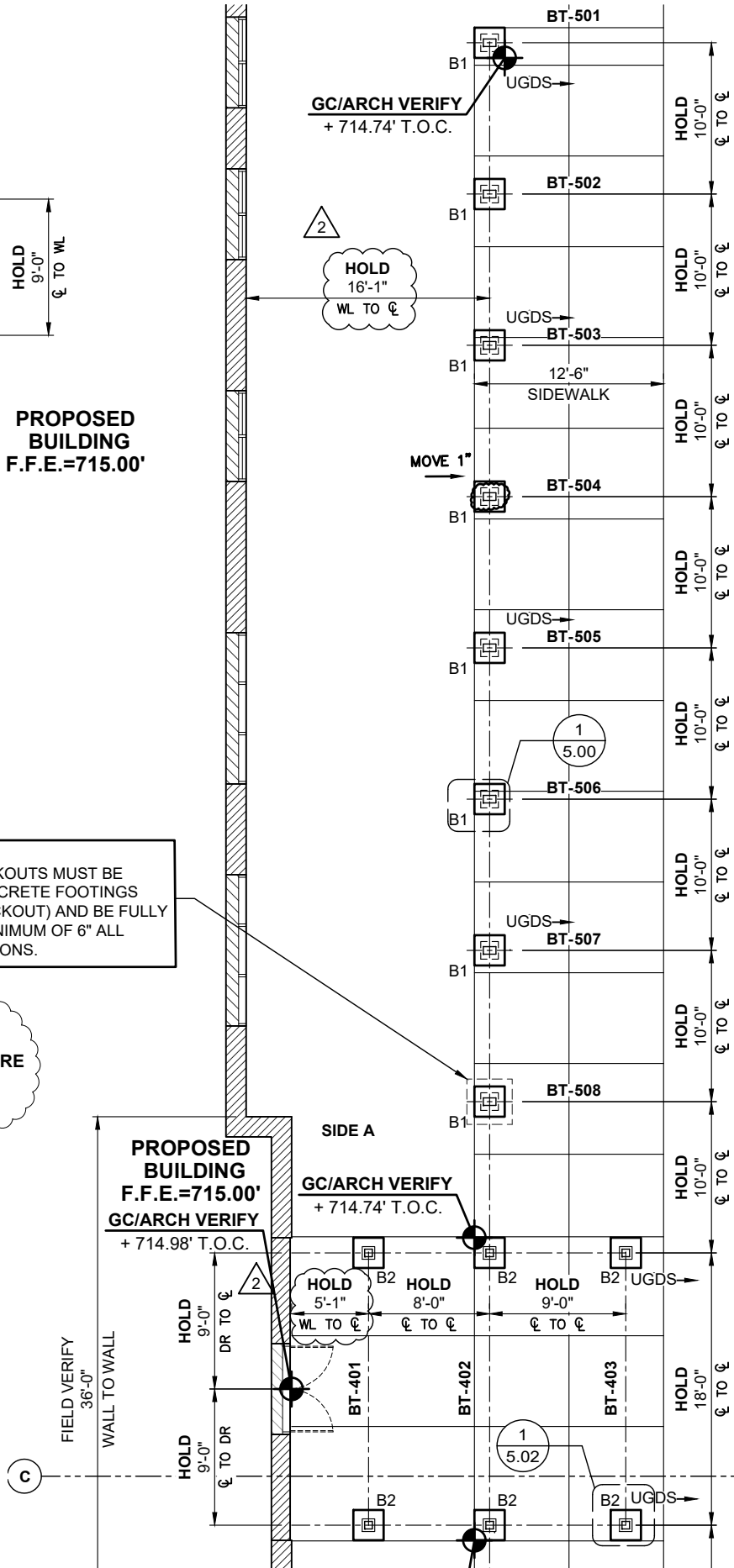
NOTE: SEE BASE PLATE
SCHEDULE ON SHEET 5.06

GC NOTE:
THE COLUMN STYROFOAM BLOCKOUTS MUST BE
FULLY EMBEDDED INTO THE CONCRETE FOOTINGS
(TOP OF FOOTING = TOP OF BLOCKOUT) AND BE FULLY
ENCASED IN THE FOOTINGS A MINIMUM OF 6" ALL
AROUND. TYPICAL AT ALL LOCATIONS.

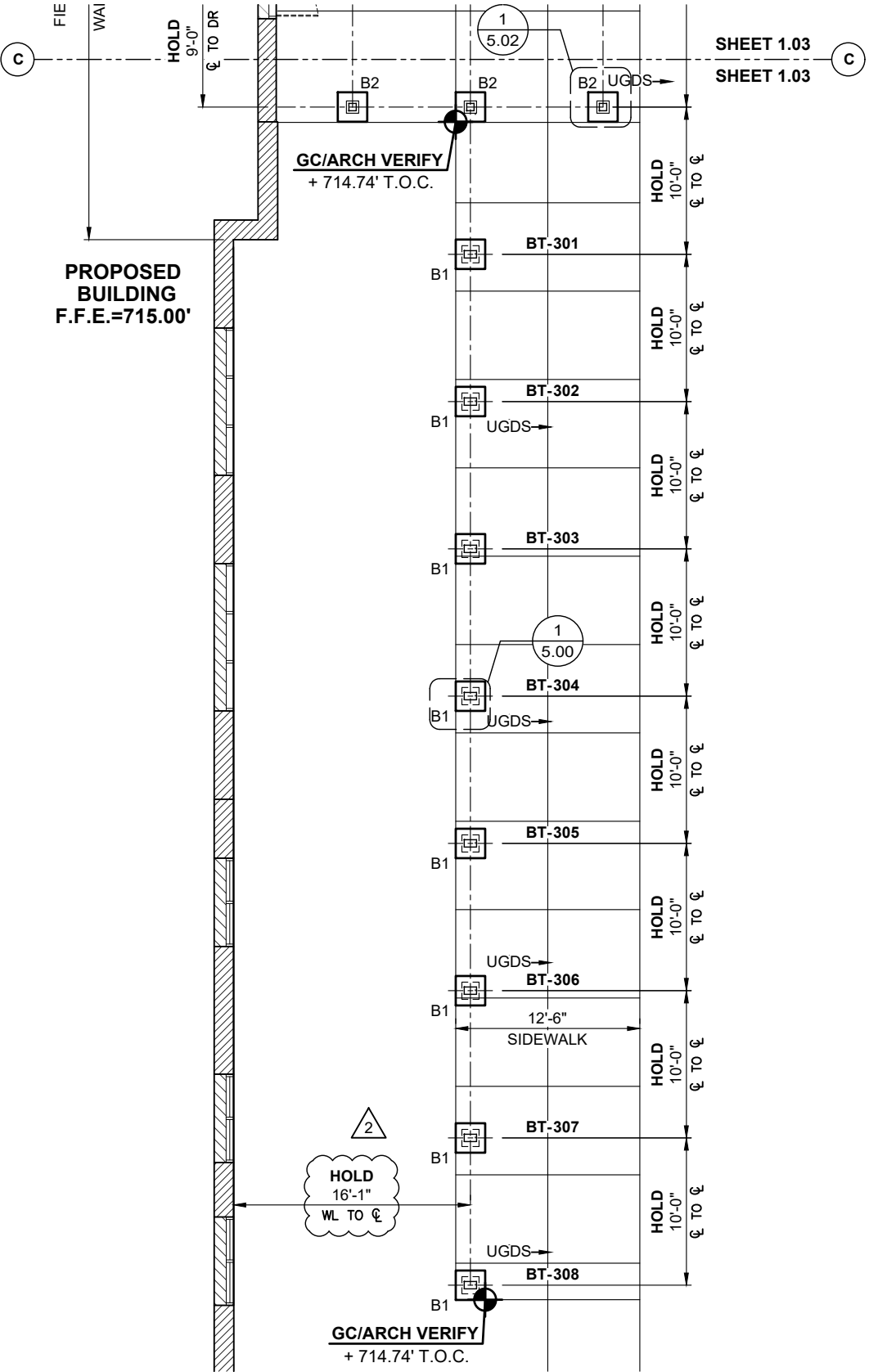
GC NOTE: BLOCKOUTS CLOUDED WILL NEED TO BE CHIPPED OR
MOVED IN THE DIRECTION NOTED BEFORE OUR INSTALLATION
CREWS ARRIVAL TO ALLOW INSTALLATION OF A TRUE AND SQUARE
CANOPY AS DESIGNED. BLOCKOUTS HAVE BEEN ADJUSTED TO
ALLOW FOR MINIMUM CHIPPING OR RELOCATION.

IF THE "VARY" DIMENSION NOTED ON
DRAWINGS, INCREASES BY 12" OR MORE,
CONTACT PPC IMMEDIATELY FOR
COORDINATION & DIRECTION. MATERIAL
IS ORDERED TO APPROVED SHOP
DRAWINGS PRIOR TO FIELD DIMENSIONING.

G.C. NOTE: PLEASE PROVIDE / VERIFY SPOT
ELEVATIONS INDICATED ON COLUMN SETTING
PLAN FOR PPC MATERIAL ORDERING PURPOSES




2
1.03 SHEET 1.03
SHEET 1.03




2
1.03 COLUMN SETTING PLAN
SCALE: 3/32"=1'-0" CANOPIES: C, D & E
REF.: A-101A, A-101B, A1/A-151, A5 & A6/A-415 & C401

NOTE: SEE BLOCKOUT
SCHEDULE ON SHEET 5.00



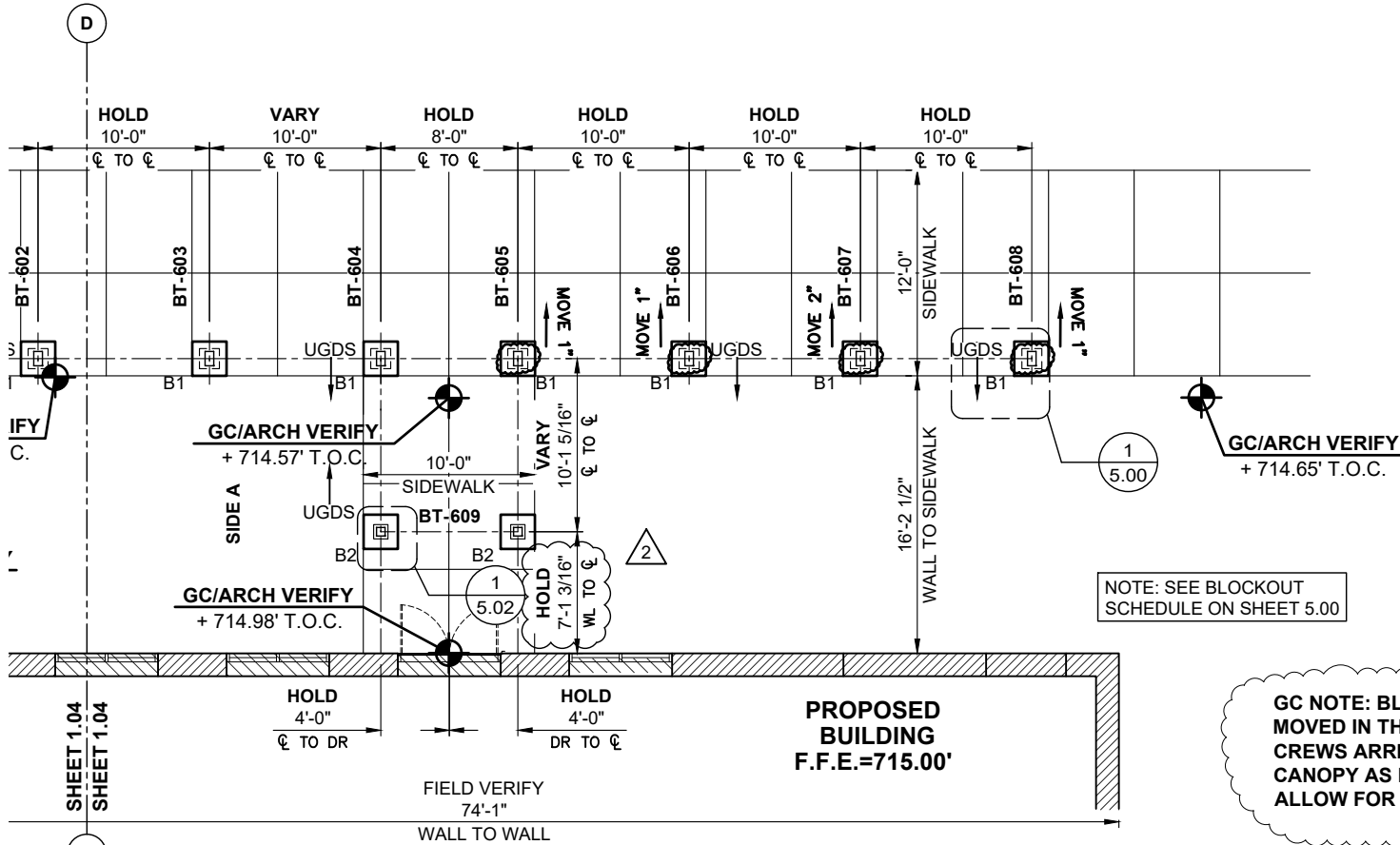
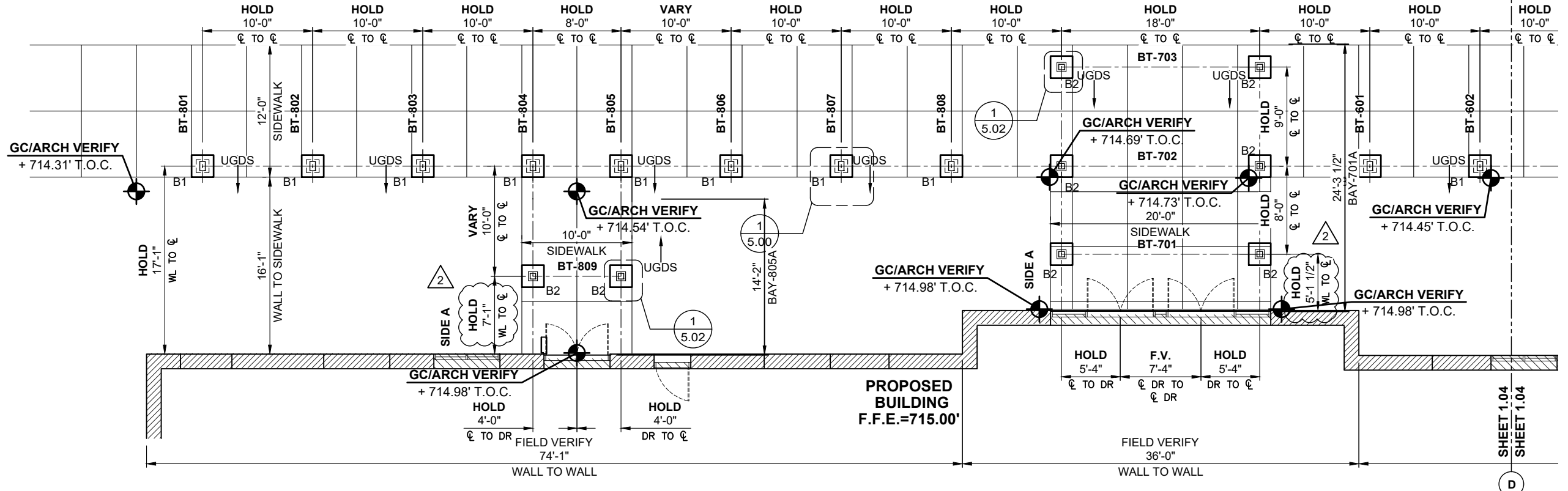
DWG BY	LKA
CC	
SUBJECT	PRELIMINARY FILE & FIELD
AS-BUILTS	
DATE	2/20/19
REV.	1
REV.	2

PROJECT:	BELMONT MIDDLE SCHOOL
CUSTOMER:	BEAM CONSTRUCTION COMPANY, INC.
ARCHITECT:	LS3P ASSOCIATES LTD.
LOCATION:	SOUTH POINT ROAD, NC
DATE:	2/1/19
DWN. BY:	LKA
CHKD. BY:	RW
DRAWING NO.:	1.03
PPC JOB NO.:	7164



DWG BY	LKA	CC
SUBJECT	PRELIMINARY FILE & FIELD	AS-BUILTS
DATE	2/20/19	3/30/20
REV.	1	2

PROJECT:	BELMONT MIDDLE SCHOOL
CUSTOMER:	BEAM CONSTRUCTION COMPANY, INC.
ARCHITECT:	LS3P ASSOCIATES LTD.
LOCATION:	SOUTH POINT ROAD, NC
DATE:	2/1/19
DWN. BY:	LKA
CHKD. BY:	RW
DRAWING NO.:	1.04
PPC JOB NO.:	7164

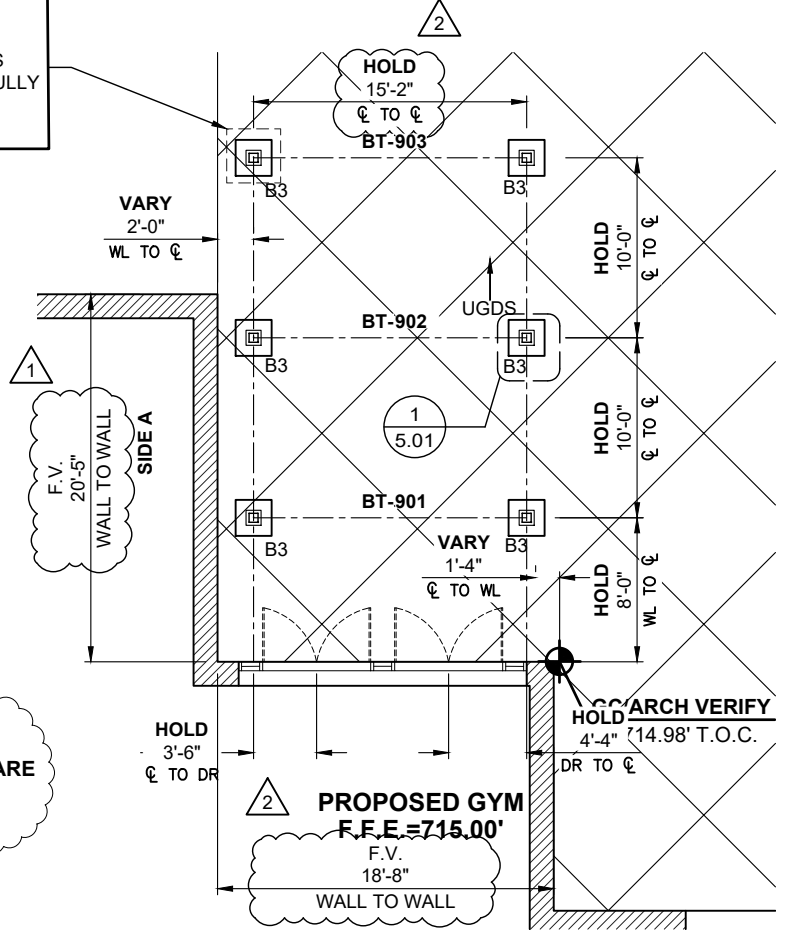


GC NOTE:
THE COLUMN STYROFOAM BLOCKOUTS MUST BE FULLY EMBEDDED INTO THE CONCRETE FOOTINGS (TOP OF FOOTING = TOP OF BLOCKOUT) AND BE FULLY ENCASED IN THE FOOTINGS A MINIMUM OF 6" ALL AROUND. TYPICAL AT ALL LOCATIONS.

IF THE "VARY" DIMENSION NOTED ON DRAWINGS, INCREASES BY 12" OR MORE, CONTACT PPC IMMEDIATELY FOR COORDINATION & DIRECTION. MATERIAL IS ORDERED TO APPROVED SHOP DRAWINGS PRIOR TO FIELD DIMENSIONING.

G.C. NOTE: PLEASE PROVIDE / VERIFY SPOT ELEVATIONS INDICATED ON COLUMN SETTING PLAN FOR PPC MATERIAL ORDERING PURPOSES

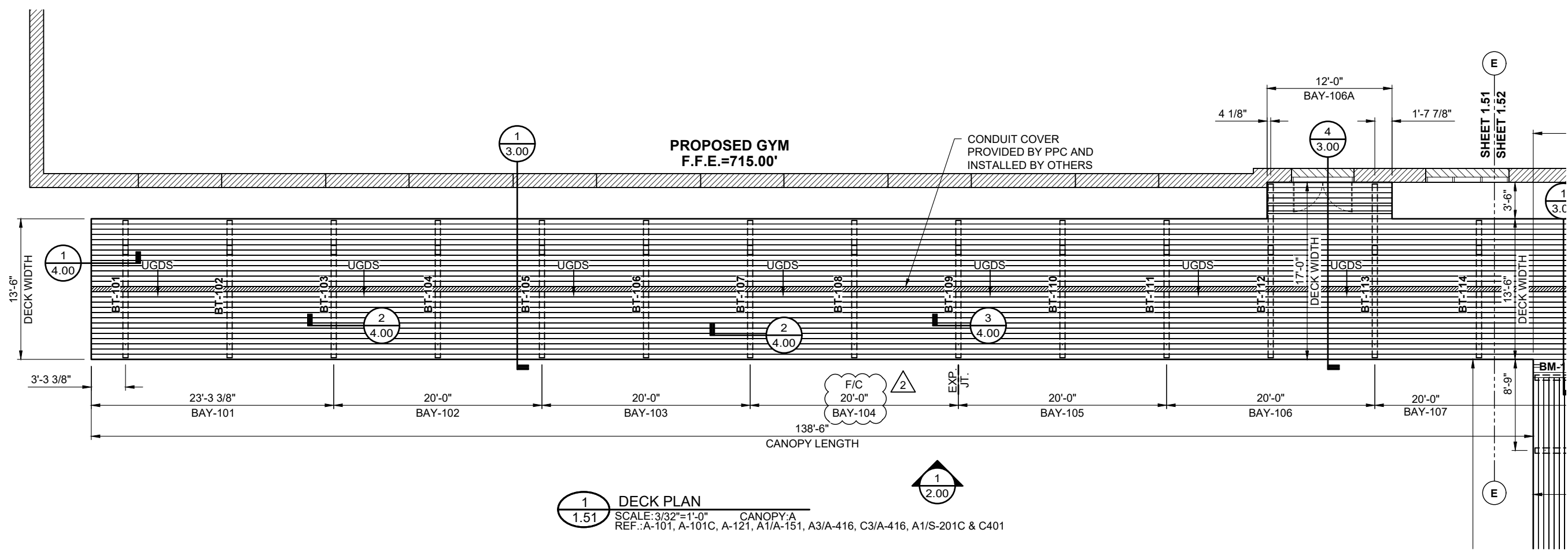
GC NOTE: BLOCKOUTS CLOUDED WILL NEED TO BE CHIPPED OR MOVED IN THE DIRECTION NOTED BEFORE OUR INSTALLATION CREWS ARRIVAL TO ALLOW INSTALLATION OF A TRUE AND SQUARE CANOPY AS DESIGNED. BLOCKOUTS HAVE BEEN ADJUSTED TO ALLOW FOR MINIMUM CHIPPING OR RELOCATION.




1
1.04 COLUMN SETTING PLAN
SCALE: 3/32"=1'-0" CANOPIES: F, G & H
REF.: A-101A, A1/A-151, A1 & B1/A-415 & C401

2
1.04 COLUMN SETTING PLAN
SCALE: 3/32"=1'-0" CANOPY: J
REF.: A-101C, A1/A-151 C1 & C2/A-415 & C401

PRINT: 8/27/2020 SAVE: 8/27/2020 D:\QUBS\7164\7164-FF.dwg

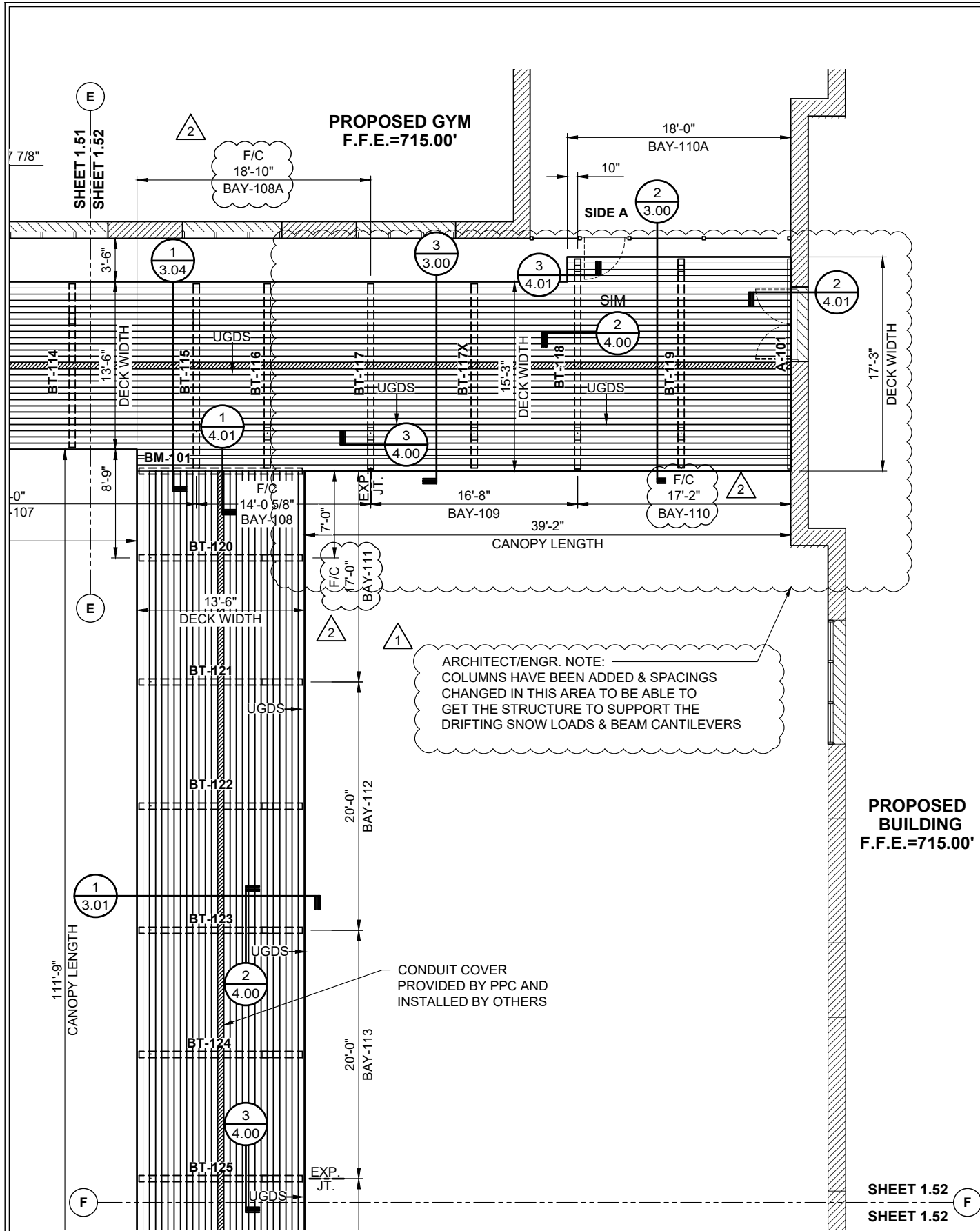


1
 1.51 **DECK PLAN**
 SCALE: 3/32"=1'-0" CANOPY: A
 REF.: A-101, A-101C, A-121, A1/A-151, A3/A-416, C3/A-416, A1/S-201C & C401



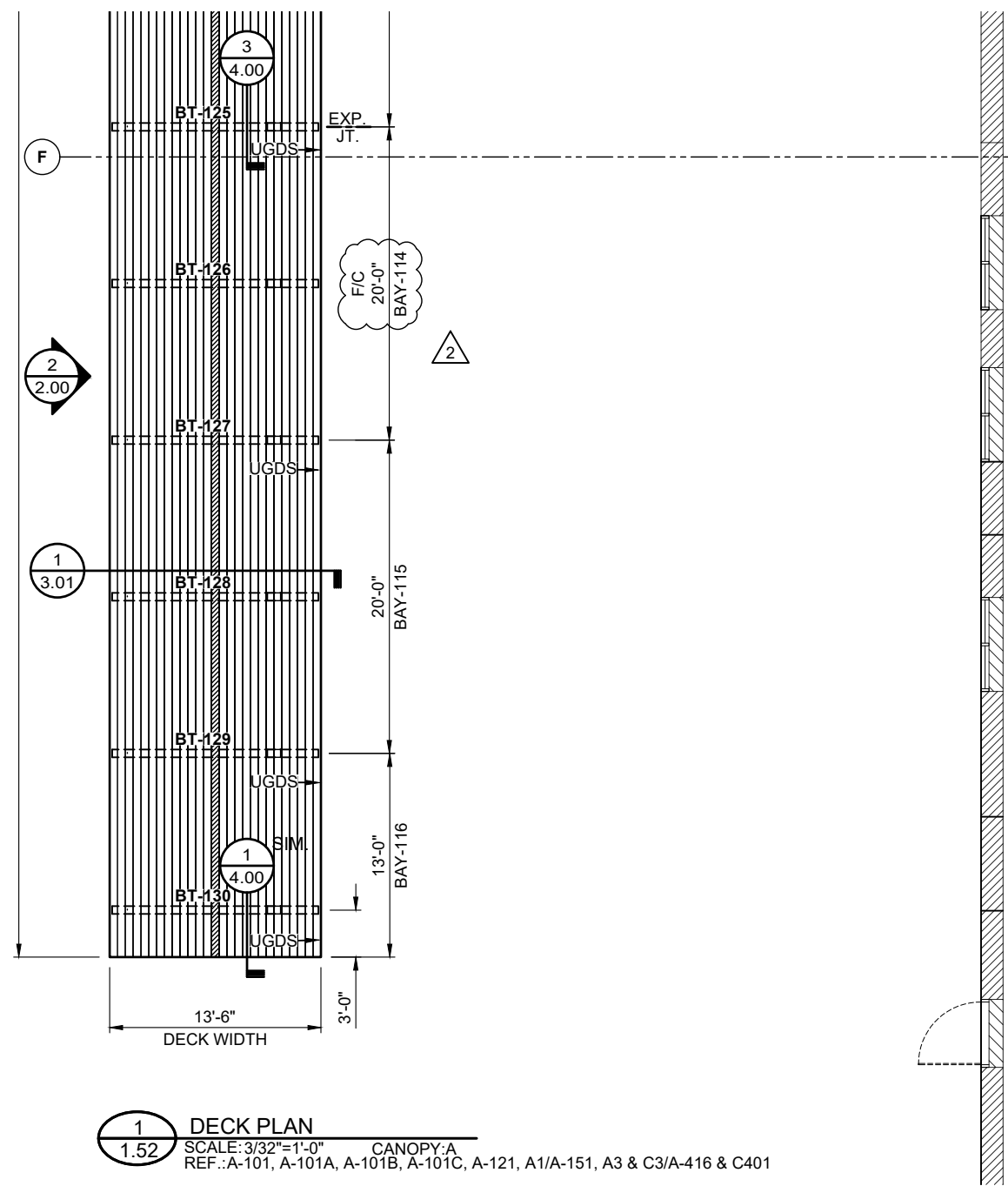
DWG. BY	CC
SUBJECT	AS-BUILTS
DATE	3/30/20
REV.	2

PROJECT:	BELMONT MIDDLE SCHOOL
CUSTOMER:	BEAM CONSTRUCTION COMPANY, INC.
ARCHITECT:	LS3P ASSOCIATES LTD.
LOCATION:	SOUTH POINT ROAD, NC
DATE:	2/1/19
DWN. BY:	LKA
CHKD. BY:	RW
DRAWING NO.:	1.51
PPC JOB NO.:	7164



**PROPOSED BUILDING
F.F.E.=715.00'**

SHEET 1.52
SHEET 1.52



1 DECK PLAN
SCALE: 3/32"=1'-0"
REF.: A-101, A-101A, A-101B, A-101C, A-121, A1/A-151, A3 & C3/A-416 & C401

SHEET 1.52
SHEET 1.52

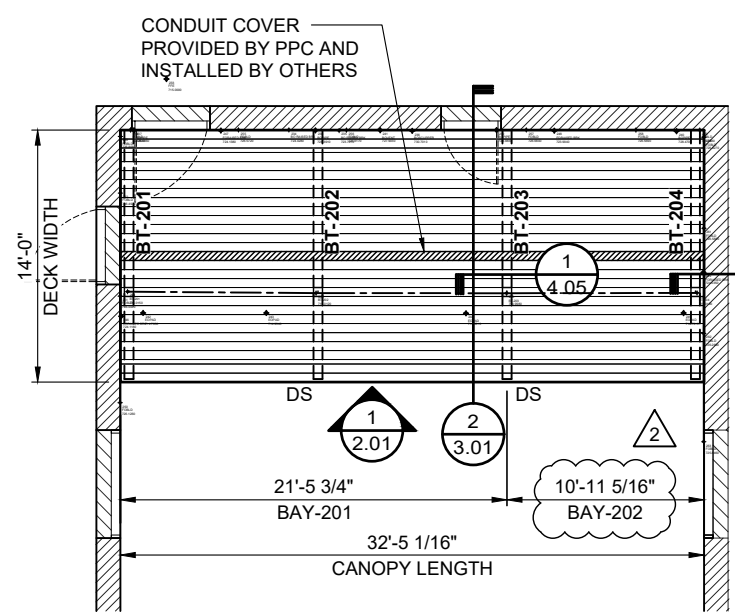
**PROPOSED BUILDING
F.F.E.=715.00'**



DWG BY	LKA
CC	
SUBJECT	PRELIMINARY FILE & FIELD
DATE	2/20/19
REV.	1 2/20/19
	2 3/30/20
	AS-BUILTS

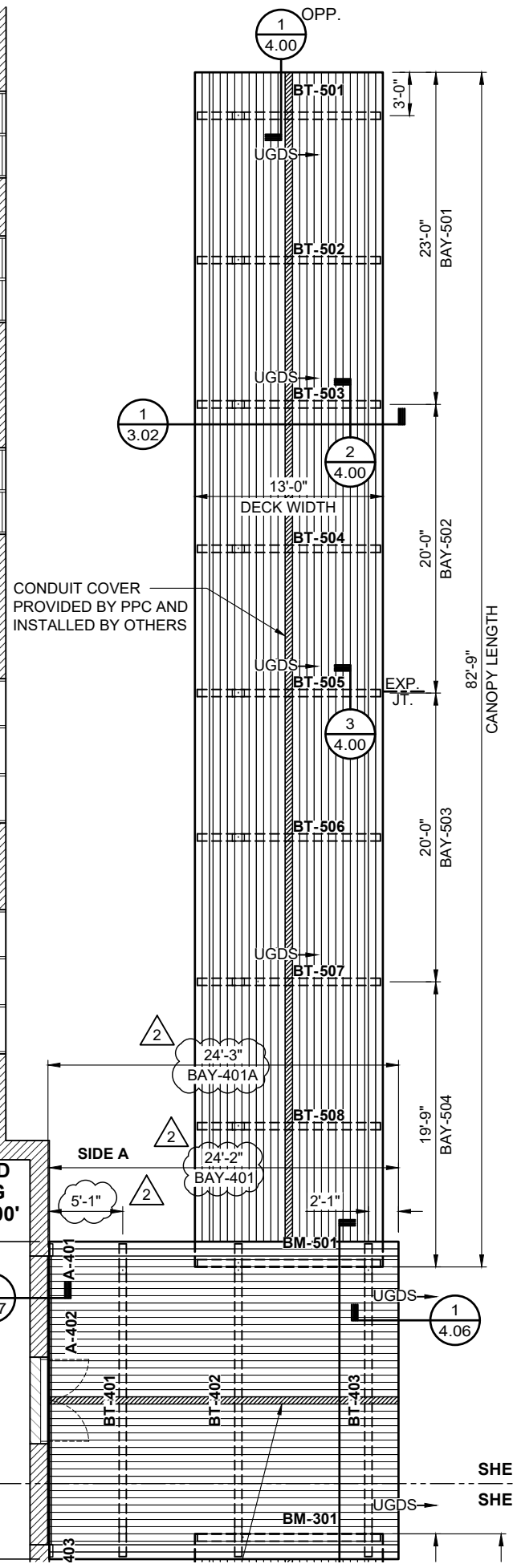
PROJECT: BELMONT MIDDLE SCHOOL
CUSTOMER: BEAM CONSTRUCTION COMPANY, INC.
ARCHITECT: LS3P ASSOCIATES LTD.
LOCATION: SOUTH POINT ROAD, NC

DATE:	2/1/19
DWN. BY:	LKA
CHKD. BY:	RW
DRAWING NO.:	1.52
PPC JOB NO.:	7164



1 DECK PLAN
 1.53 SCALE: 3/32"=1'-0" CANOPY: B
 REF.: A-101B, A-121B, A1/A-151 & A1/A-408

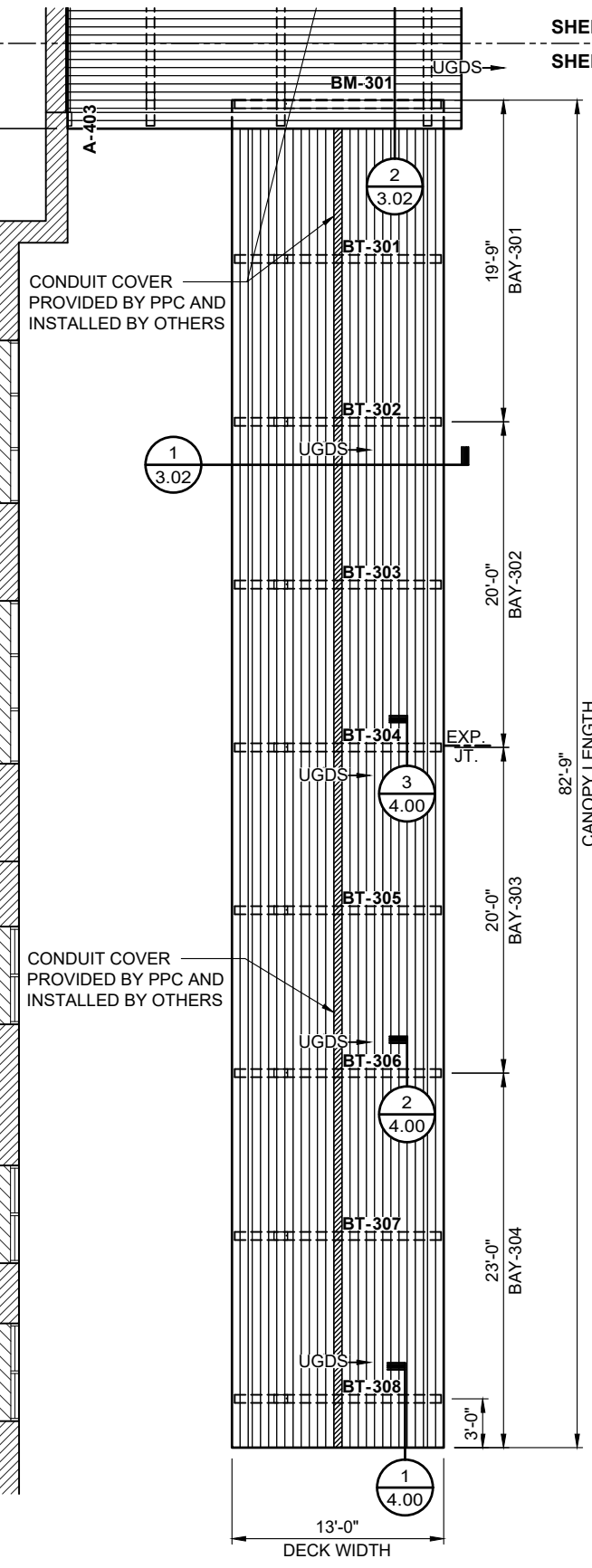
PROPOSED BUILDING
 F.F.E.=715.00'



CONDUIT COVER PROVIDED BY PPC AND INSTALLED BY OTHERS

SHEET 1.53
 SHEET 1.53

PROPOSED BUILDING
 F.F.E.=715.00'



CONDUIT COVER PROVIDED BY PPC AND INSTALLED BY OTHERS

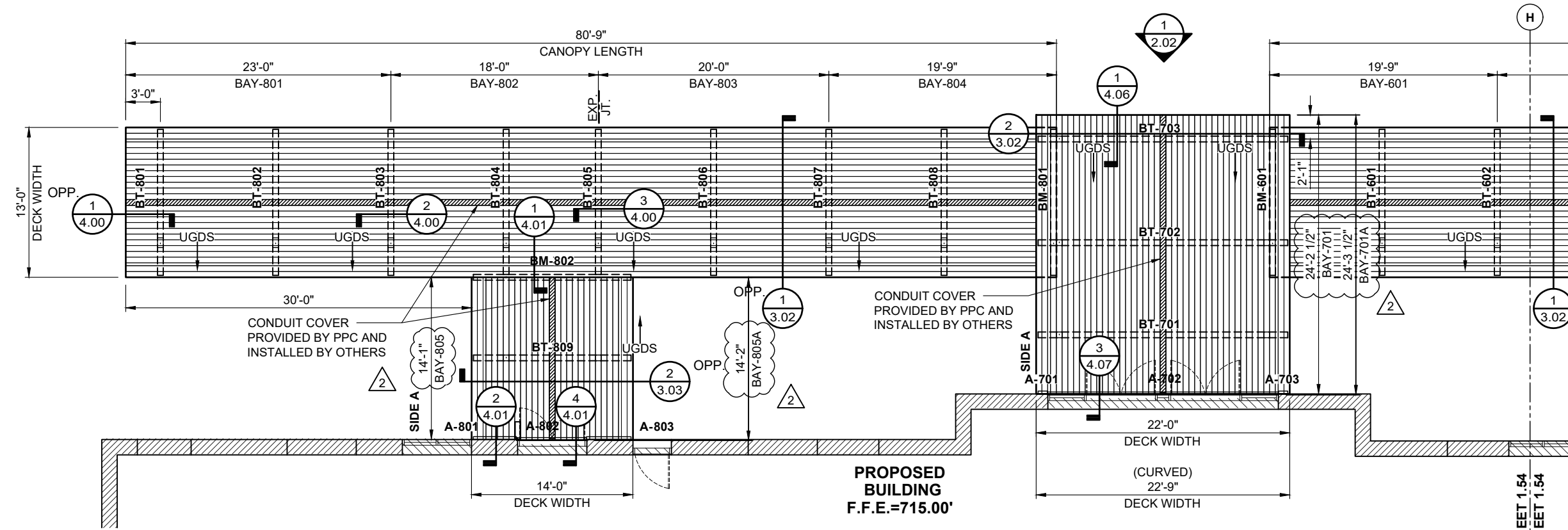
2 DECK PLAN
 1.53 SCALE: 3/32"=1'-0" CANOPIES: C, D & E
 REF.: A-101A, A-101B, A1/A-151, A5 & A6/A-415 & C401



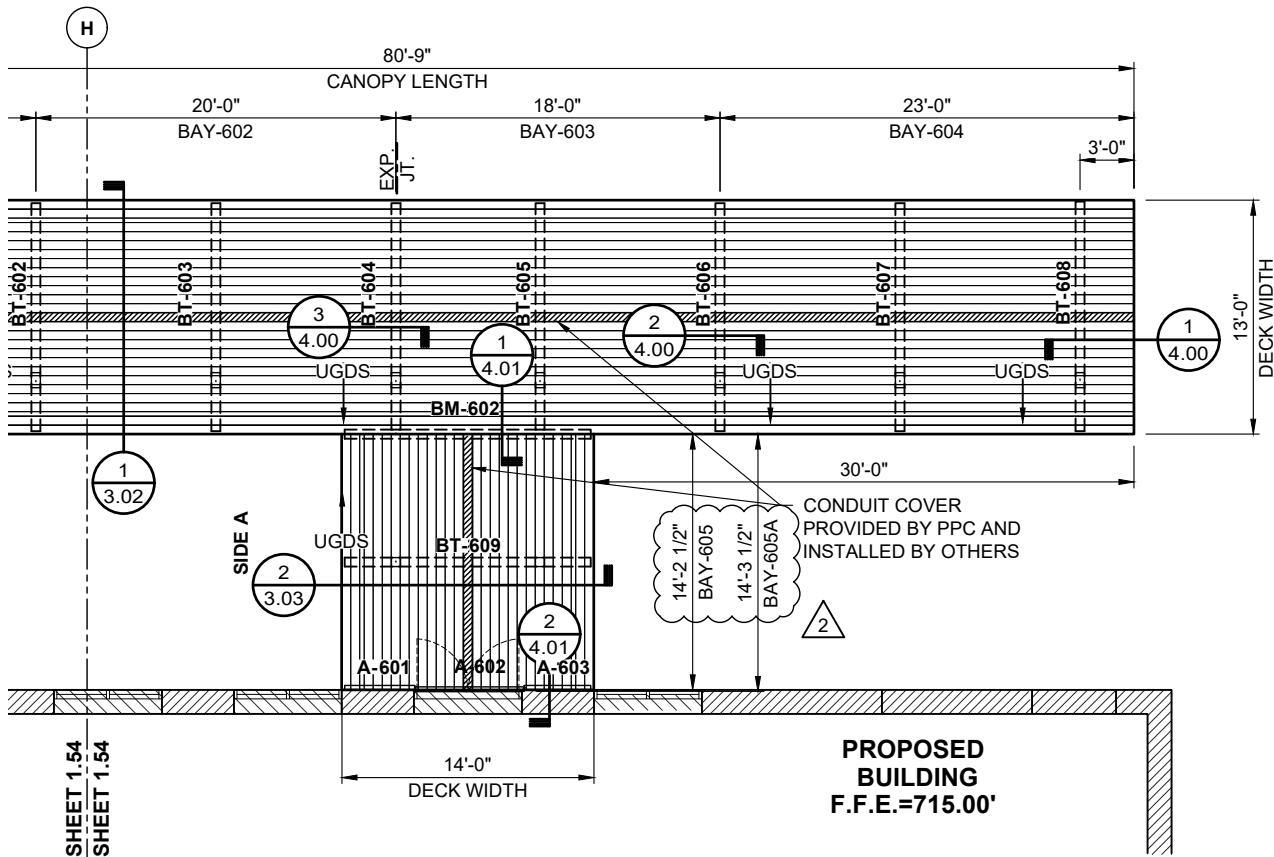
DWG BY	CC
SUBJECT	AS-BUILTS
DATE	3/30/20
REV.	2

PROJECT:	BELMONT MIDDLE SCHOOL
CUSTOMER:	BEAM CONSTRUCTION COMPANY, INC.
ARCHITECT:	LS3P ASSOCIATES LTD.
LOCATION:	SOUTH POINT ROAD, NC
DATE:	2/1/19
DWN. BY:	LKA
CHKD. BY:	RW
DRAWING NO.:	1.53
PPC JOB NO.:	7164

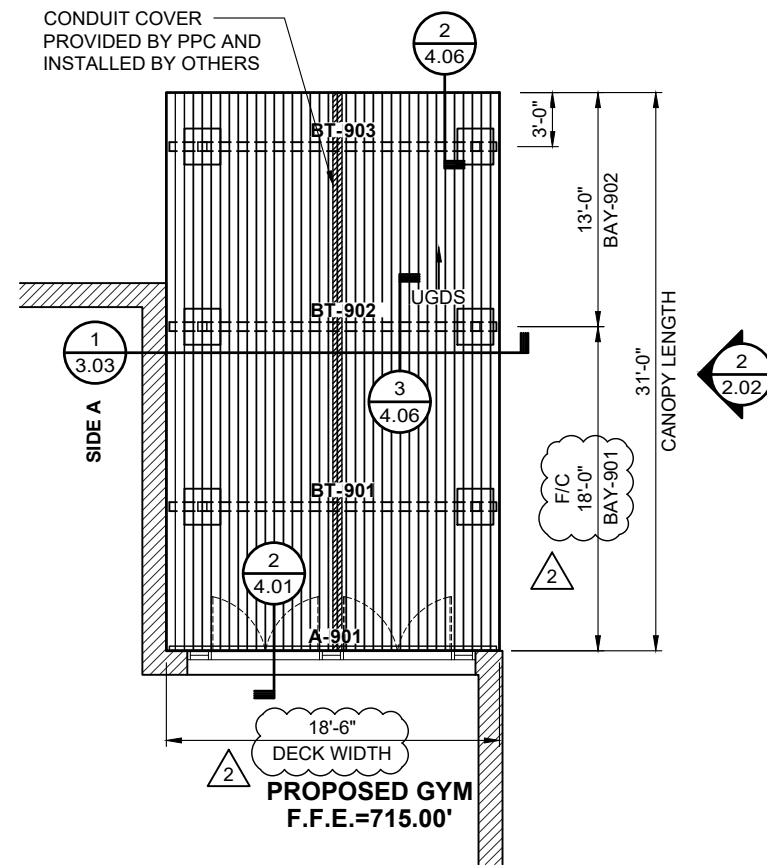
PRINT: 6/27/2020
 SAVE: 6/27/2020
 D:\QOBS\7164\7164-FF.dwg



SHEET 1.54
SHEET 1.54



SHEET 1.54
SHEET 1.54

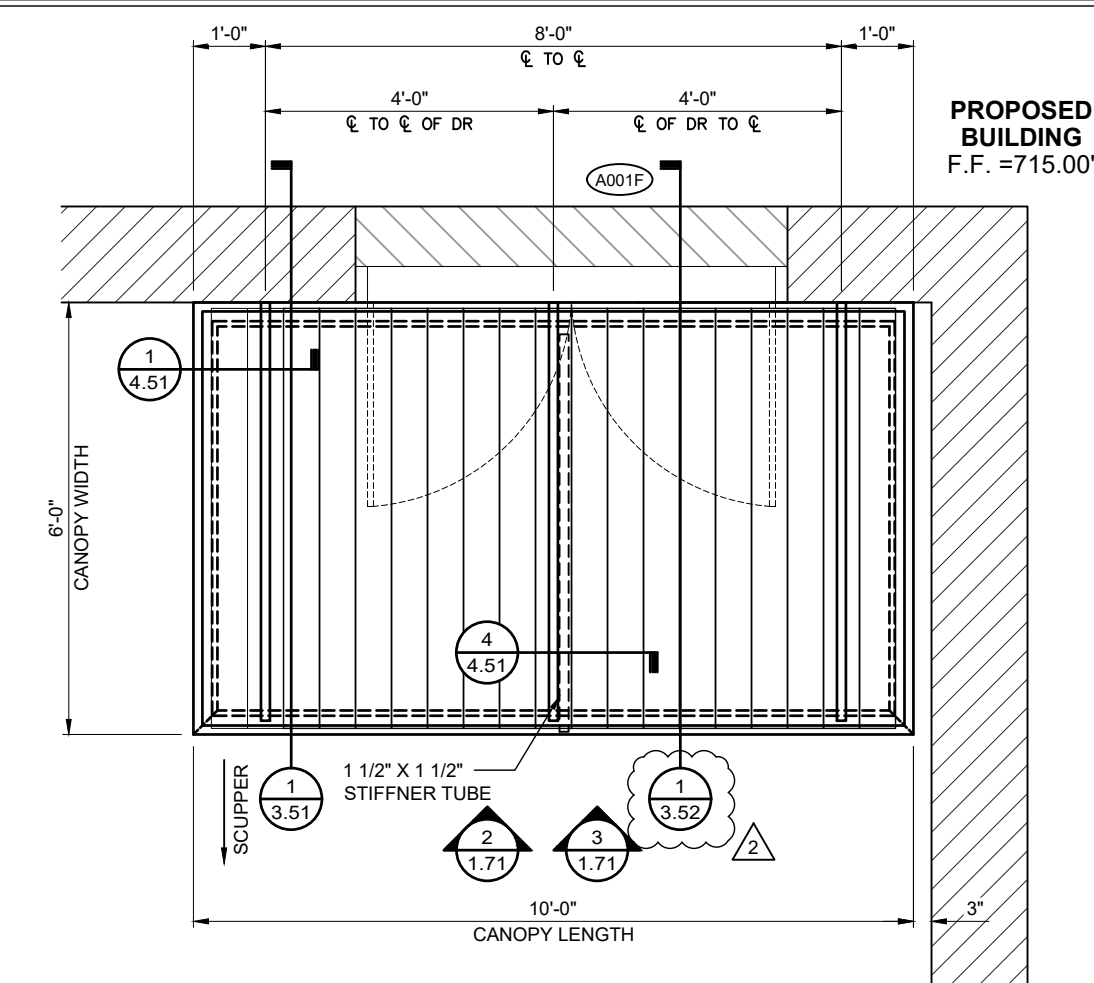


1 DECK PLAN
SCALE: 3/32"=1'-0" CANOPIES: F, G & H
REF.: A-101A, A1/A-151, A1 & B1/A-415 & C401

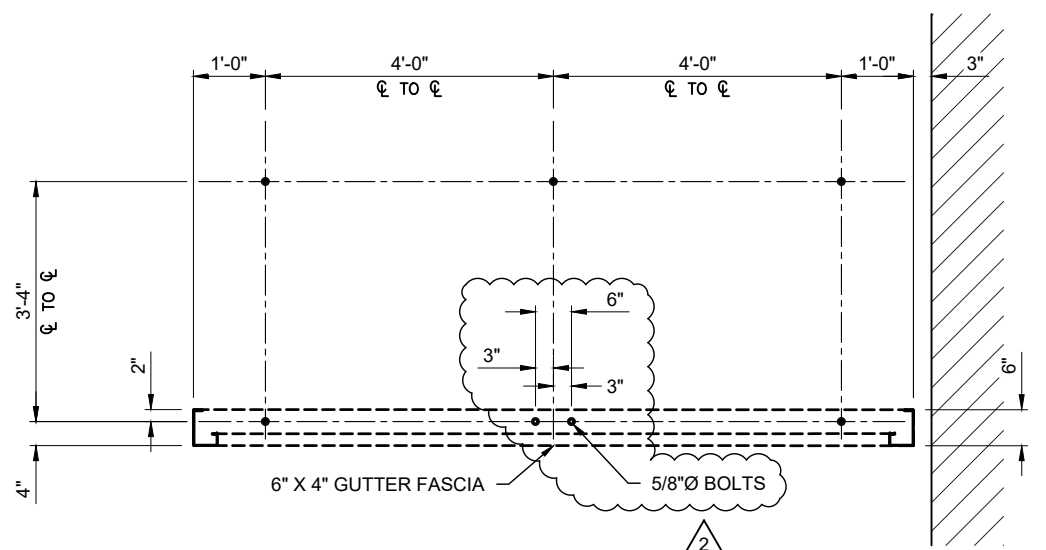
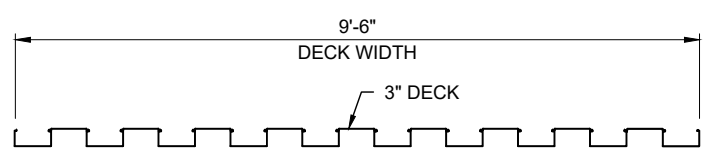
2 DECK PLAN
SCALE: 3/32"=1'-0" CANOPY: J
REF.: A-101C, A1/A-151 C1 & C2/A-415 & C401

DWG BY	CC
SUBJECT	AS-BUILTS
DATE	3/30/20
REV.	2

PROJECT:	BELMONT MIDDLE SCHOOL
CUSTOMER:	BEAM CONSTRUCTION COMPANY, INC.
ARCHITECT:	LS3P ASSOCIATES LTD.
LOCATION:	SOUTH POINT ROAD, NC
DATE:	2/1/19
DWN. BY:	LKA
CHKD. BY:	RW
DRAWING NO.:	1.54
PPC JOB NO.:	7164

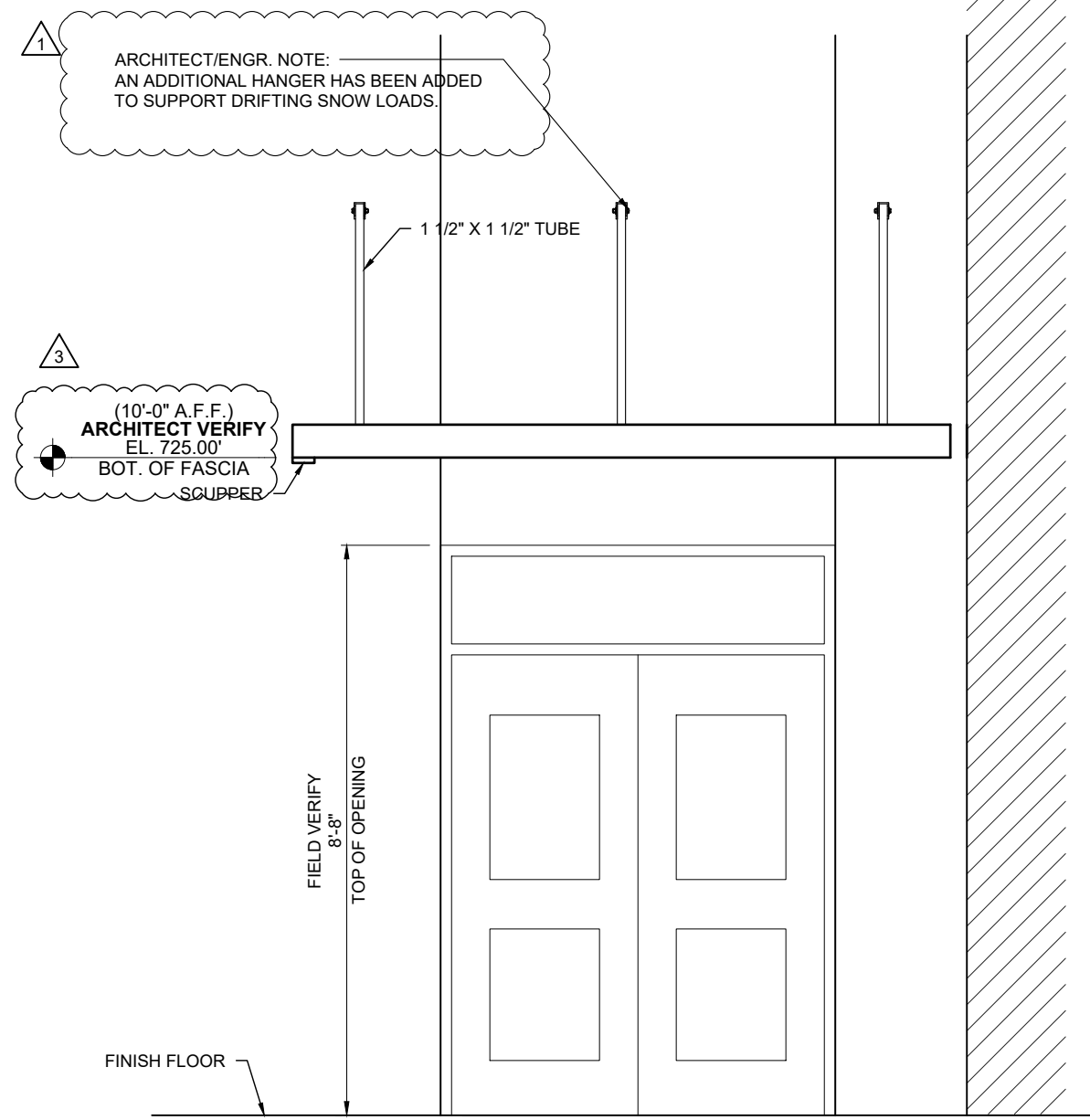


1 HANGER CANOPY PLAN
 SCALE: 3/8"=1'-0" CANOPY: K
 REF.: A-101B & B2/A-418



2 BOLT SETTING ELEVATION
 SCALE: 3/8"=1'-0" CANOPY: K
 REF.: NONE

PROPOSED BUILDING
 F.F. = 715.00'

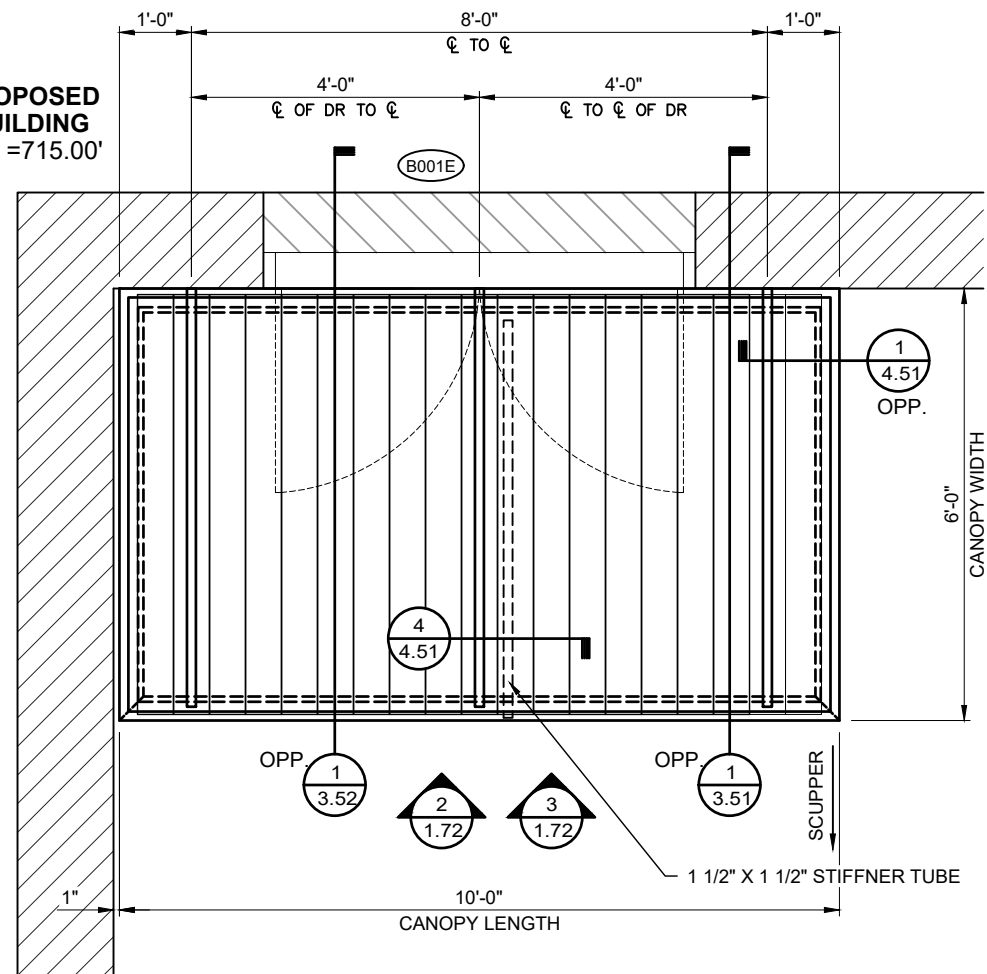


3 ELEVATION
 SCALE: 3/8"=1'-0" CANOPY: K
 REF.: A1/A-203 & A4/A-418

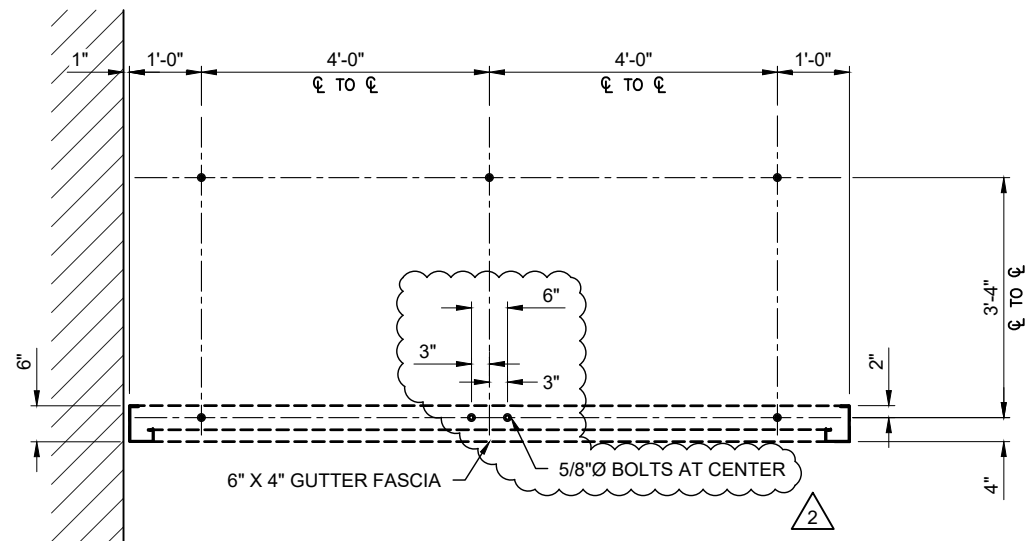
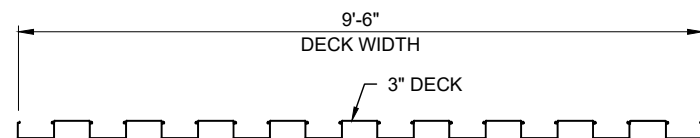


PROJECT:	BELMONT MIDDLE SCHOOL		
CUSTOMER:	BEAM CONSTRUCTION COMPANY, INC.		
ARCHITECT:	LS3P ASSOCIATES LTD.		
LOCATION:	SOUTH POINT ROAD, NC		
DATE:	2/1/19		
DWN BY:	LKA		
CHKD BY:	RW		
DRAWING NO.	1.71		
PPC JOB NO.	7164		
DWG BY:	LKA		
CC			
REV:	1	2/20/19	PRELIMINARY FILE & FIELD
REV:	2	3/30/20	AS-BUILTS
REV:	3	8/27/20	CANOPIES K & L ELEVATION REVISIONS
SUBJECT:	PRELIMINARY FILE & FIELD		

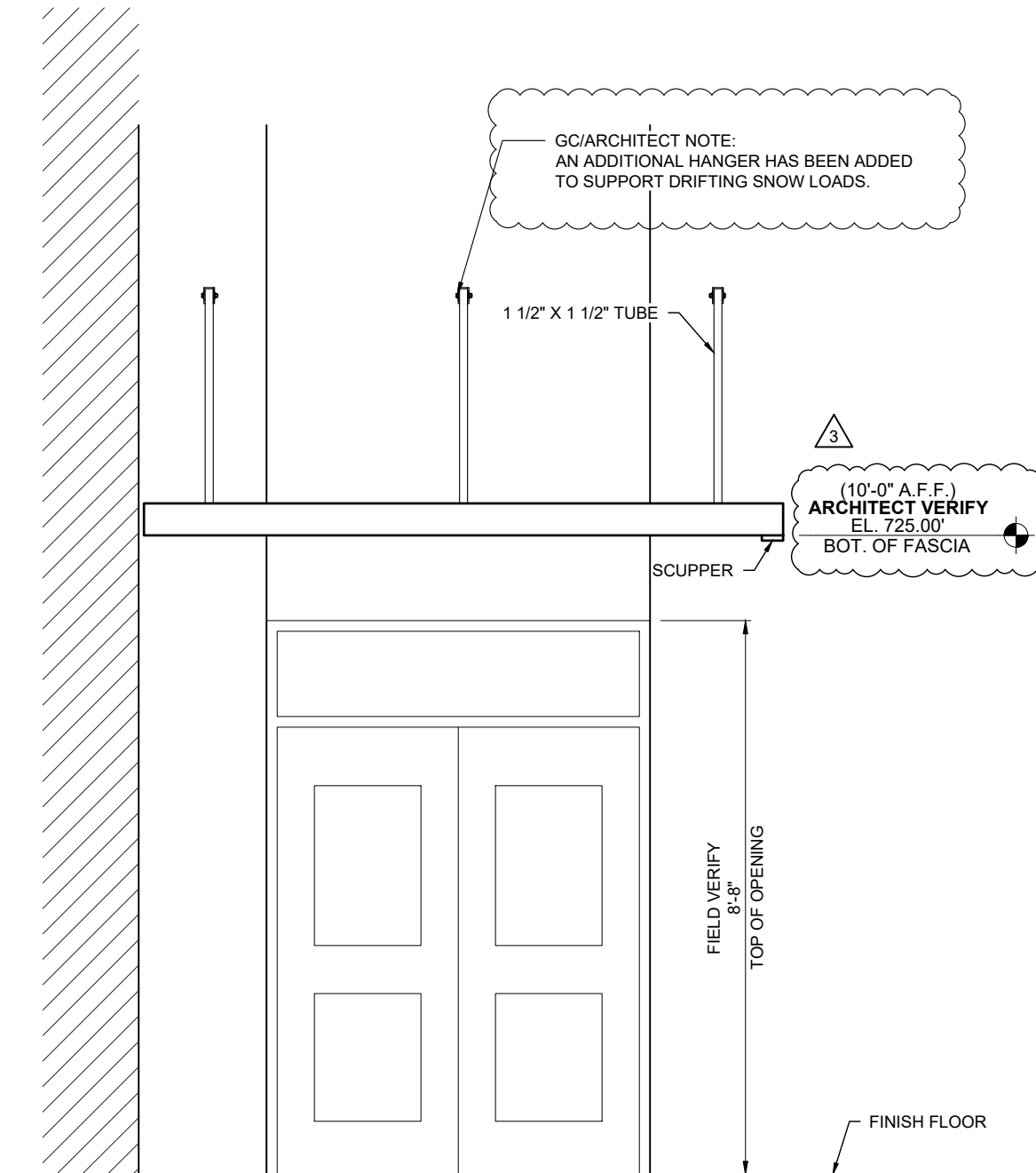
PROPOSED BUILDING
F.F. = 715.00'




1 HANGER CANOPY PLAN
SCALE: 3/8"=1'-0" CANOPY: L
REF.: A-101B & B2/A-418



2 BOLT SETTING ELEVATION
SCALE: 3/8"=1'-0" CANOPY: L
REF.: NONE



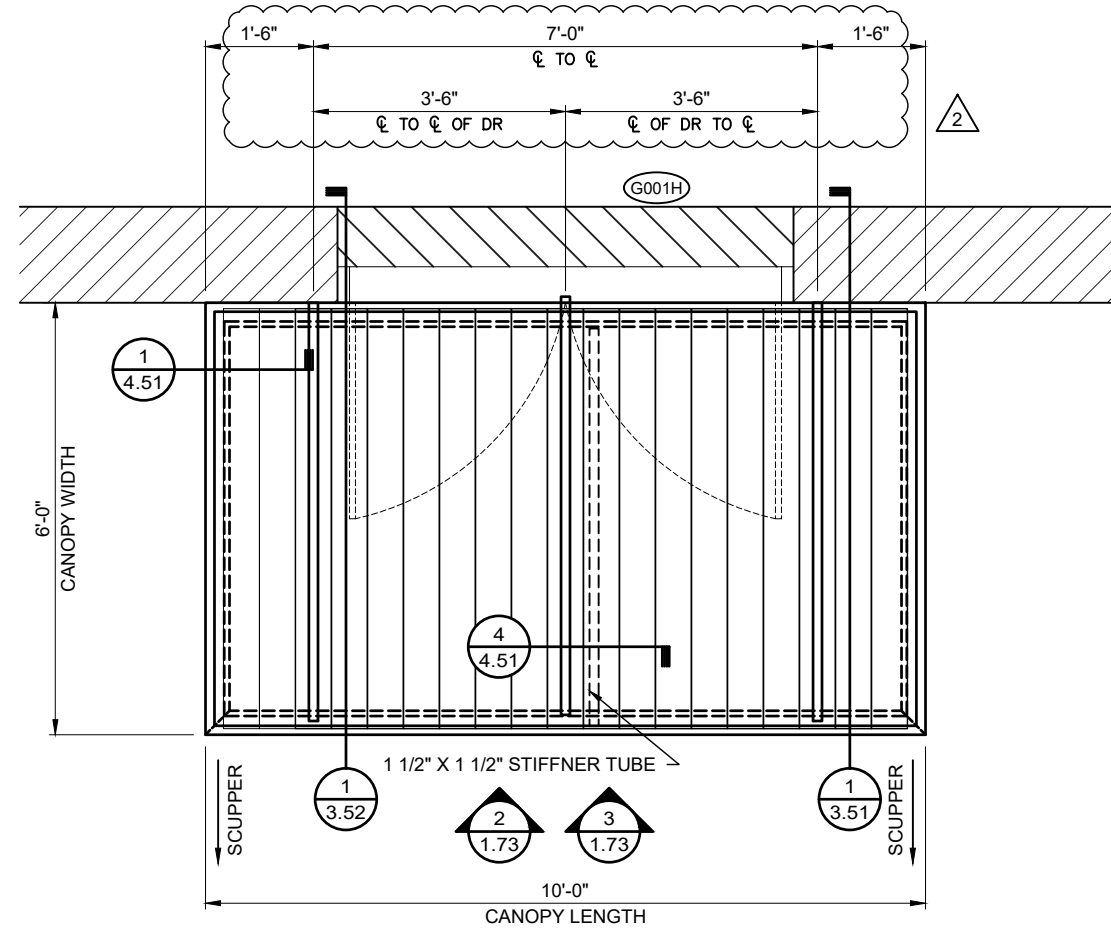
3 ELEVATION
SCALE: 3/8"=1'-0" CANOPY: L
REF.: A1/A-203 & A4/A-418



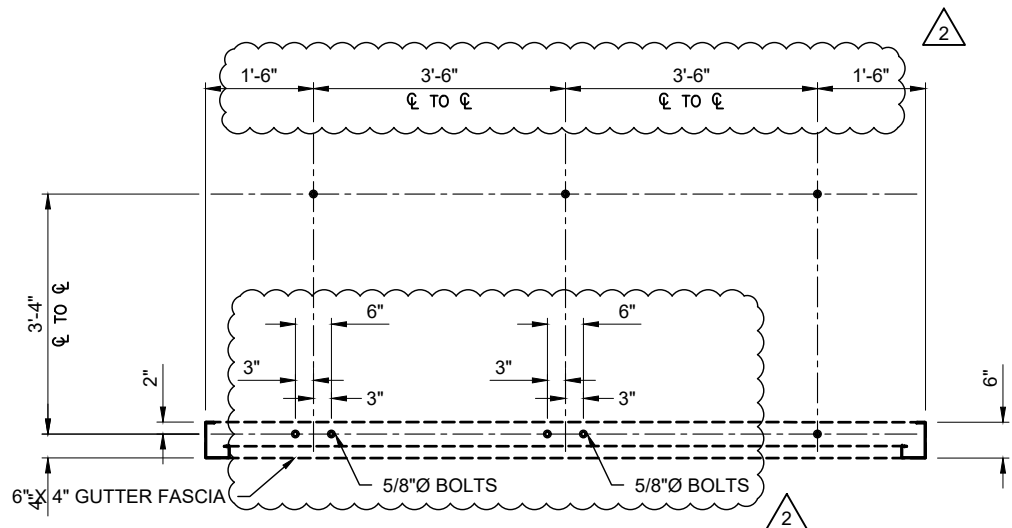
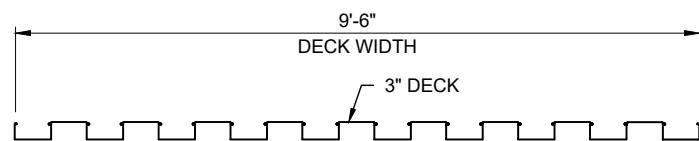
DWG BY	CC
SUBJECT	AS-BUILTS
DATE	3/30/20
REV.	2 3/30/20 3 8/27/20
REVISIONS	CANOPES K & L ELEVATION

PROJECT:	BELMONT MIDDLE SCHOOL
CUSTOMER:	BEAM CONSTRUCTION COMPANY, INC.
ARCHITECT:	LS3P ASSOCIATES LTD.
LOCATION:	SOUTH POINT ROAD, NC

DATE:	2/1/19
DWN. BY:	LKA
CHKD. BY:	RW
DRAWING NO.:	1.72
PPC JOB NO.:	7164

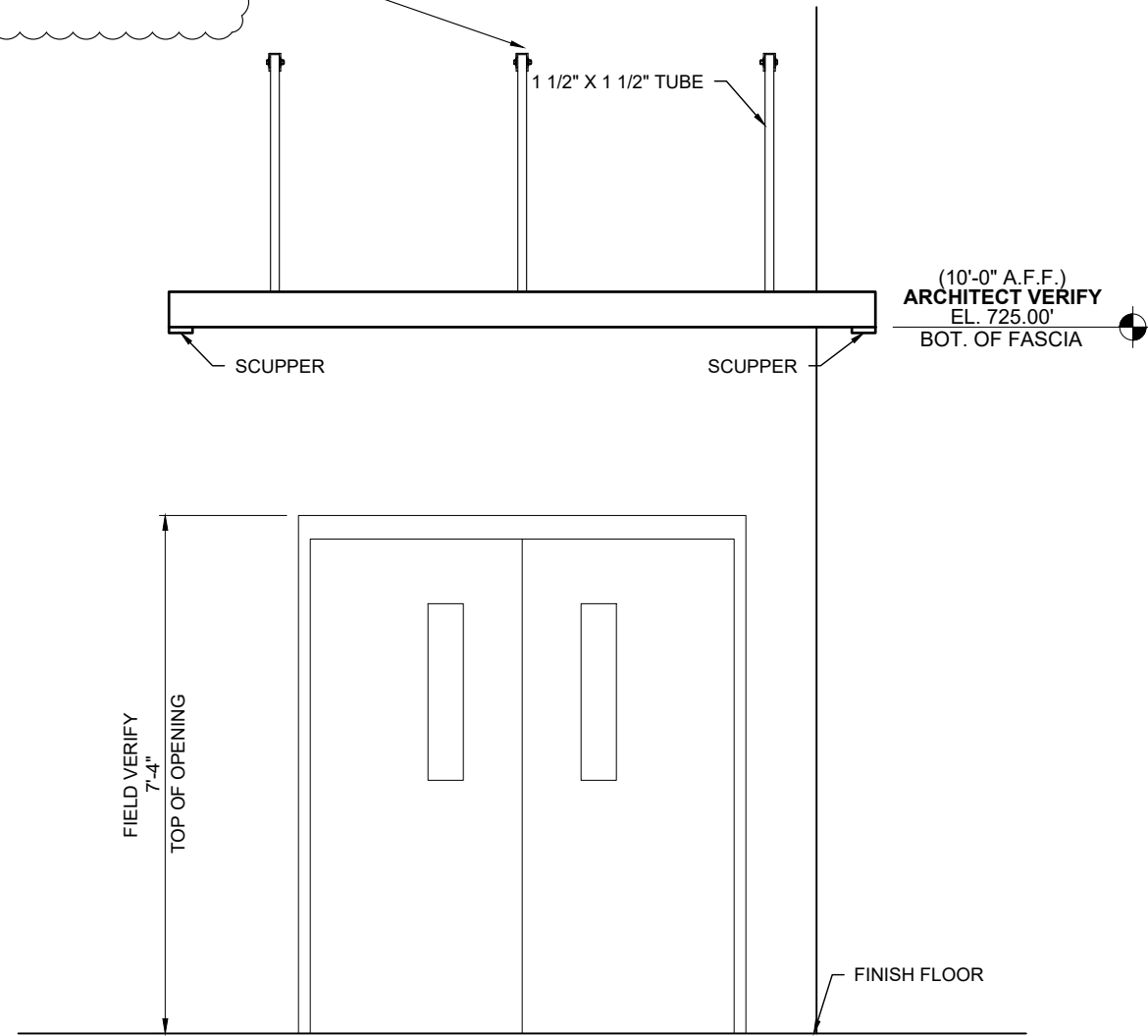


1 HANGER CANOPY PLAN
 1.73 SCALE: 3/8"=1'-0" CANOPY: M
 REF.: A-101C & B2/A-418



2 BOLT SETTING ELEVATION
 1.73 SCALE: 3/8"=1'-0" CANOPY: M
 REF.: NONE

GC/ARCHITECT NOTE:
 AN ADDITIONAL HANGER HAS BEEN ADDED
 TO SUPPORT DRIFTING SNOW LOADS.

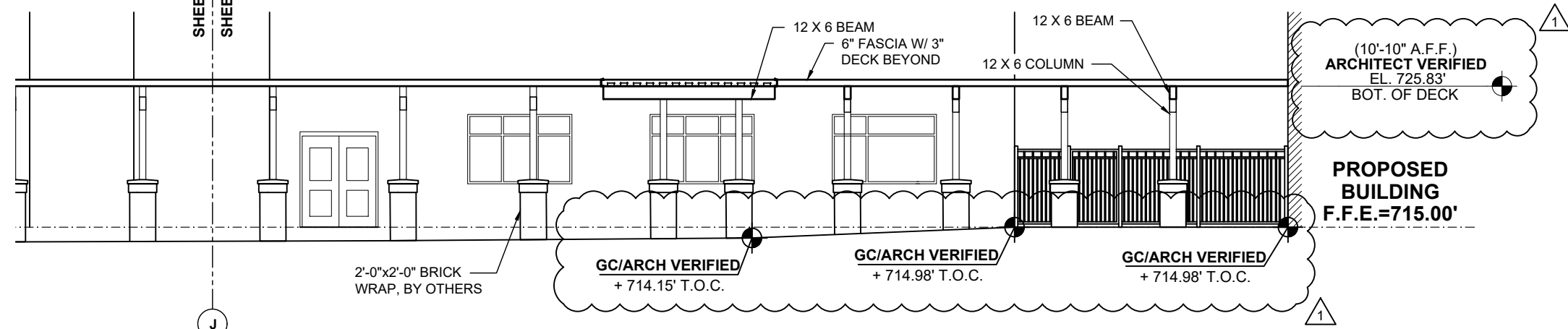
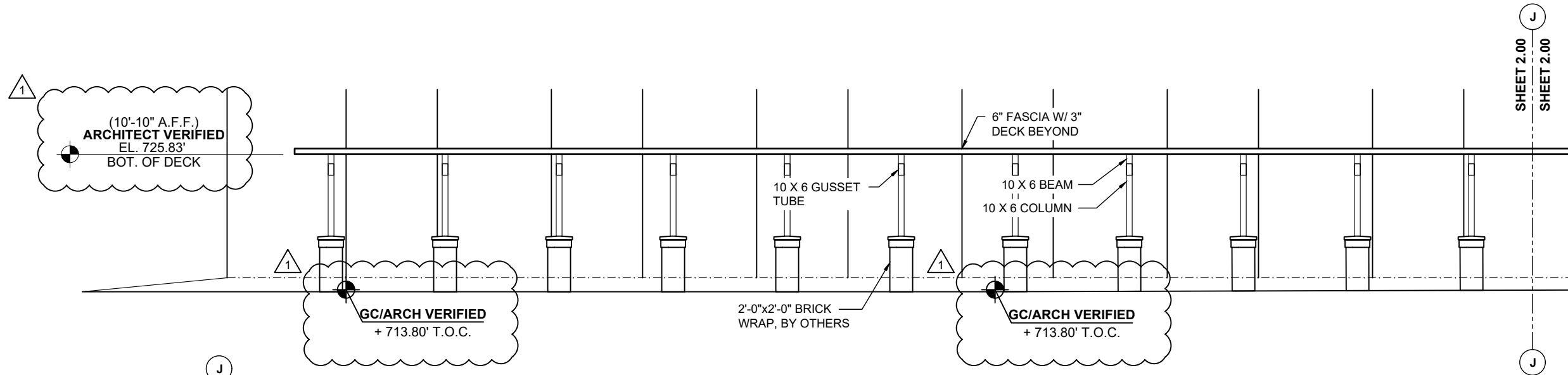


3 ELEVATION
 1.73 SCALE: 3/8"=1'-0" CANOPY: M
 REF.: B1/A-205 & A4/A-418 (OPP.)

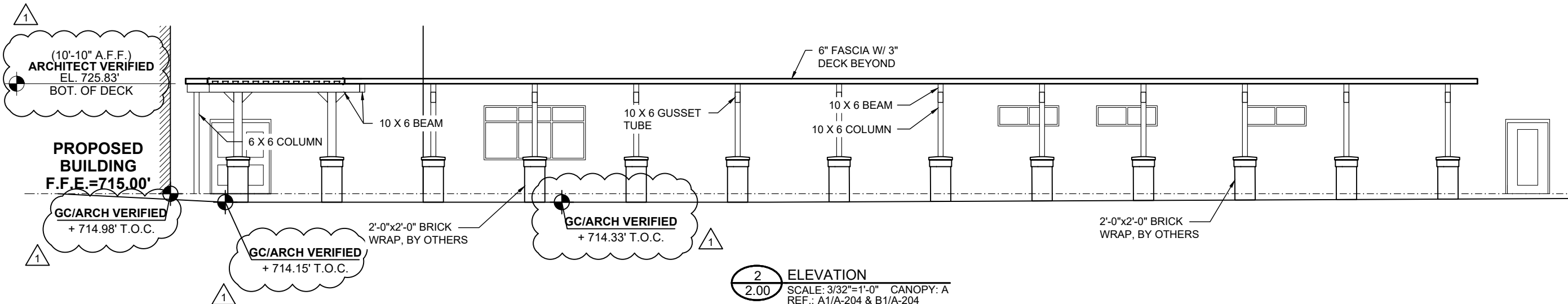


DWG BY:	CC
SUBJECT:	AS-BUILTS
DATE:	3/30/20
REV:	2

PROJECT:	BELMONT MIDDLE SCHOOL
CUSTOMER:	BEAM CONSTRUCTION COMPANY, INC.
ARCHITECT:	LS3P ASSOCIATES LTD.
LOCATION:	SOUTH POINT ROAD, NC
DATE:	2/1/19
DWN. BY:	LKA
CHKD. BY:	RW
DRAWING NO.:	1.73
PPC JOB NO.:	7164



1 ELEVATION
 SCALE: 3/32"=1'-0" CANOPY: A
 REF.: E1/A-201

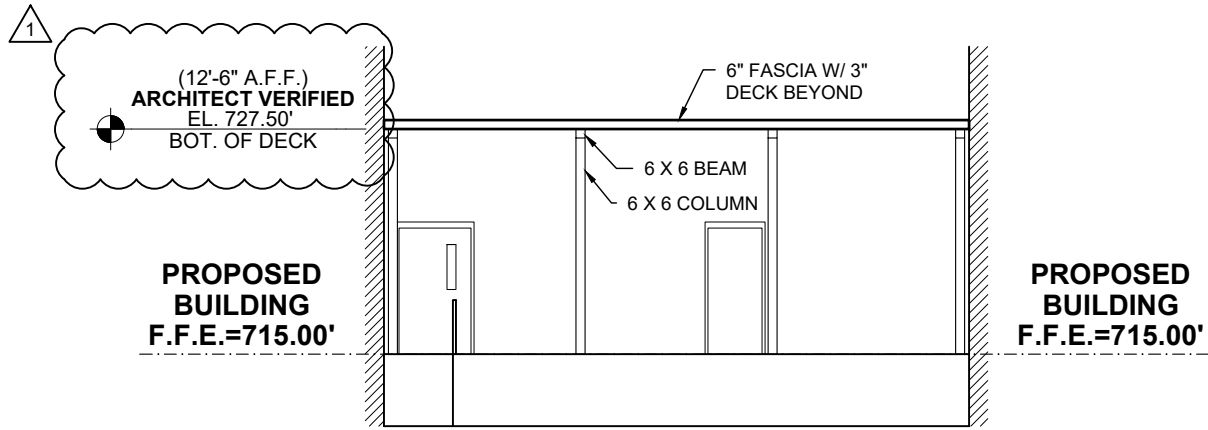


2 ELEVATION
 SCALE: 3/32"=1'-0" CANOPY: A
 REF.: A1/A-204 & B1/A-204

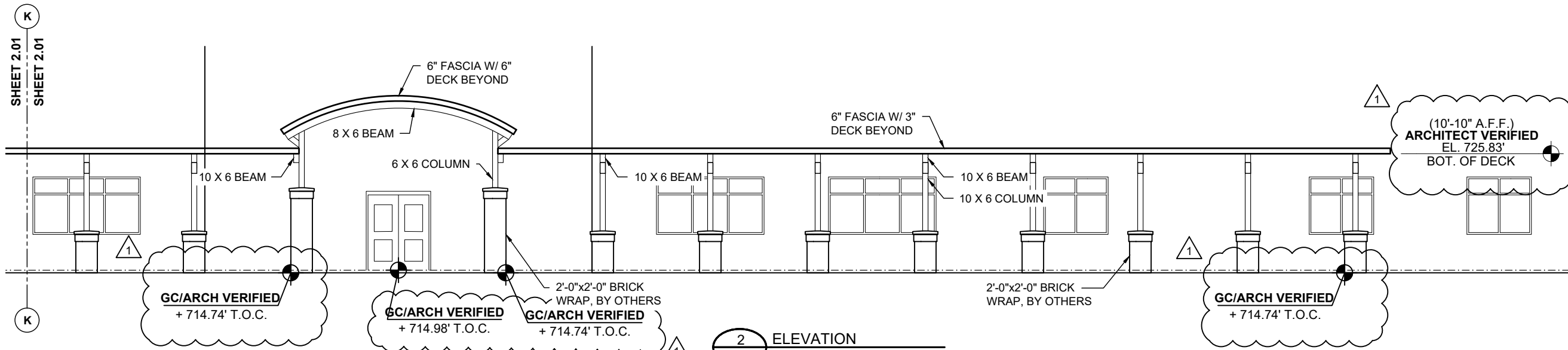
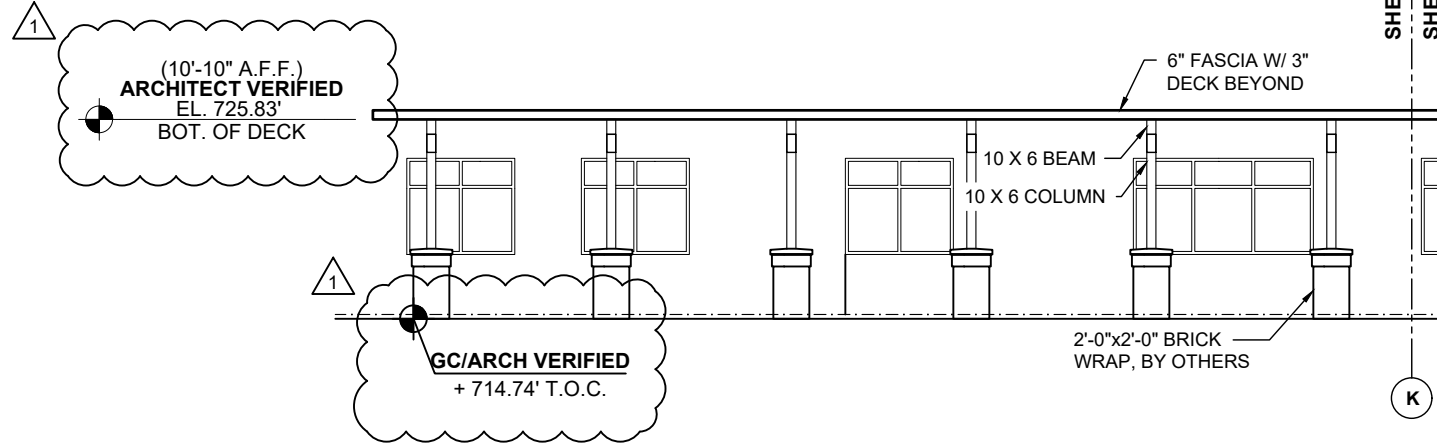
DWG BY	LKA
SUBJECT	PRELIMINARY FILE & FIELD
DATE	2/20/19
REV.	1

PROJECT:	BELMONT MIDDLE SCHOOL
CUSTOMER:	BEAM CONSTRUCTION COMPANY, INC.
ARCHITECT:	LS3P ASSOCIATES LTD.
LOCATION:	SOUTH POINT ROAD, NC

DATE:	2/1/19
DWN. BY:	LKA
CHKD. BY:	RW
DRAWING NO.:	2.00
PPC JOB NO.:	7164



1
ELEVATION
2.01 SCALE: 3/32"=1'-0" CANOPY: B
REF.: D1/A-201



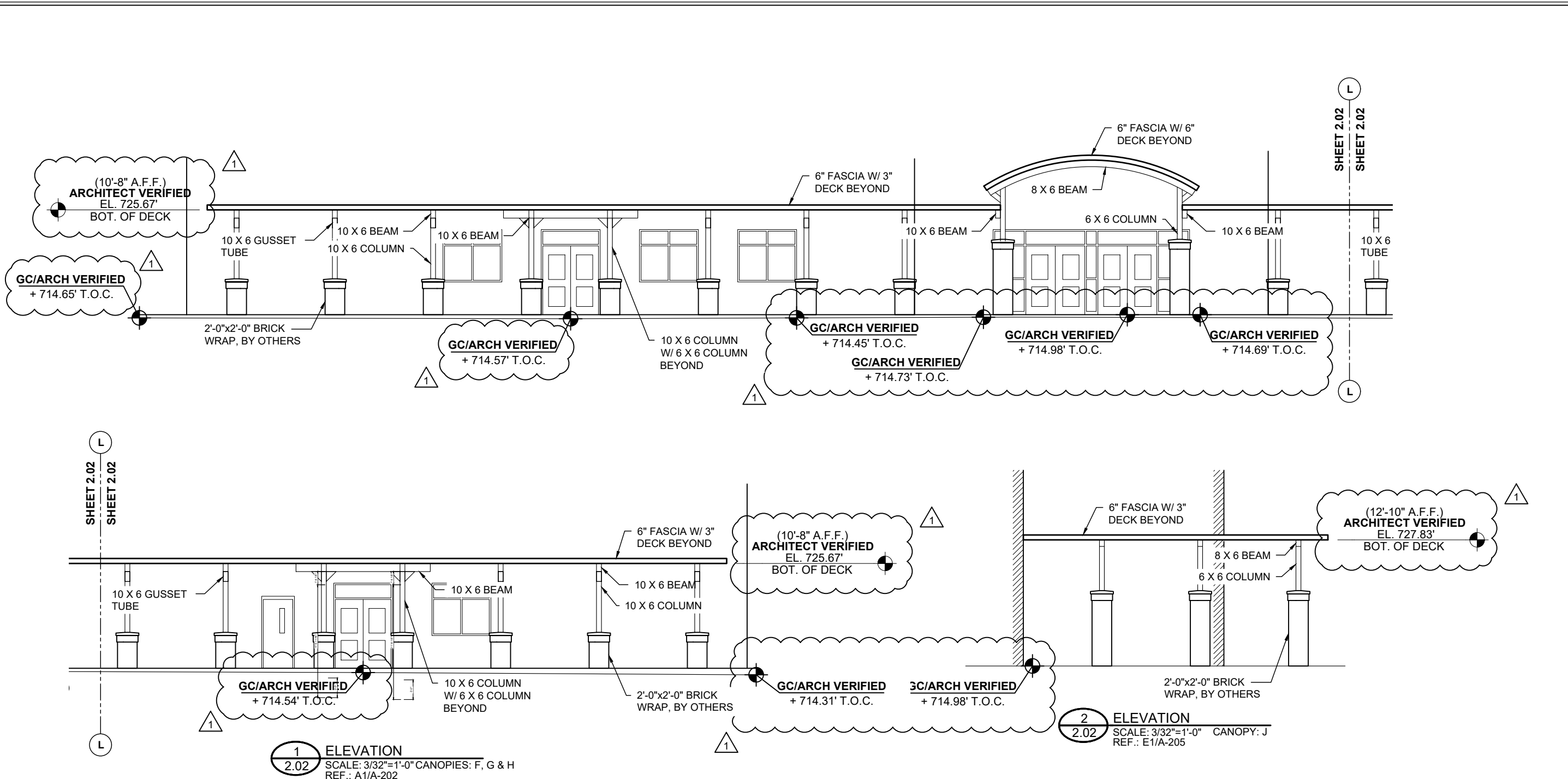
2
ELEVATION
2.01 SCALE: 3/32"=1'-0" CANOPIES: C, D & E
REF.: B1/A-202 & C1/A-202



DWG BY	LKA
SUBJECT	PRELIMINARY FILE & FIELD
DATE	2/20/19
REV.	1

PROJECT:	BELMONT MIDDLE SCHOOL
CUSTOMER:	BEAM CONSTRUCTION COMPANY, INC.
ARCHITECT:	LS3P ASSOCIATES LTD.
LOCATION:	SOUTH POINT ROAD, NC

DATE:	2/1/19
DWN. BY:	LKA
CHKD. BY:	RW
DRAWING NO.:	2.01
PPC JOB NO.:	7164



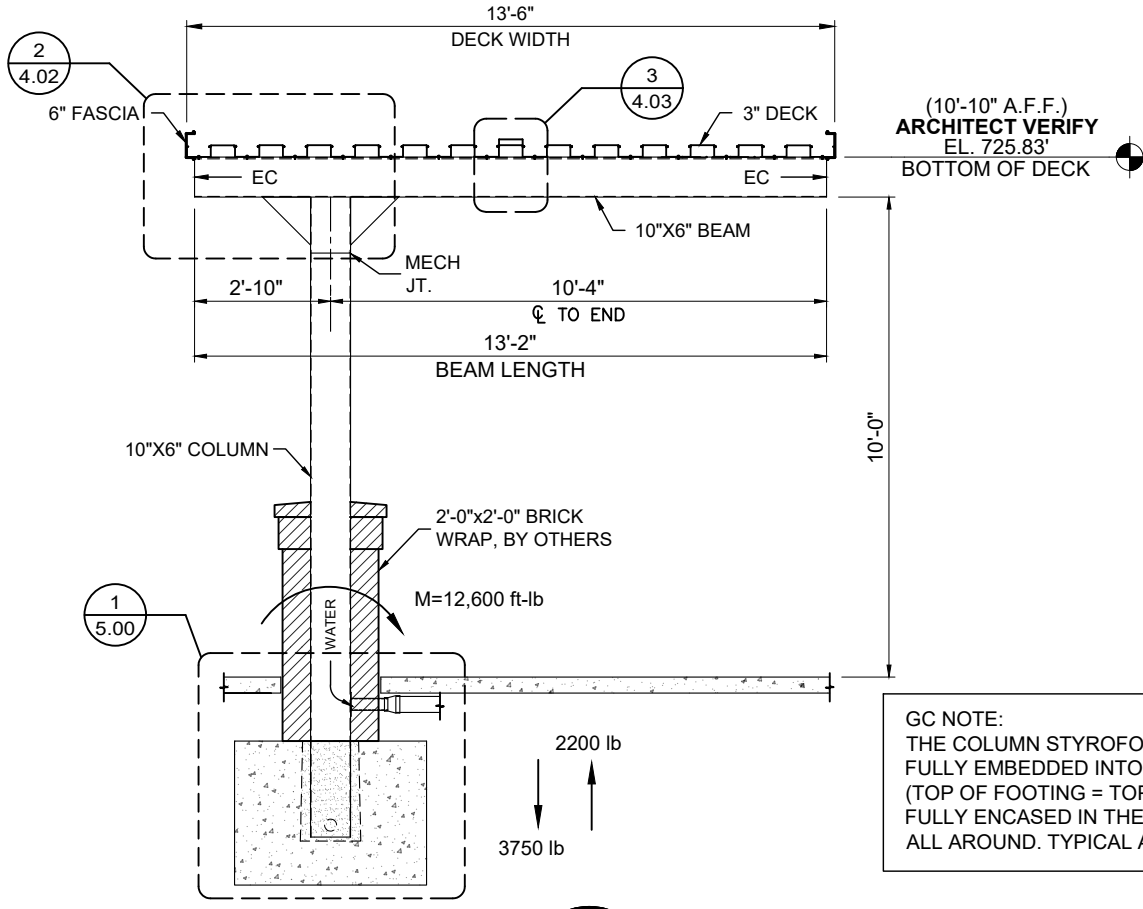
1 ELEVATION
2.02 SCALE: 3/32"=1'-0" CANOPIES: F, G & H
REF.: A1/A-202

2 ELEVATION
2.02 SCALE: 3/32"=1'-0" CANOPY: J
REF.: E1/A-205

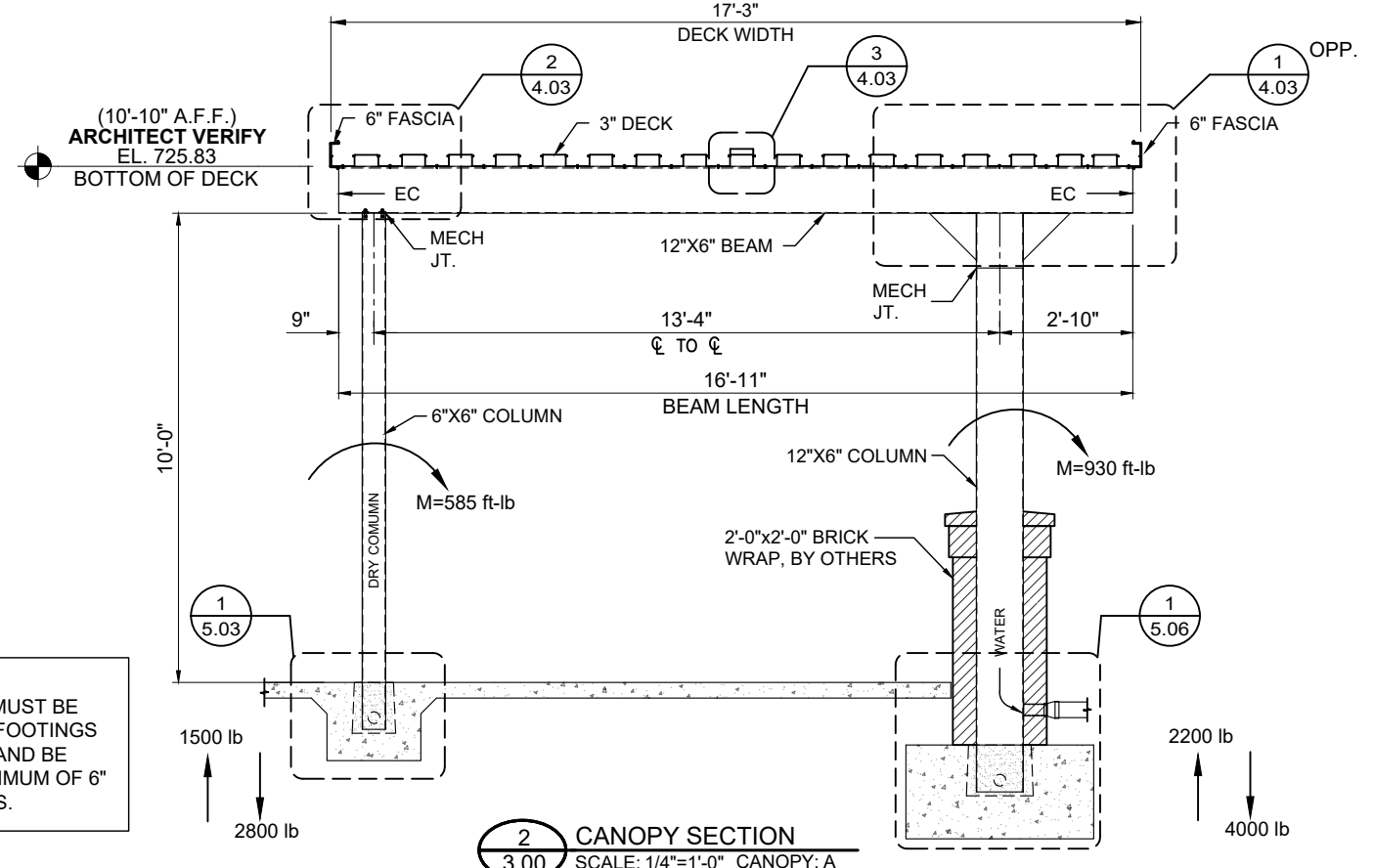
DWG BY	
SUBJECT	
DATE	
REV.	

PROJECT:	BELMONT MIDDLE SCHOOL
CUSTOMER:	BEAM CONSTRUCTION COMPANY, INC.
ARCHITECT:	LS3P ASSOCIATES LTD.
LOCATION:	SOUTH POINT ROAD, NC

DATE:	2/1/19
DWN. BY:	LKA
CHKD. BY:	RW
DRAWING NO.:	2.02
PPC JOB NO.:	7164

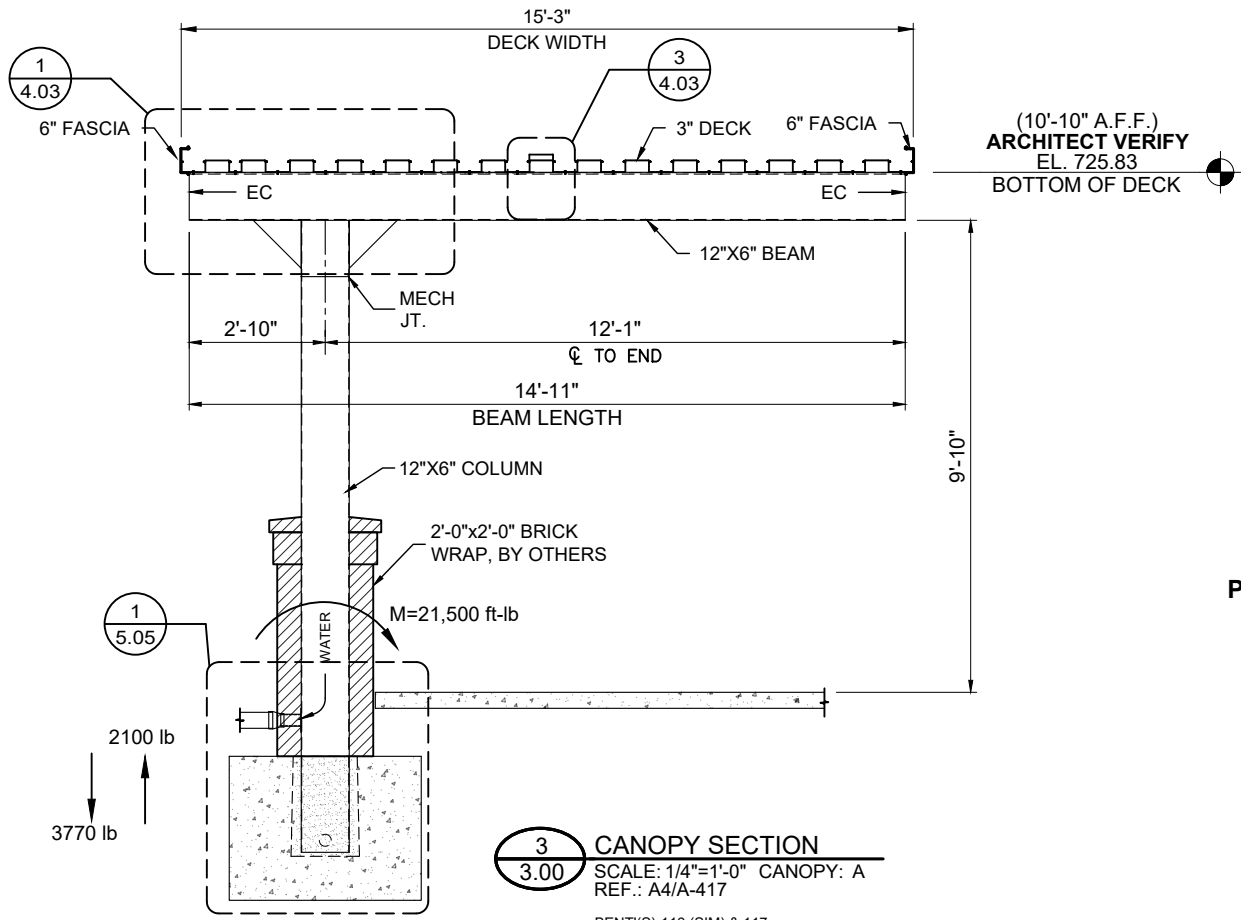


1 CANOPY SECTION
3.00 SCALE: 1/4"=1'-0" CANOPY: A
REF.: A4/A-417



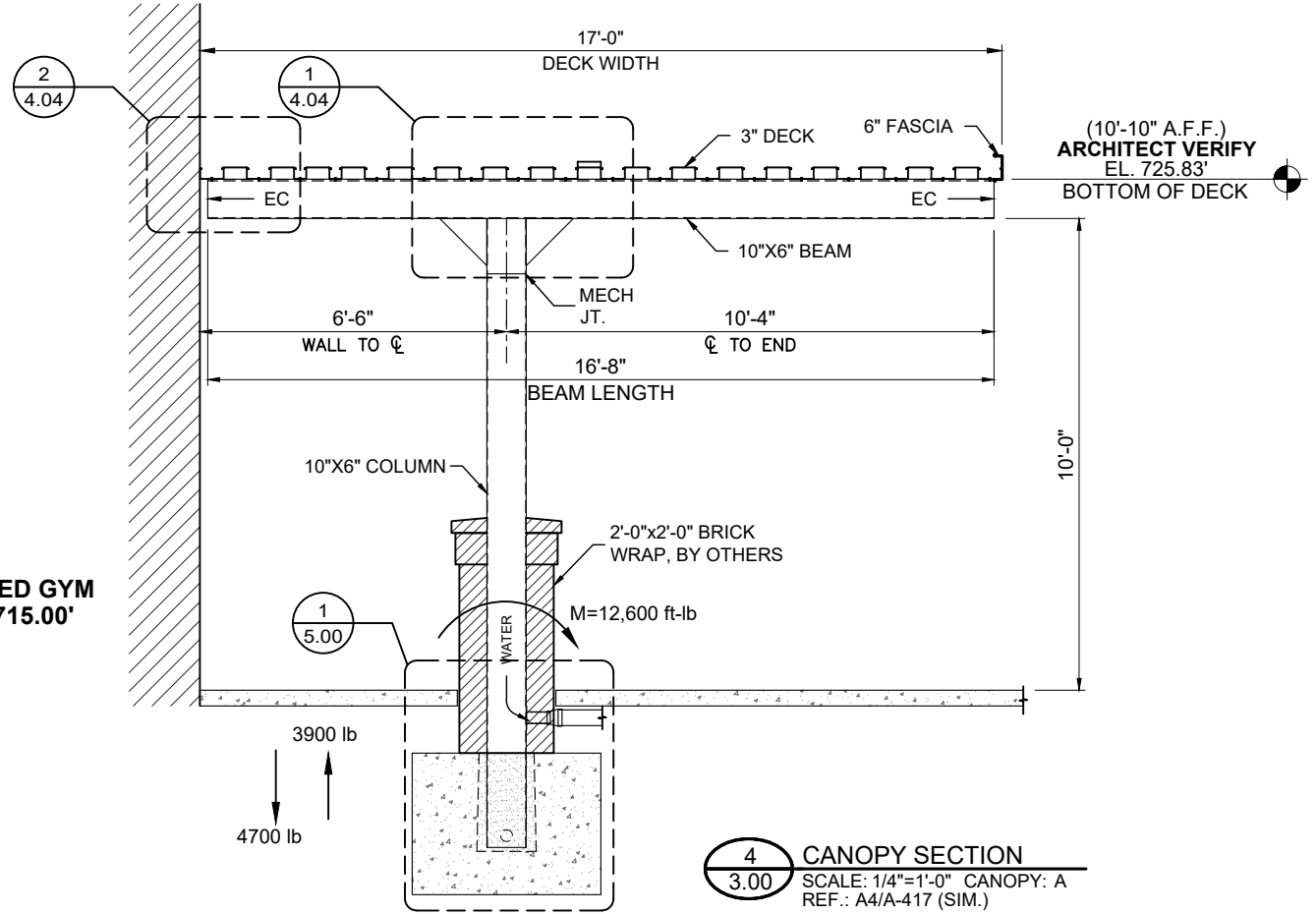
2 CANOPY SECTION
3.00 SCALE: 1/4"=1'-0" CANOPY: A
REF.: A3/A-417 (SIM.)
BENT(S): 118 & 119

GC NOTE:
THE COLUMN STYROFOAM BLOCKOUTS MUST BE FULLY EMBEDDED INTO THE CONCRETE FOOTINGS (TOP OF FOOTING = TOP OF BLOCKOUT) AND BE FULLY ENCASED IN THE FOOTINGS A MINIMUM OF 6" ALL AROUND. TYPICAL AT ALL LOCATIONS.



3 CANOPY SECTION
3.00 SCALE: 1/4"=1'-0" CANOPY: A
REF.: A4/A-417
BENT(S): 116 (SIM) & 117

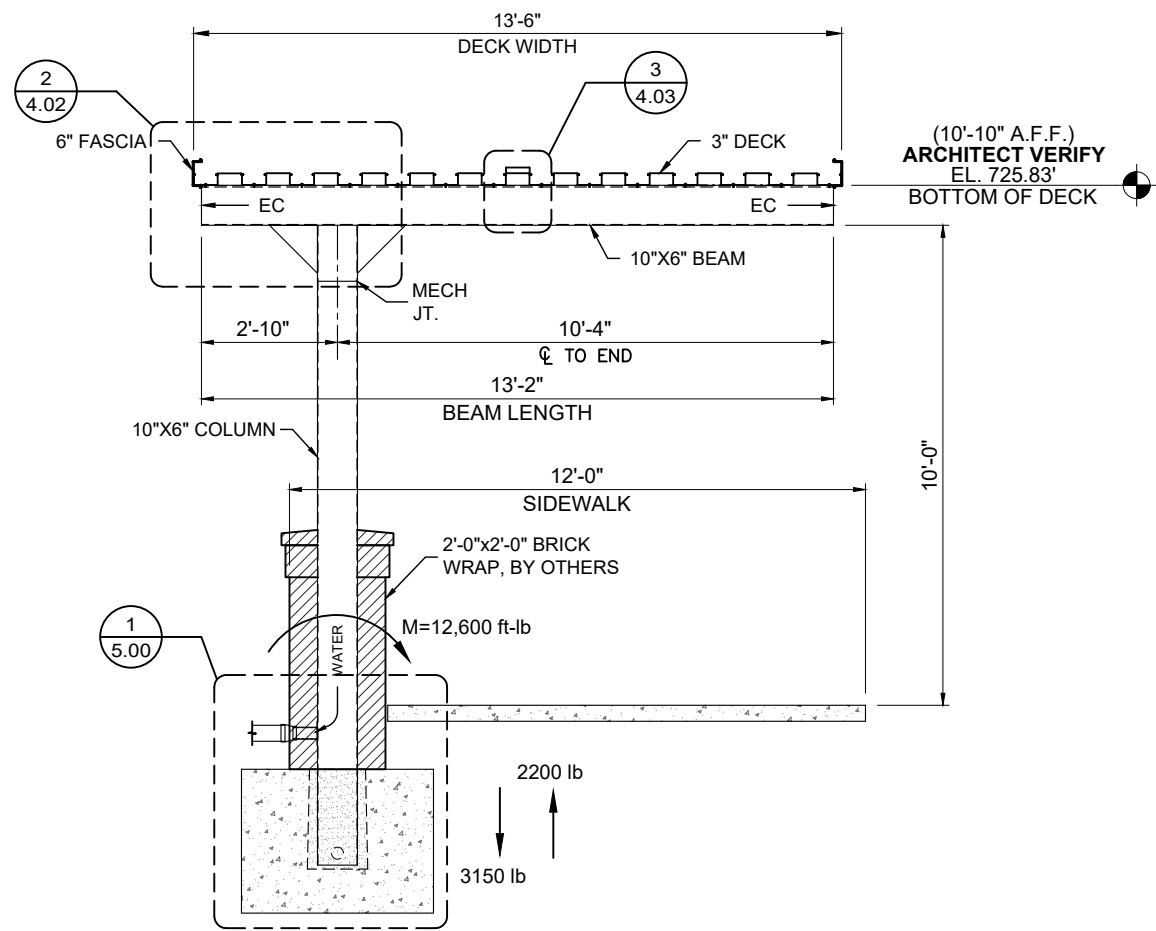
PROPOSED GYM
F.F.E.=715.00'



4 CANOPY SECTION
3.00 SCALE: 1/4"=1'-0" CANOPY: A
REF.: A4/A-417 (SIM.)
BENT(S): 112 & 113

DWG BY	SUBJECT
DATE	REV.

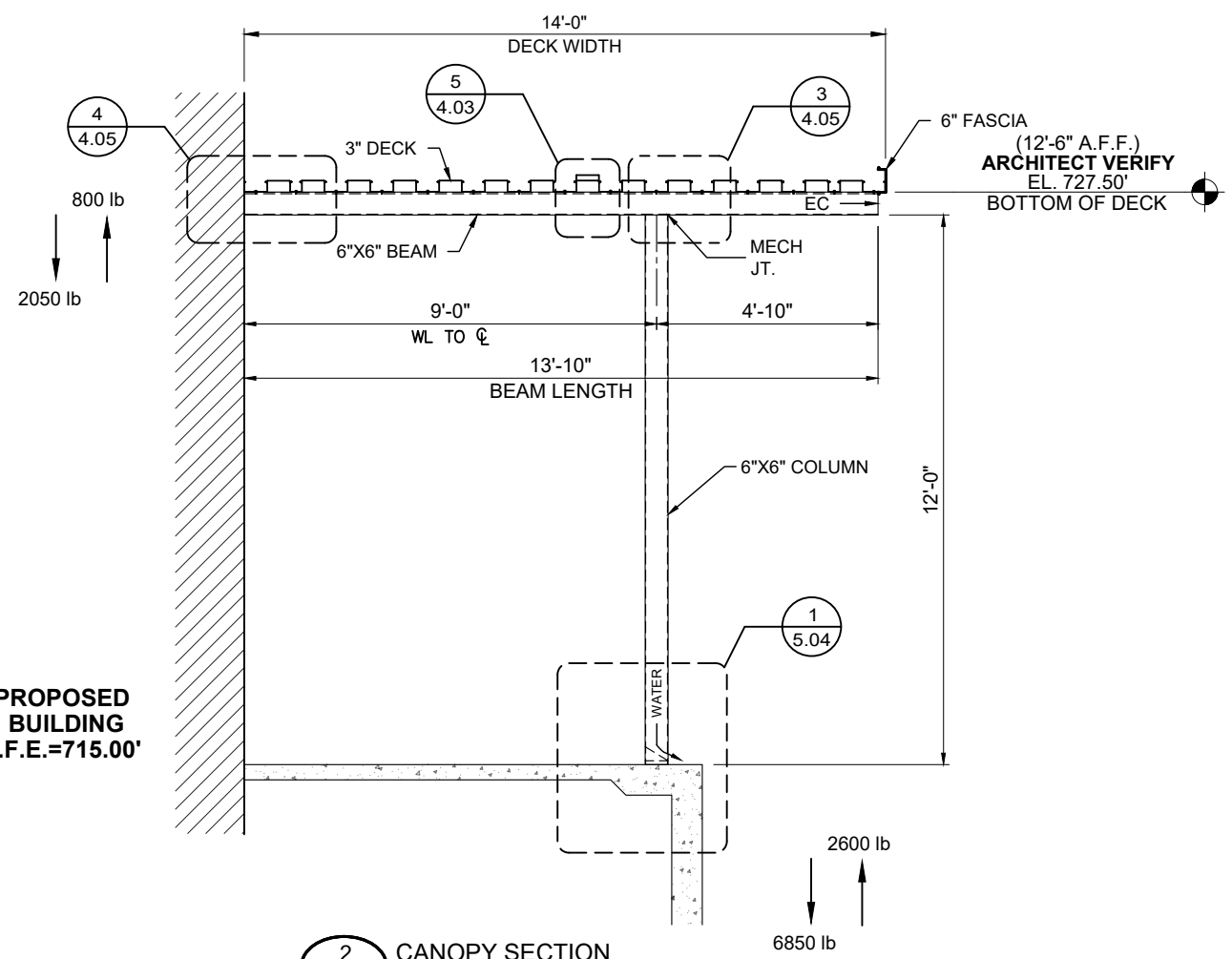
PROJECT:	BELMONT MIDDLE SCHOOL
CUSTOMER:	BEAM CONSTRUCTION COMPANY, INC.
ARCHITECT:	LS3P ASSOCIATES LTD.
LOCATION:	SOUTH POINT ROAD, NC
DATE:	2/1/19
DWN. BY:	LKA
CHKD. BY:	RW
DRAWING NO.:	3.00
PPC JOB NO.:	7164



1
3.01 CANOPY SECTION
SCALE: 1/4"=1'-0" CANOPY: A
REF.: A4/A-417

GC NOTE:
THE COLUMN STYROFOAM BLOCKOUTS MUST BE FULLY EMBEDDED INTO THE CONCRETE FOOTINGS (TOP OF FOOTING = TOP OF BLOCKOUT) AND BE FULLY ENCASED IN THE FOOTINGS A MINIMUM OF 6" ALL AROUND. TYPICAL AT ALL LOCATIONS.

PROPOSED BUILDING
F.F.E.=715.00'

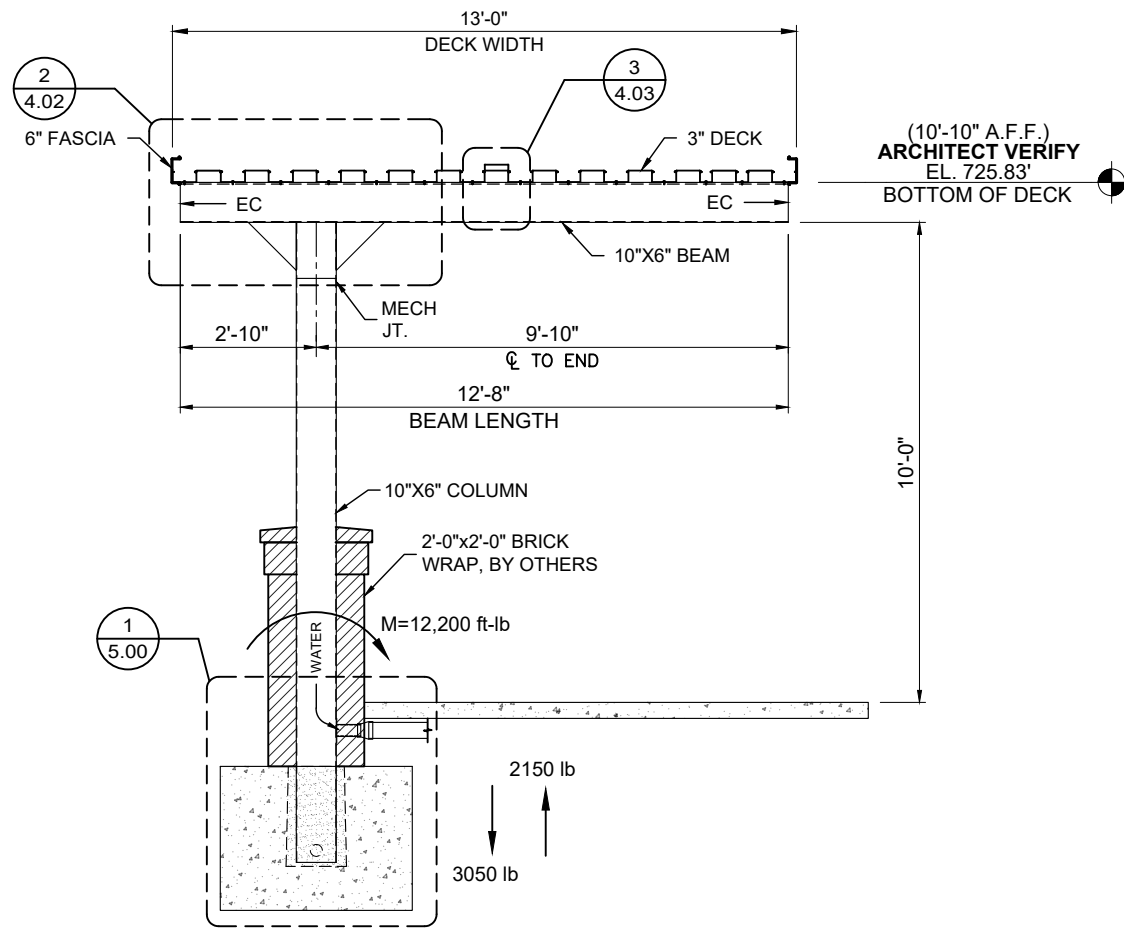


2
3.01 CANOPY SECTION
SCALE: 1/4"=1'-0" CANOPY: B
REF.: A5/A-352 & C5/A-418 (SIM.)

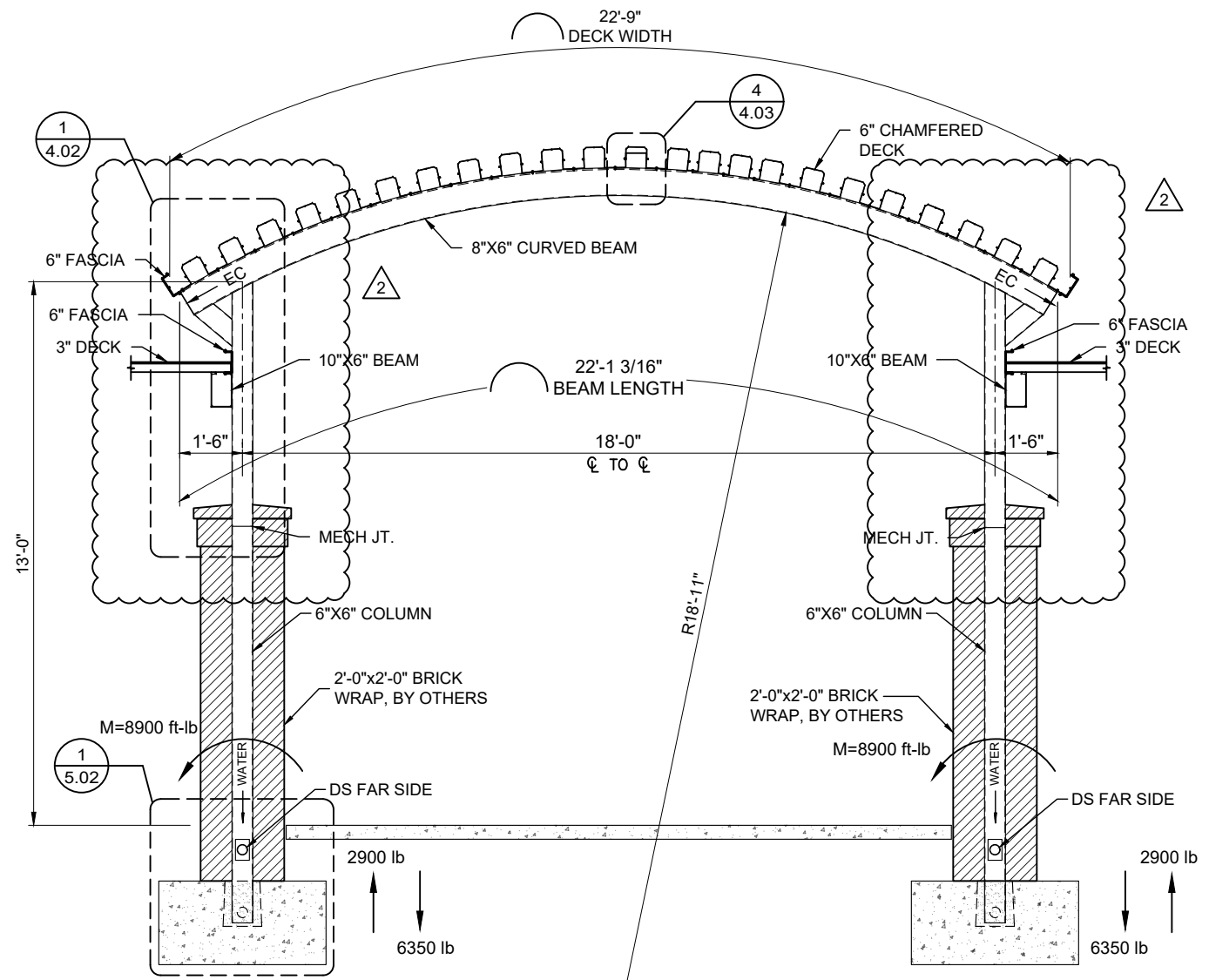


DWG BY	
SUBJECT	
DATE	
REV.	

PROJECT:	BELMONT MIDDLE SCHOOL
CUSTOMER:	BEAM CONSTRUCTION COMPANY, INC.
ARCHITECT:	LS3P ASSOCIATES LTD.
LOCATION:	SOUTH POINT ROAD, NC
DATE:	2/1/19
DWN. BY:	LKA
CHKD. BY:	RW
DRAWING NO.:	3.01
PPC JOB NO.:	7164



1 CANOPY SECTION
3.02 SCALE: 1/4"=1'-0" CANOPIES: C, E, F & H
REF.: A4/A-417



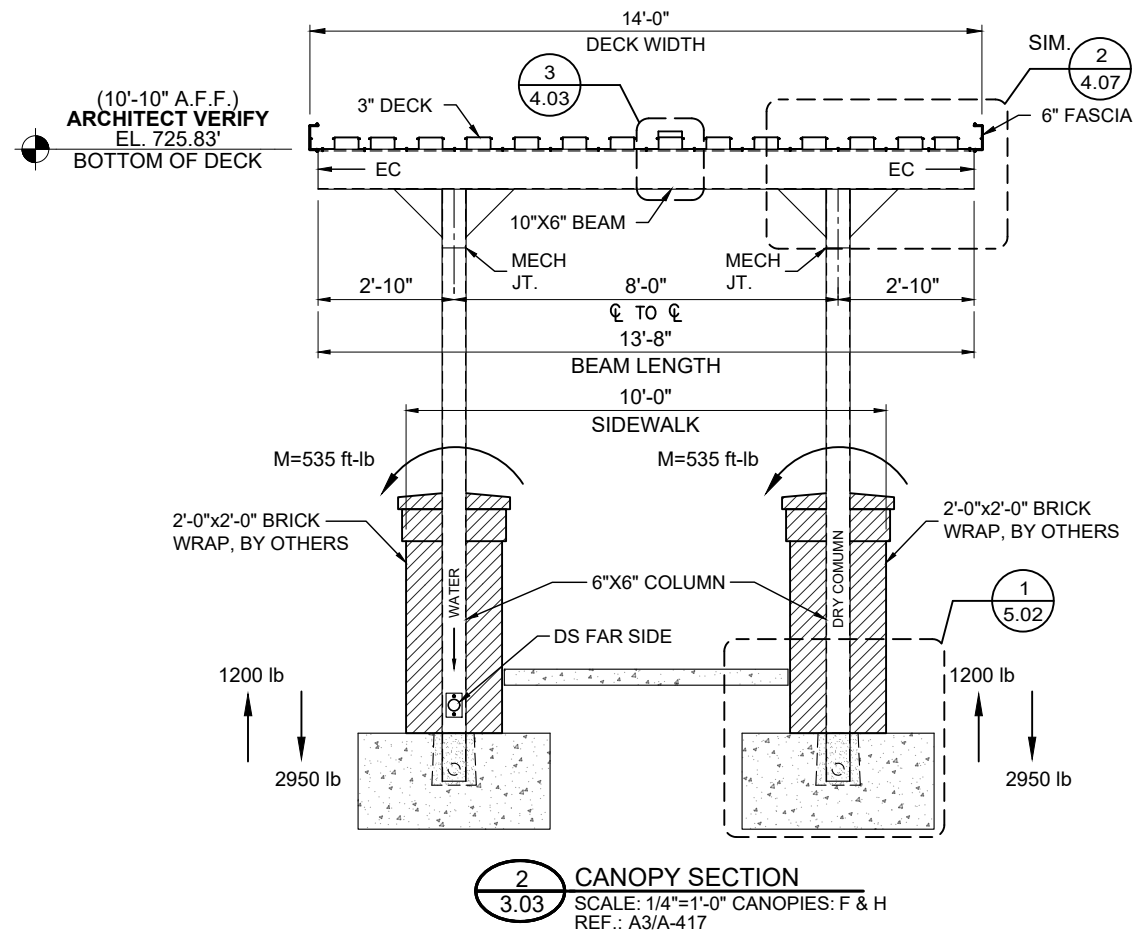
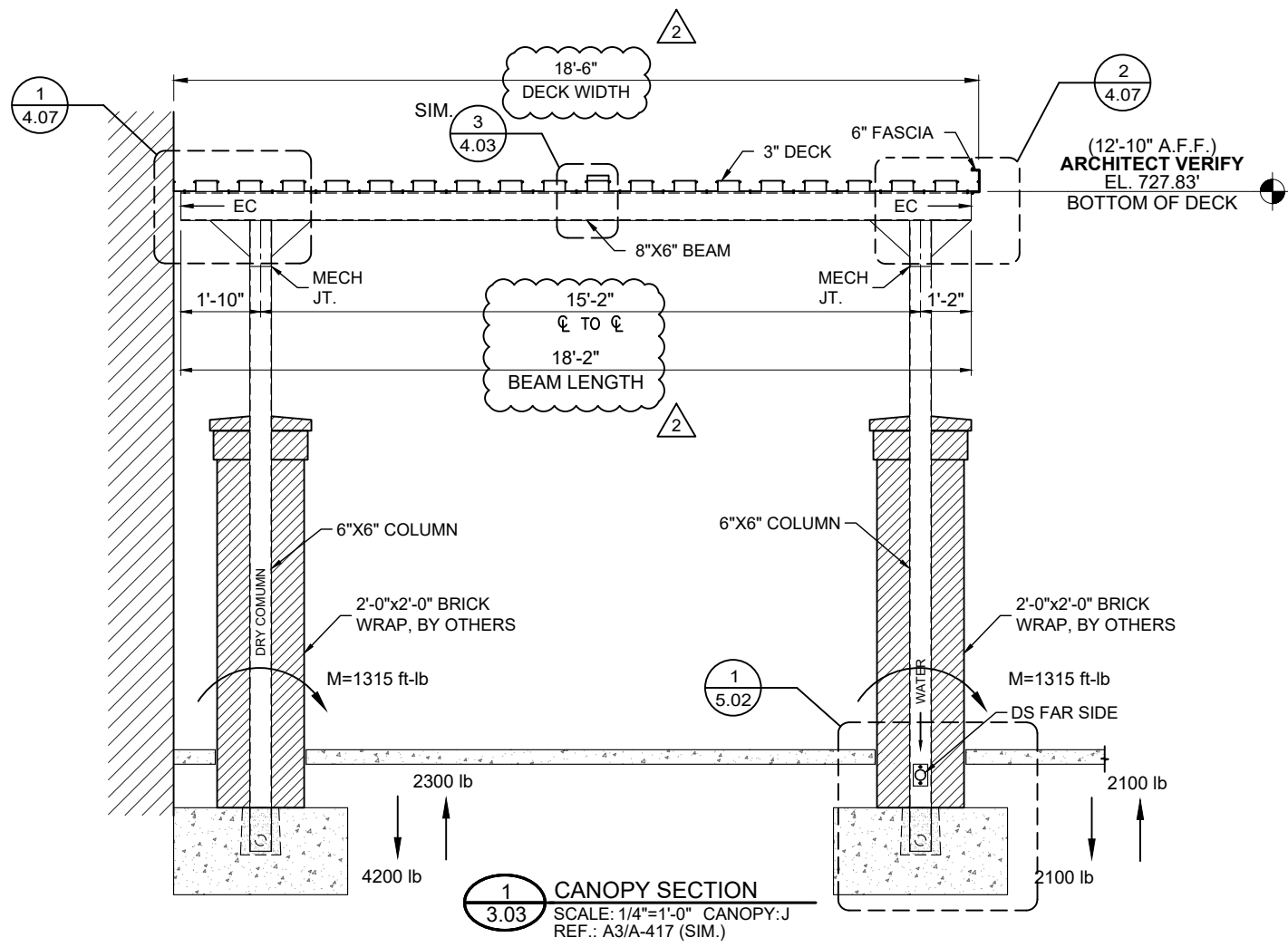
2 CANOPY SECTION
3.02 SCALE: 1/4"=1'-0" CANOPIES: D & G
REF.: C3/A-417

GC NOTE:
THE COLUMN STYROFOAM BLOCKOUTS MUST BE FULLY EMBEDDED INTO THE CONCRETE FOOTINGS (TOP OF FOOTING = TOP OF BLOCKOUT) AND BE FULLY ENCASED IN THE FOOTINGS A MINIMUM OF 6" ALL AROUND. TYPICAL AT ALL LOCATIONS.



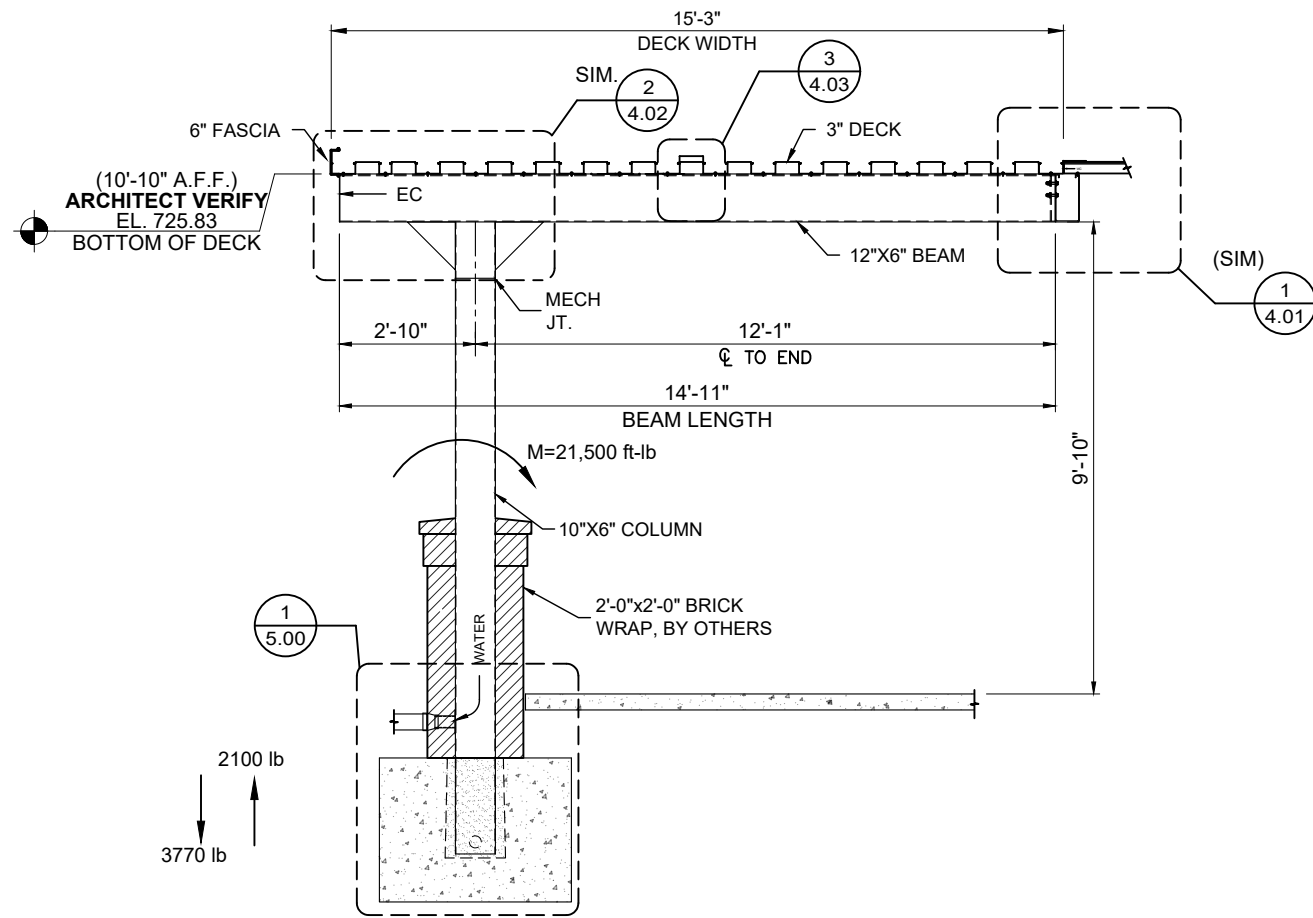
DWG BY	CC
SUBJECT	AS-BUILTS
DATE	3/30/20
REV.	2

PROJECT:	BELMONT MIDDLE SCHOOL
CUSTOMER:	BEAM CONSTRUCTION COMPANY, INC.
ARCHITECT:	LS3P ASSOCIATES LTD.
LOCATION:	SOUTH POINT ROAD, NC
DATE:	2/1/19
DWN. BY:	LKA
CHKD. BY:	RW
DRAWING NO.:	3.02
PPC JOB NO.:	7164



GC NOTE:
THE COLUMN STYROFOAM BLOCKOUTS MUST BE FULLY EMBEDDED INTO THE CONCRETE FOOTINGS (TOP OF FOOTING = TOP OF BLOCKOUT) AND BE FULLY ENCASED IN THE FOOTINGS A MINIMUM OF 6" ALL AROUND. TYPICAL AT ALL LOCATIONS.

DWG BY	CC
SUBJECT	AS-BUILTS
DATE	3/30/20
REV.	2
PROJECT	BELMONT MIDDLE SCHOOL
CUSTOMER	BEAM CONSTRUCTION COMPANY, INC.
ARCHITECT	LS3P ASSOCIATES LTD.
LOCATION	SOUTH POINT ROAD, NC
DATE	2/1/19
DWN. BY	LKA
CHKD. BY	RW
DRAWING NO.	3.03
PPC JOB NO.	7164



3770 lb
2100 lb

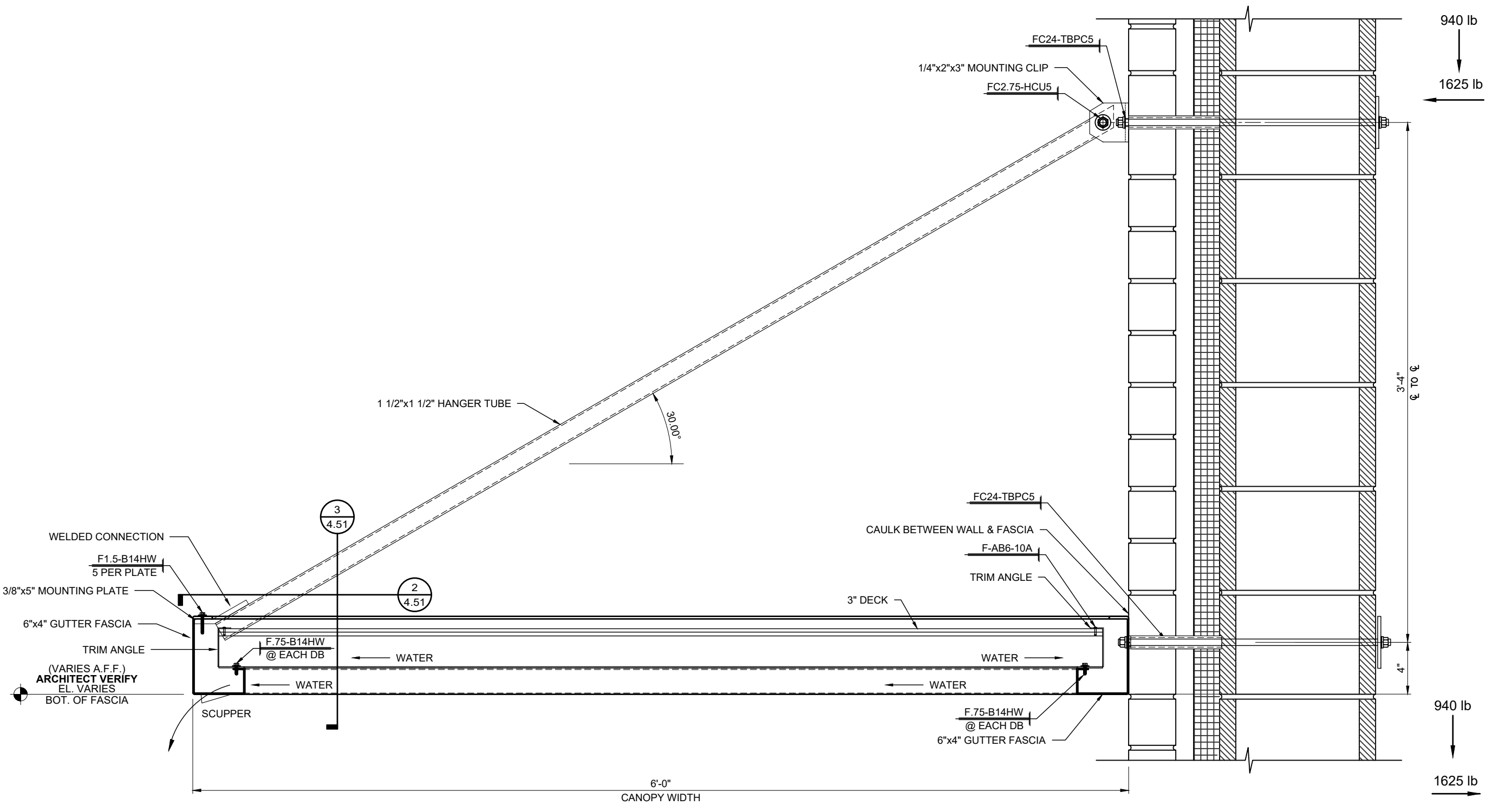
1
3.04 CANOPY SECTION
SCALE: 1/4"=1'-0" CANOPY: A
REF.: NONE
BENT(S):115

GC NOTE:
THE COLUMN STYROFOAM BLOCKOUTS MUST BE FULLY EMBEDDED INTO THE CONCRETE FOOTINGS (TOP OF FOOTING = TOP OF BLOCKOUT) AND BE FULLY ENCASED IN THE FOOTINGS A MINIMUM OF 6" ALL AROUND. TYPICAL AT ALL LOCATIONS.



DWG BY	SUBJECT	DATE	REV.

PROJECT:	BELMONT MIDDLE SCHOOL
CUSTOMER:	BEAM CONSTRUCTION COMPANY, INC.
ARCHITECT:	LS3P ASSOCIATES LTD.
LOCATION:	SOUTH POINT ROAD, NC
DATE:	2/1/19
DWN. BY:	LKA
CHKD. BY:	RW
DRAWING NO.:	3.04
PPC JOB NO.:	7164



1 CANOPY SECTION
 3.51 SCALE: 1 1/2"=1'-0" CANOPIES: K, L & M
 REF.: A4/A-418

INSTALLER NOTE:
 COORDINATE CANOPY LOCATION
 AND INSTALLATION WITH OWNER.

DWG BY	SUBJECT	DATE	REV.

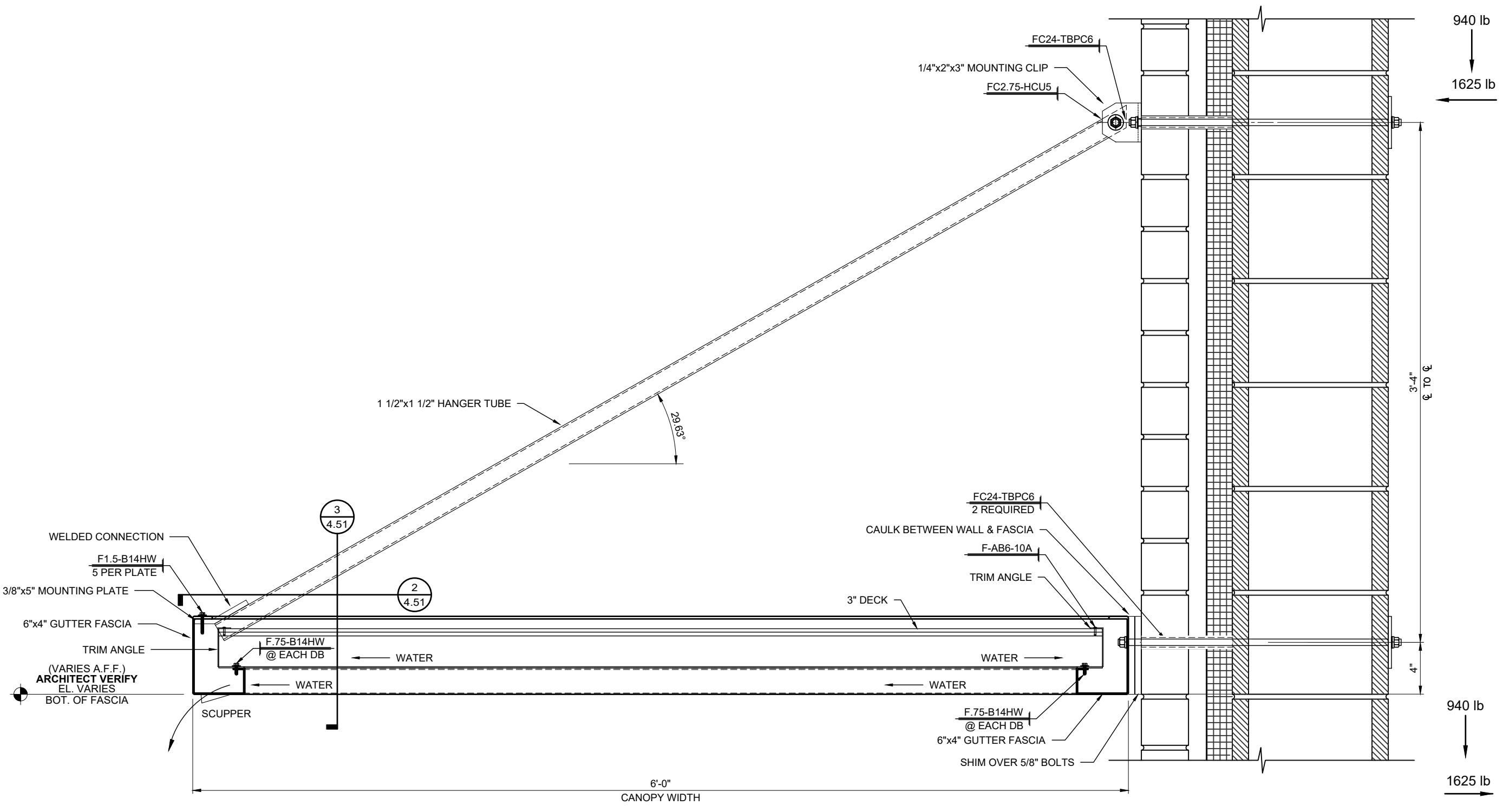
PROJECT:	BELMONT MIDDLE SCHOOL
CUSTOMER:	BEAM CONSTRUCTION COMPANY, INC.
ARCHITECT:	LS3P ASSOCIATES LTD.
LOCATION:	SOUTH POINT ROAD, NC
DATE:	2/1/19
DWN. BY:	LKA
CHKD. BY:	RW
DRAWING NO.:	3.51
PPC JOB NO.:	7164

P:\PROJECTS\1647164\164-FF.dwg

DWG BY	CC
SUBJECT	AS-BUILTS
DATE	3/30/20
REV.	2

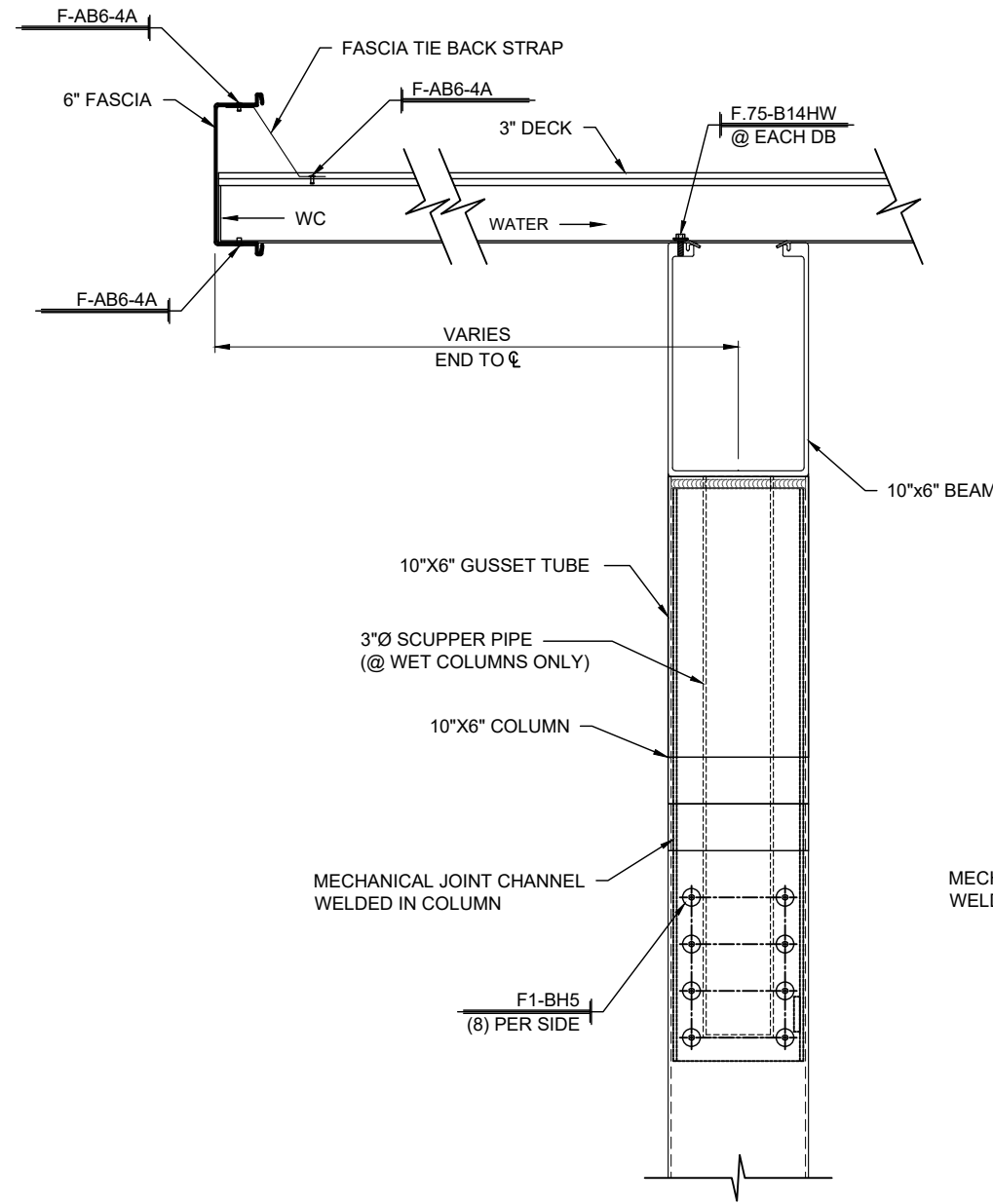
PROJECT:	BELMONT MIDDLE SCHOOL
CUSTOMER:	BEAM CONSTRUCTION COMPANY, INC.
ARCHITECT:	LS3P ASSOCIATES LTD.
LOCATION:	SOUTH POINT ROAD, NC

DATE:	2/1/19
DWN. BY:	LKA
CHKD. BY:	RW
DRAWING NO.:	3.52
PPC JOB NO.:	7164

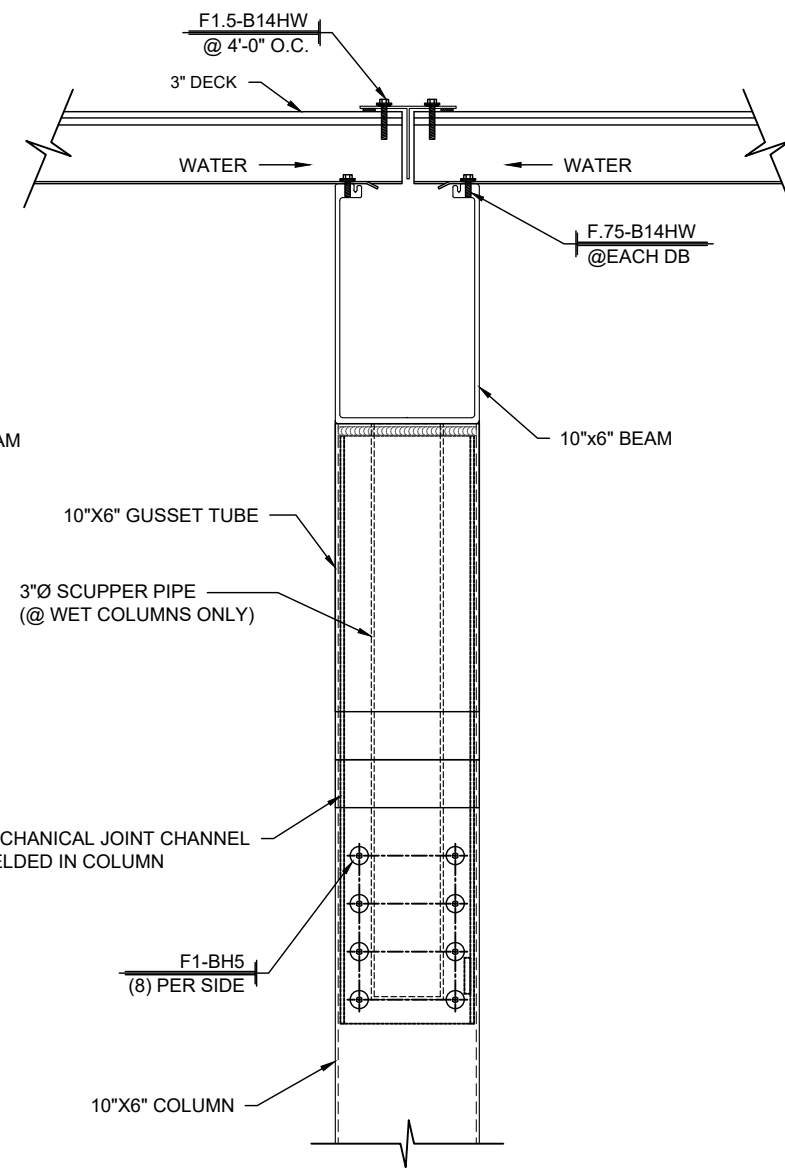


1 CANOPY SECTION
3.52 SCALE: 1 1/2"=1'-0" CANOPIES: K, L & M
REF.: A4/A-418

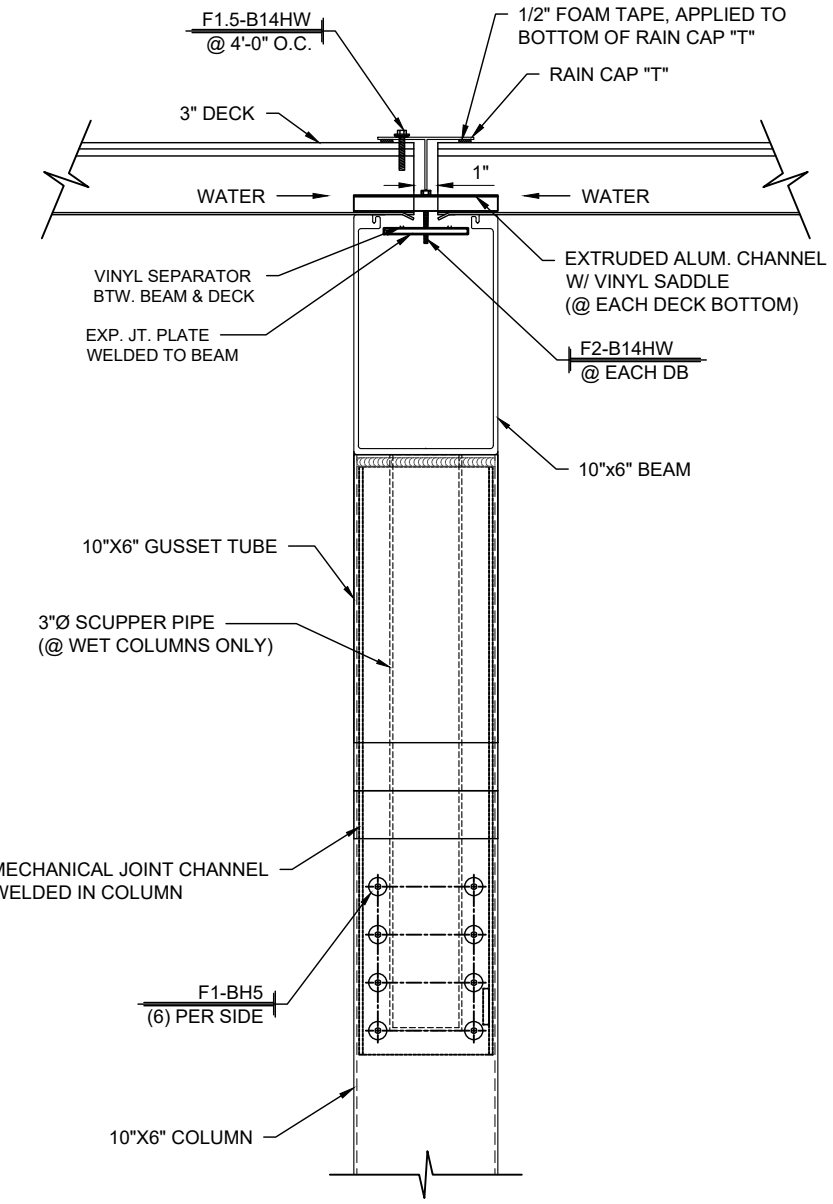
INSTALLER NOTE:
COORDINATE CANOPY LOCATION
AND INSTALLATION WITH OWNER.



1 CANOPY END SECTION
4.00 SCALE: 1 1/2"=1'-0" CANOPIES: A, C, E, F & H
REF.: D2/A417 (SIM.)



2 CANOPY BAY BREAK SECTION
4.00 SCALE: 1 1/2"=1'-0" CANOPIES: A, C, E, F & H
REF.: C2/A417

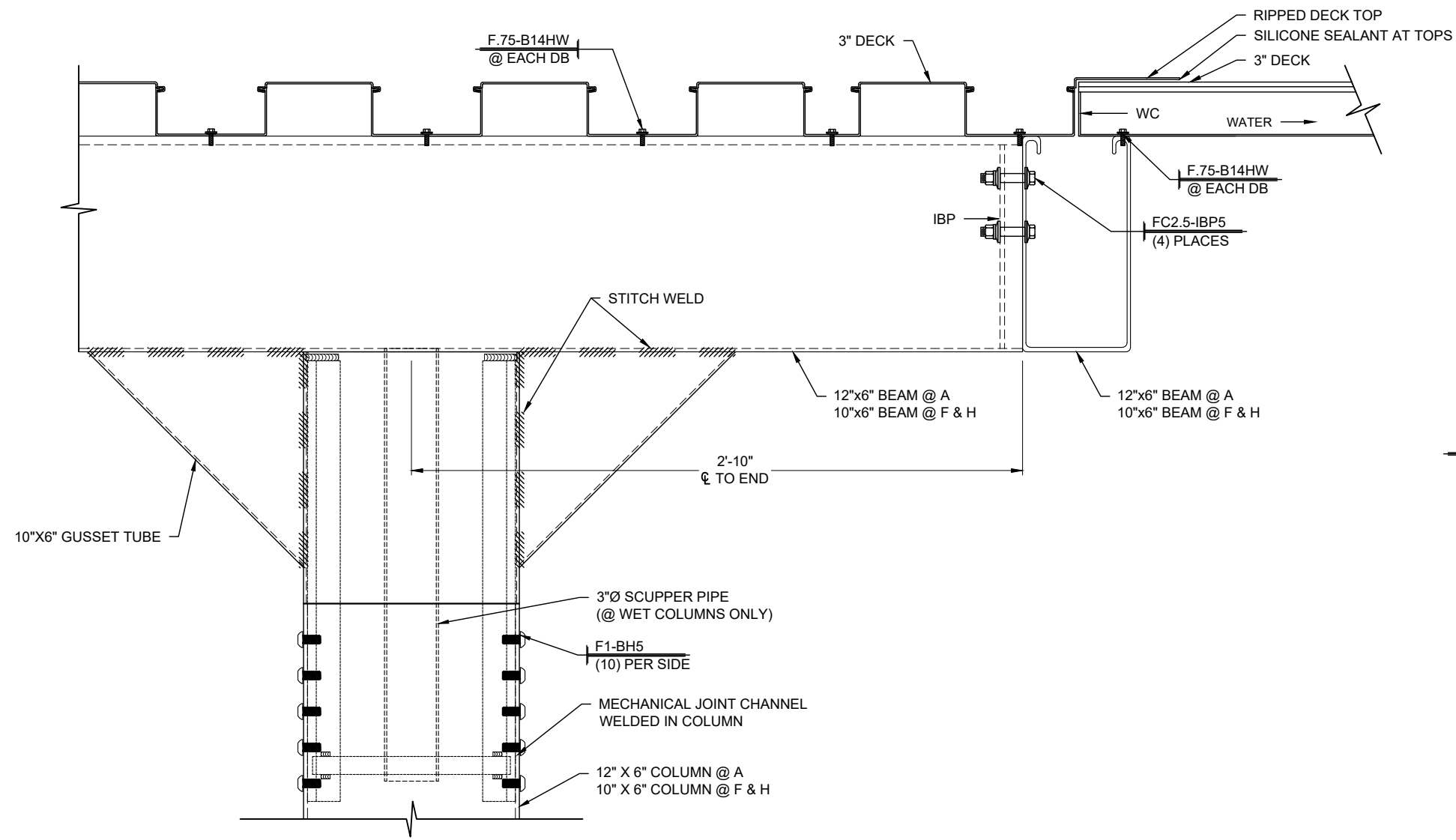


3 CANOPY EXP. JOINT SECTION
4.00 SCALE: 1 1/2"=1'-0" CANOPIES: A, C, E, F & H
REF.: NONE

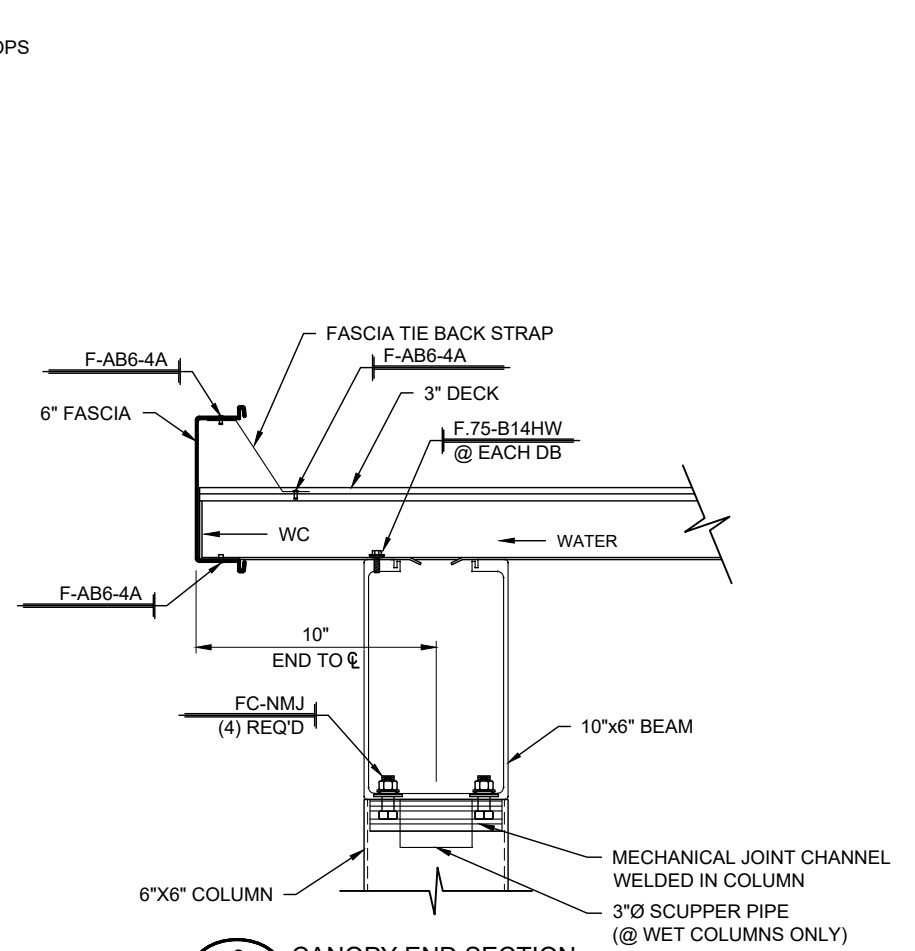
DWG BY	
SUBJECT	
DATE	
REV.	

PROJECT:	BELMONT MIDDLE SCHOOL
CUSTOMER:	BEAM CONSTRUCTION COMPANY, INC.
ARCHITECT:	LS3P ASSOCIATES LTD.
LOCATION:	SOUTH POINT ROAD, NC

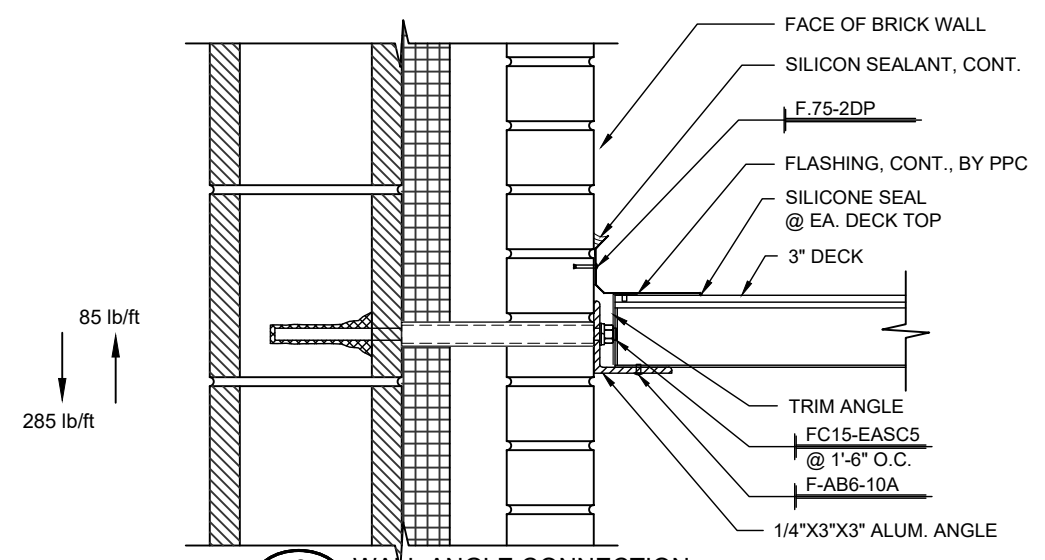
DATE:	2/1/19
DWN. BY:	LKA
CHKD. BY:	RW
DRAWING NO.:	4.00
PPC JOB NO.:	7164



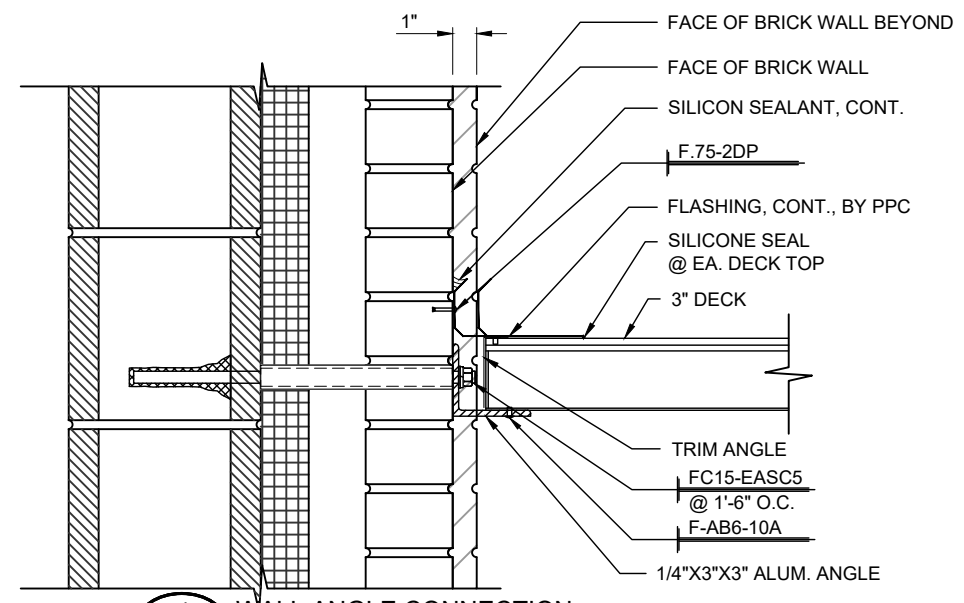
1
4.01 **DECK INTERSECTION SECTION**
SCALE: 1 1/2"=1'-0" CANOPIES: A, F & H
REF.: NONE



3
4.01 **CANOPY END SECTION**
SCALE: 1 1/2"=1'-0" CANOPY: A
REF.: D2/A417 (SIM.)



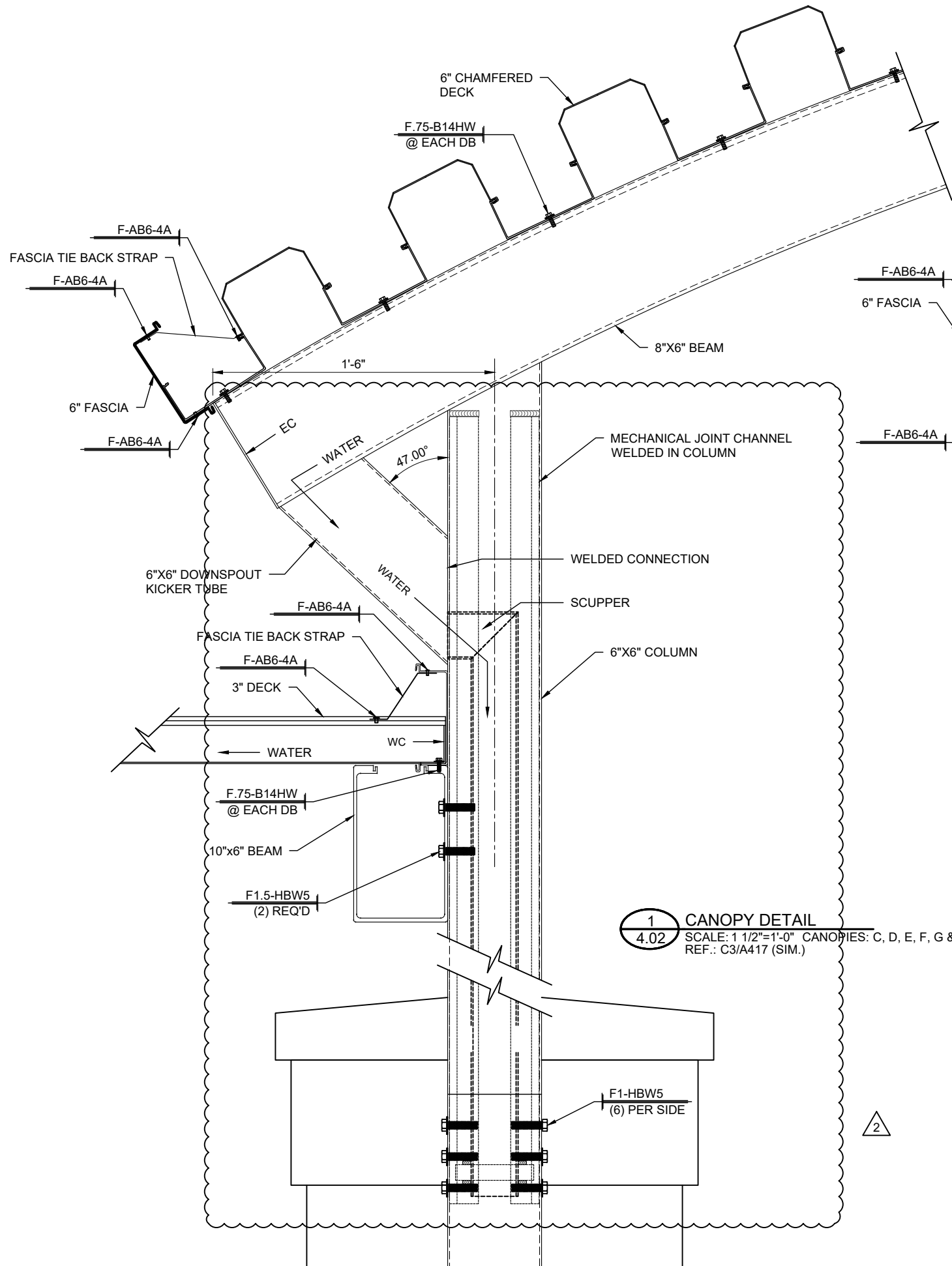
2
4.01 **WALL ANGLE CONNECTION**
SCALE: 1 1/2"=1'-0" CANOPIES: A, F, H & J
REF.: A1/A-353 (SIM.) & A1/A-417



4
4.01 **WALL ANGLE CONNECTION**
SCALE: 1 1/2"=1'-0" CANOPY: G
REF.: A1/A-353 (SIM.) & A1/A-417

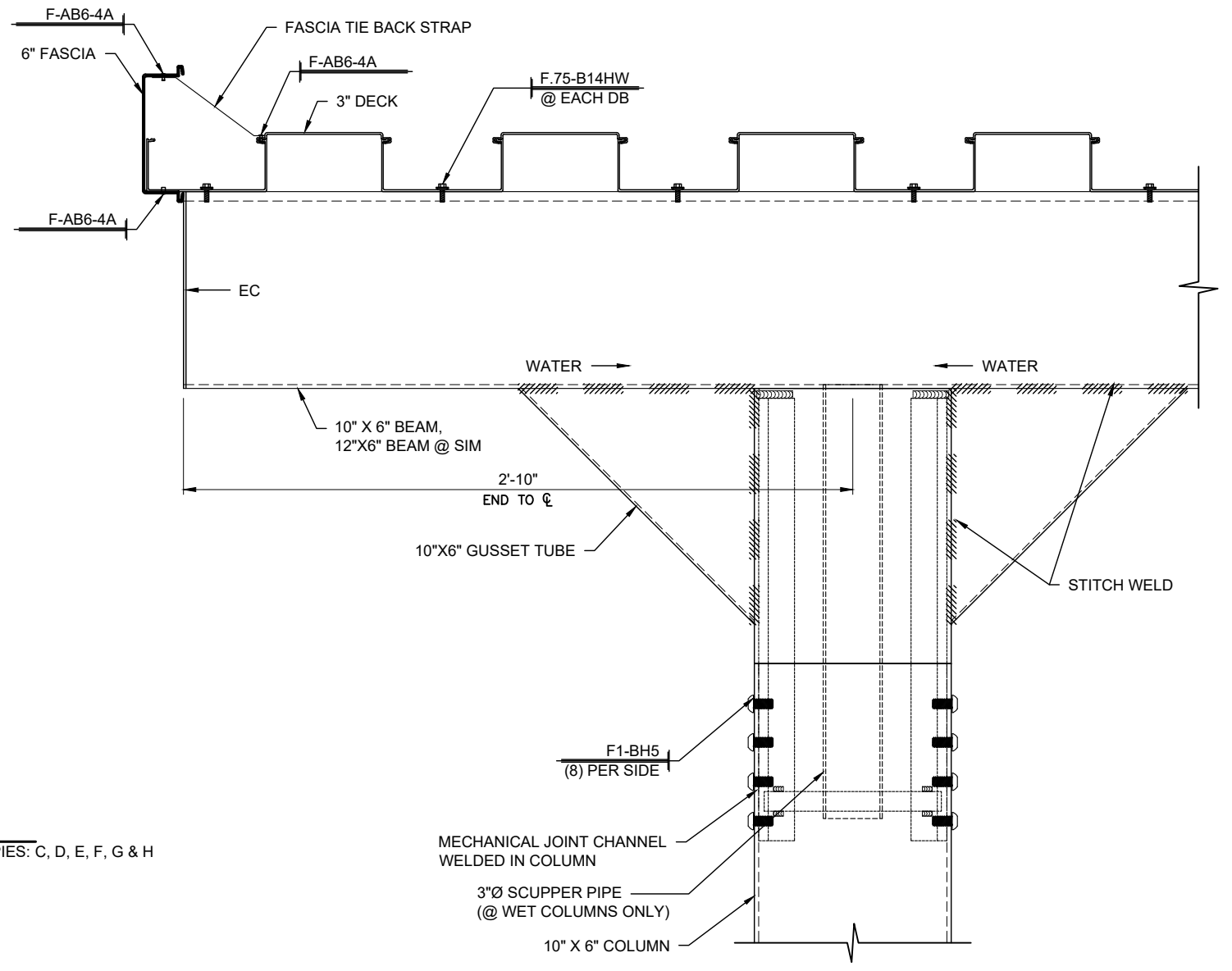
DWG BY	SUBJECT	DATE	REV.

PROJECT:	BELMONT MIDDLE SCHOOL
CUSTOMER:	BEAM CONSTRUCTION COMPANY, INC.
ARCHITECT:	LS3P ASSOCIATES LTD.
LOCATION:	SOUTH POINT ROAD, NC
DATE:	2/1/19
DWN. BY:	LKA
CHKD. BY:	RW
DRAWING NO.:	4.01
PPC JOB NO.:	7164



1
4.02 CANOPY DETAIL
SCALE: 1 1/2"=1'-0" CANOPIES: C, D, E, F, G & H
REF.: C3/A417 (SIM.)

2

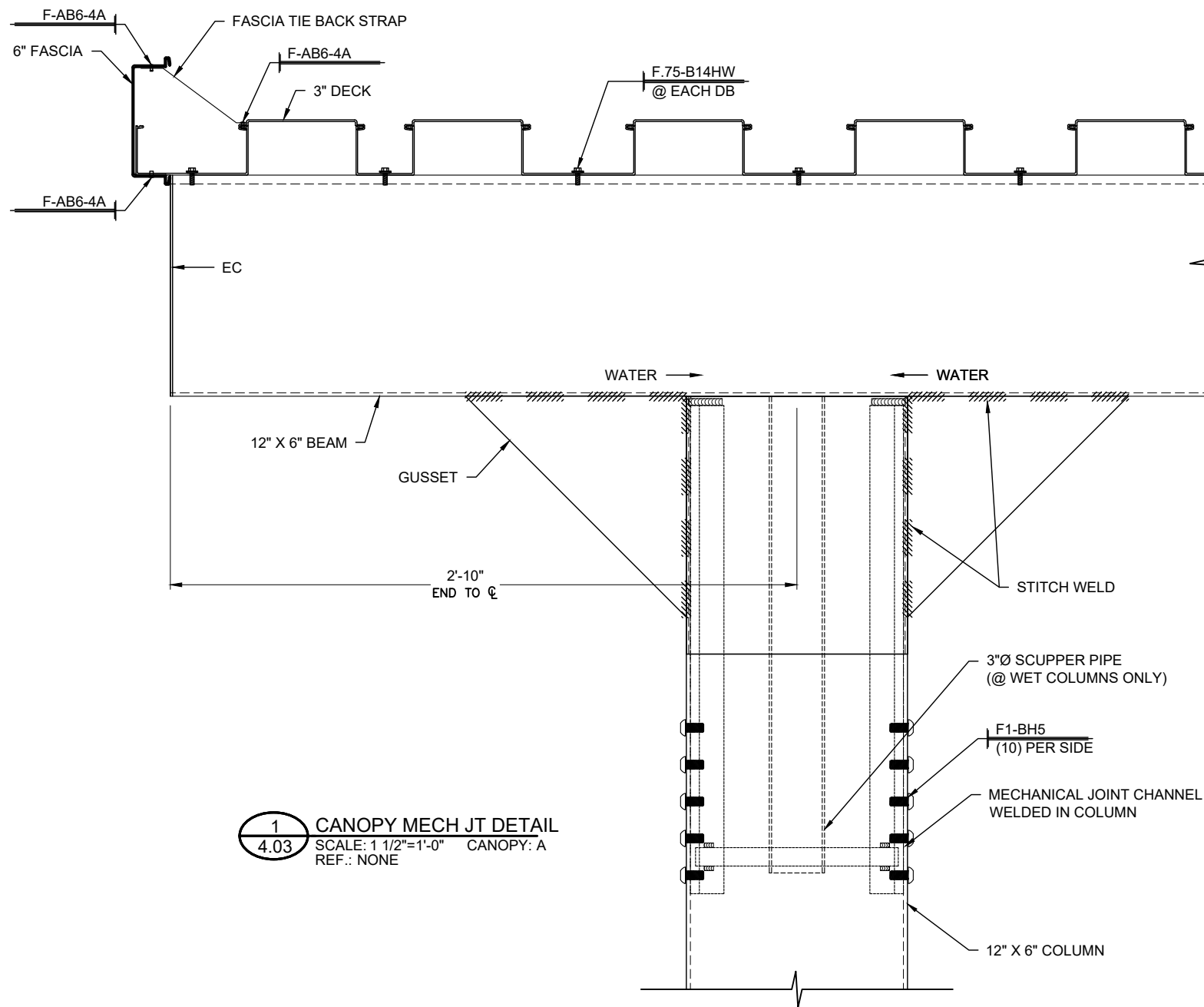


2
4.02 CANOPY MECH JT DETAIL
SCALE: 1 1/2"=1'-0" CANOPIES: A, C, E, F & H
REF.: NONE

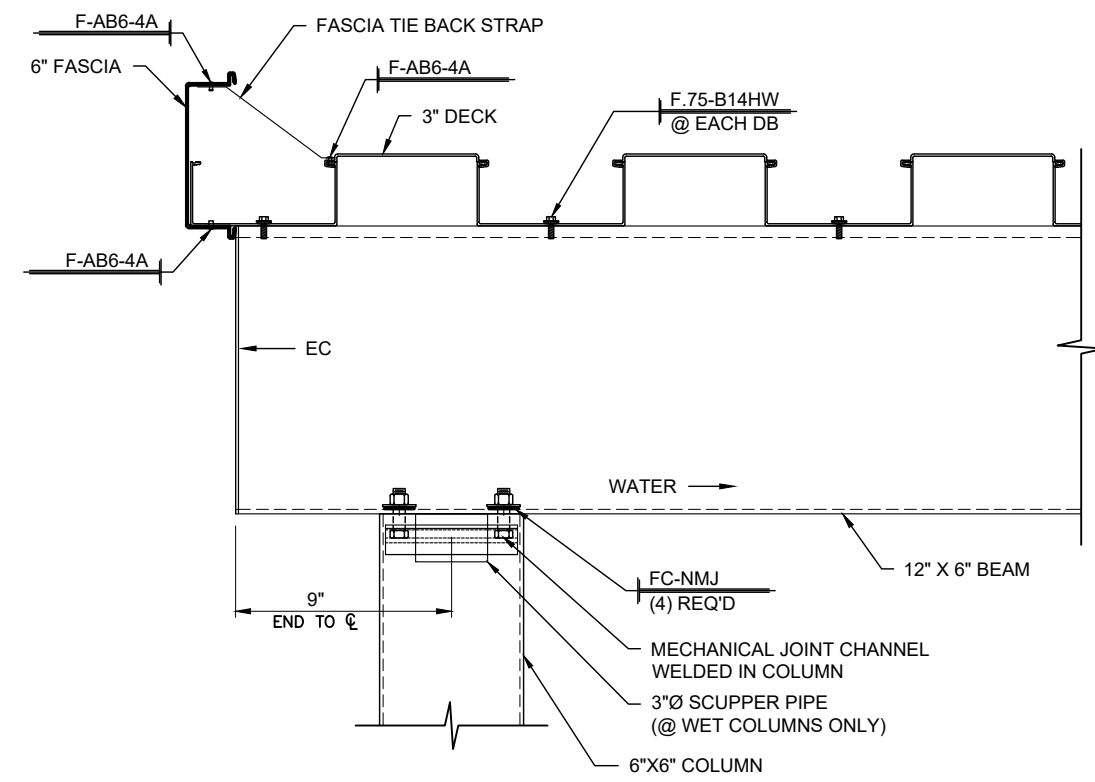
DWG BY	CC
SUBJECT	AS-BUILTS
DATE	3/30/20
REV.	2

PROJECT:	BELMONT MIDDLE SCHOOL
CUSTOMER:	BEAM CONSTRUCTION COMPANY, INC.
ARCHITECT:	LS3P ASSOCIATES LTD.
LOCATION:	SOUTH POINT ROAD, NC

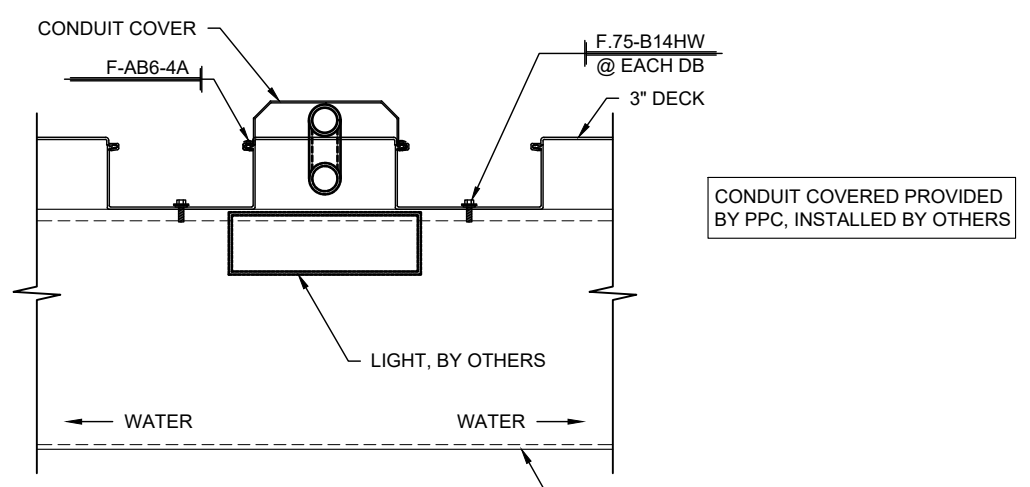
DATE:	2/1/19
DWN. BY:	LKA
CHKD. BY:	RW
DRAWING NO.:	4.02
PPC JOB NO.:	7164



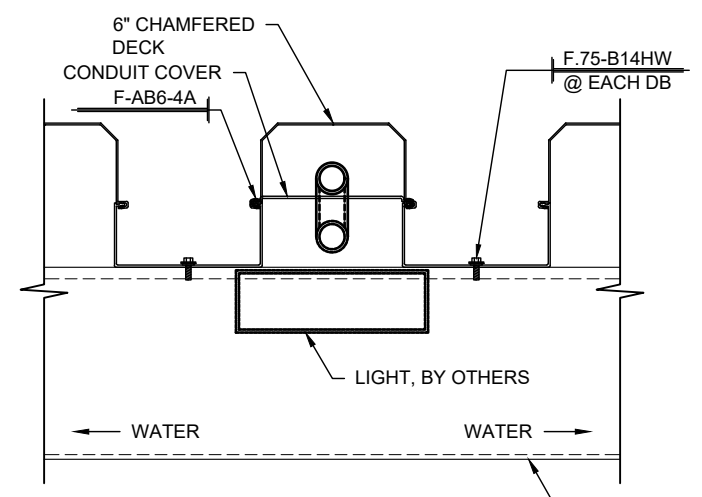
1
4.03 CANOPY MECH JT DETAIL
SCALE: 1 1/2"=1'-0" CANOPY: A
REF.: NONE



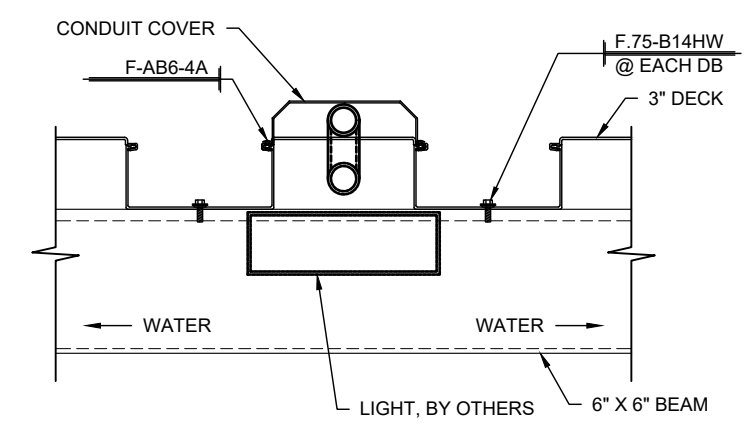
2
4.03 CANOPY MECH JT DETAIL
SCALE: 1 1/2"=1'-0" CANOPY: A
REF.: NONE



3
4.03 CANOPY DETAIL
SCALE: 1 1/2"=1'-0" CANOPIES: A, C, E, F, H & J
REF.: C1/A-417



4
4.03 CANOPY DETAIL
SCALE: 1 1/2"=1'-0" CANOPIES: D & G
REF.: C1/A-417 (SIM.)

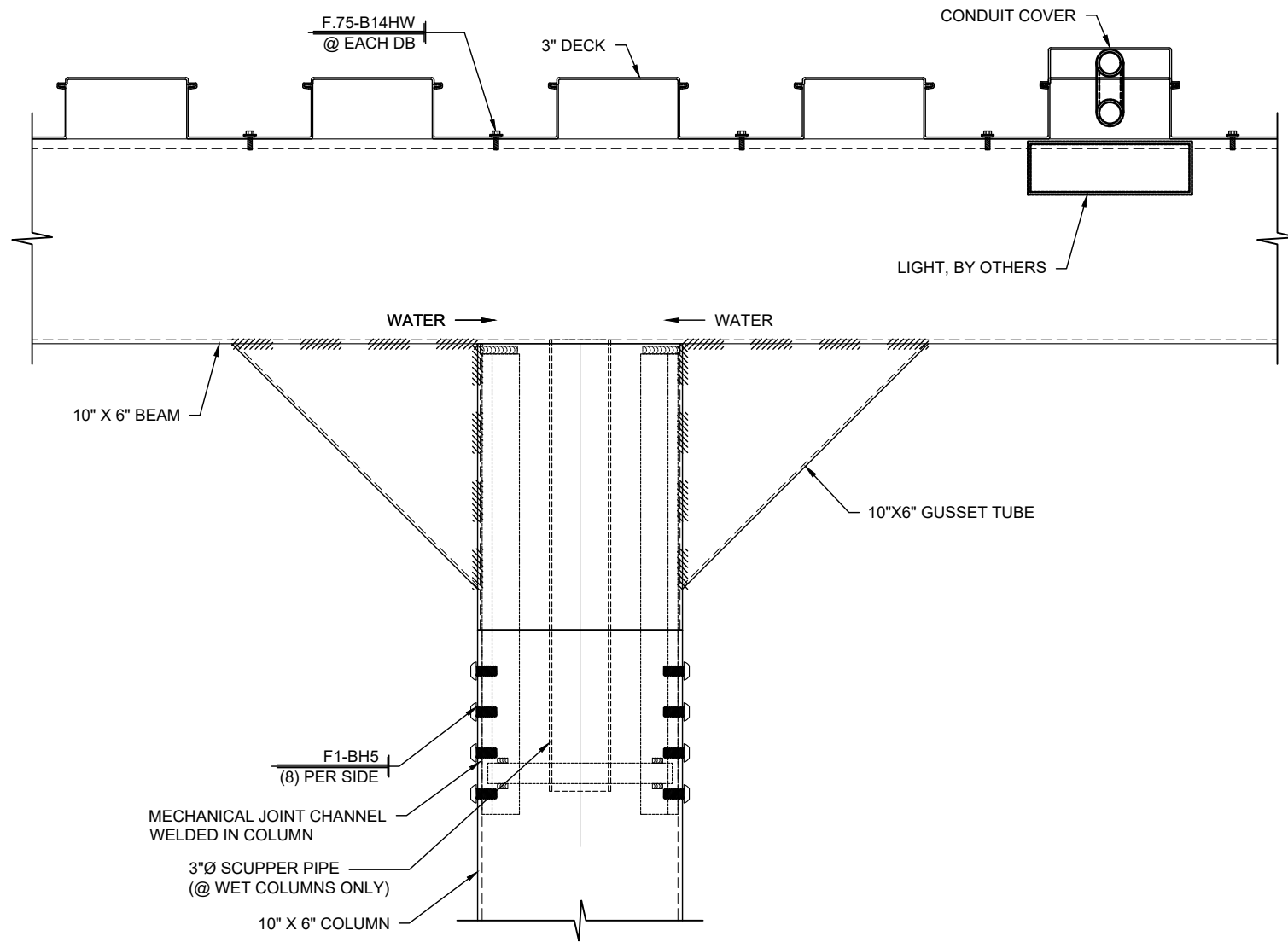


5
4.03 CANOPY DETAIL
SCALE: 1 1/2"=1'-0" CANOPY: B
REF.: C1/A-417

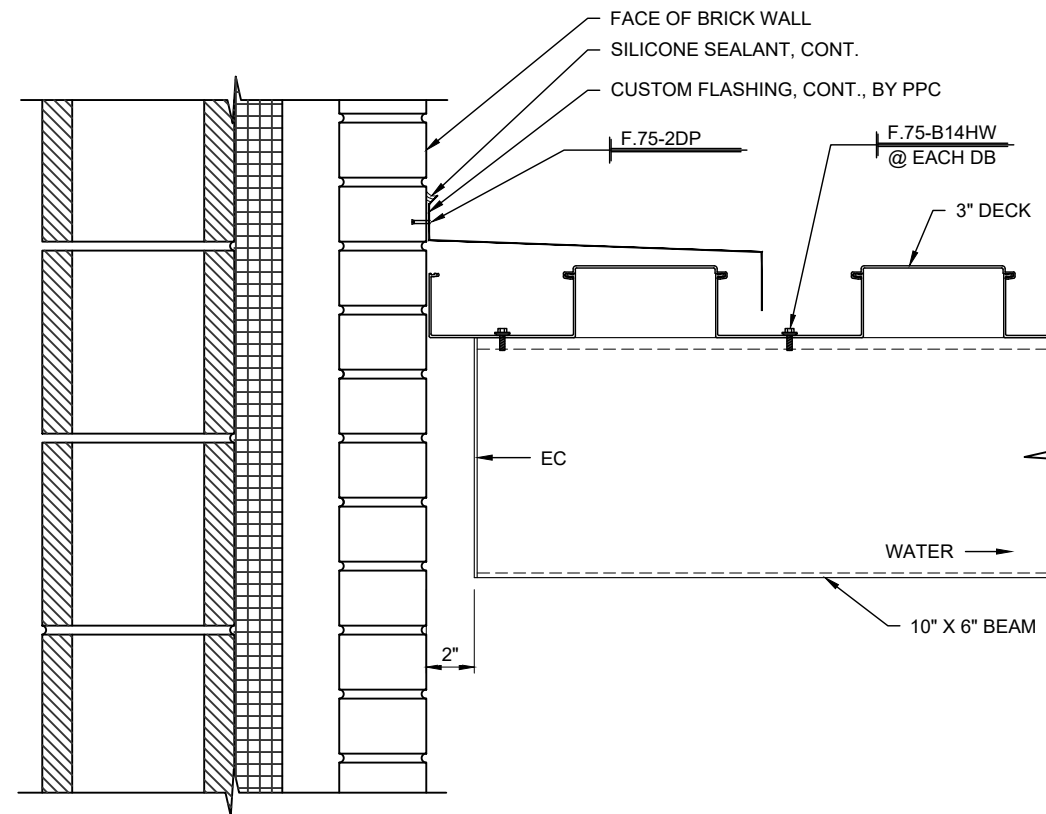
DWG BY	
SUBJECT	
DATE	
REV.	

PROJECT:	BELMONT MIDDLE SCHOOL
CUSTOMER:	BEAM CONSTRUCTION COMPANY, INC.
ARCHITECT:	LS3P ASSOCIATES LTD.
LOCATION:	SOUTH POINT ROAD, NC


DATE:	2/1/19
DWN. BY:	LKA
CHKD. BY:	RW
DRAWING NO.:	4.03
PPC JOB NO.:	7164



1
4.04 CANOPY MECH JT DETAIL
SCALE: 1 1/2"=1'-0" CANOPY: A
REF.: NONE



2
4.04 WALL CONNECTION DETAIL
SCALE: 1 1/2"=1'-0" CANOPY: A
REF.: NONE



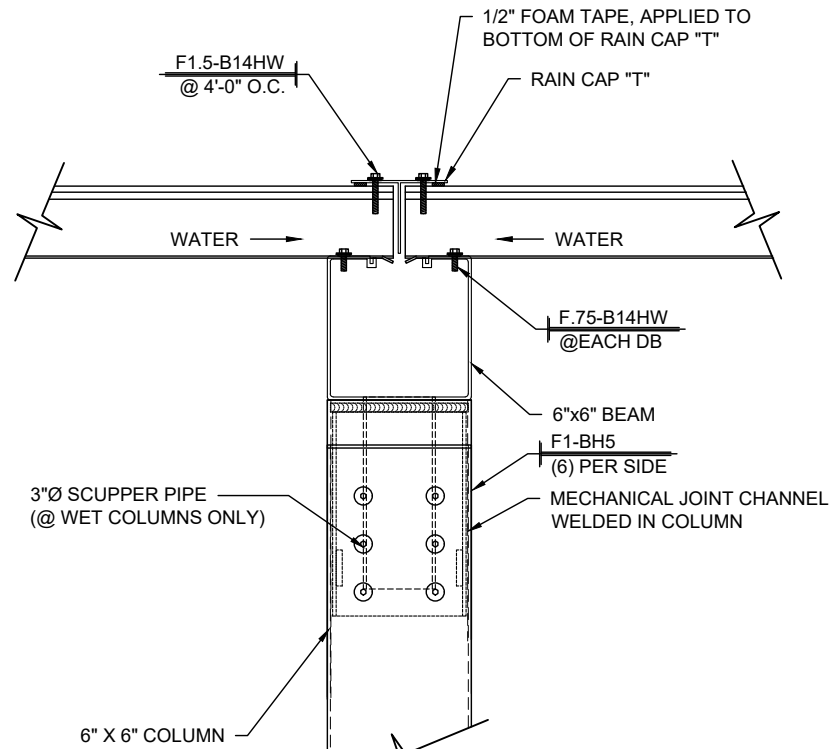
DWG BY	
SUBJECT	
DATE	
REV.	

PROJECT:	BELMONT MIDDLE SCHOOL
CUSTOMER:	BEAM CONSTRUCTION COMPANY, INC.
ARCHITECT:	LS3P ASSOCIATES LTD.
LOCATION:	SOUTH POINT ROAD, NC
DATE:	2/1/19
DWN. BY:	LKA
CHKD. BY:	RW
DRAWING NO.:	4.04
PPC JOB NO.:	7164

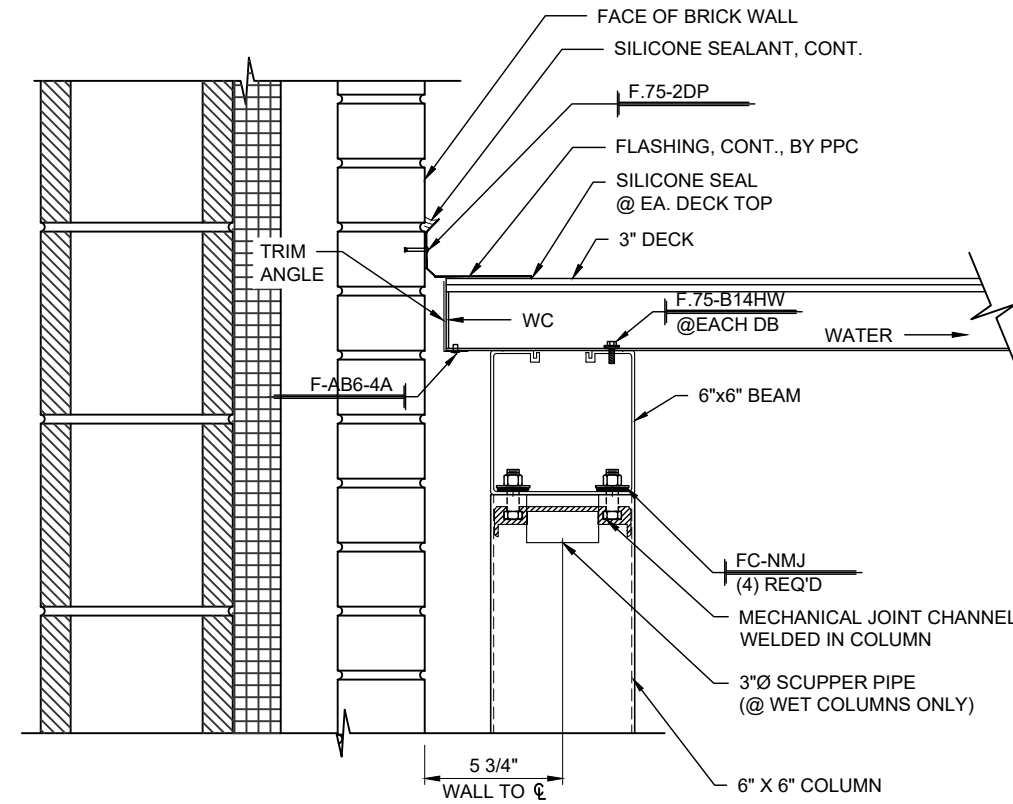
DWG BY	
SUBJECT	
DATE	
REV.	

PROJECT:	BELMONT MIDDLE SCHOOL
CUSTOMER:	BEAM CONSTRUCTION COMPANY, INC.
ARCHITECT:	LS3P ASSOCIATES LTD.
LOCATION:	SOUTH POINT ROAD, NC

DATE:	2/1/19
DWN. BY:	LKA
CHKD. BY:	RW
DRAWING NO.:	4.05
PPC JOB NO.:	7164

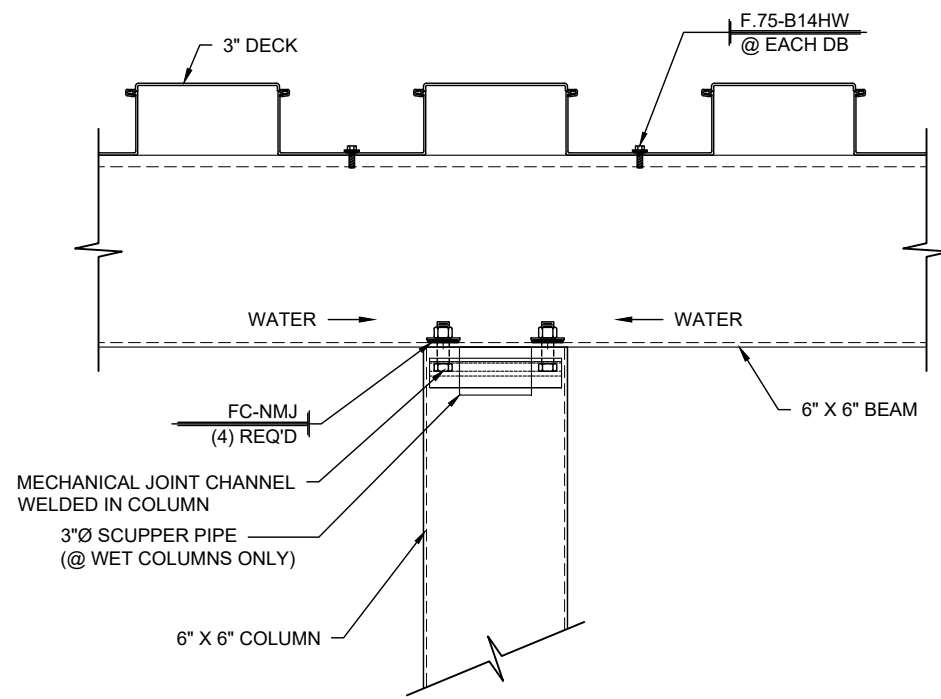


1 CANOPY BAY BREAK SECTION
4.05 SCALE: 1 1/2"=1'-0" CANOPY: B
REF.: C2/A417

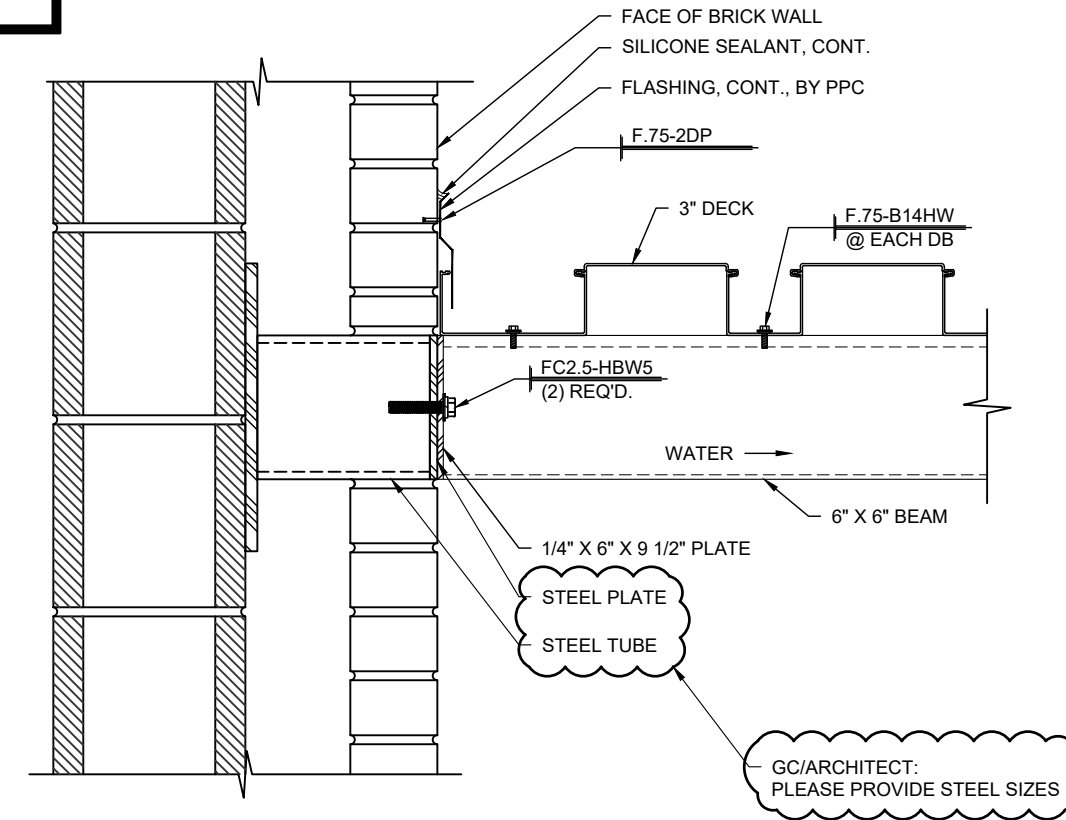


2 CANOPY @ WALL SECTION
4.05 SCALE: 1 1/2"=1'-0" CANOPY: B
REF.: NONE

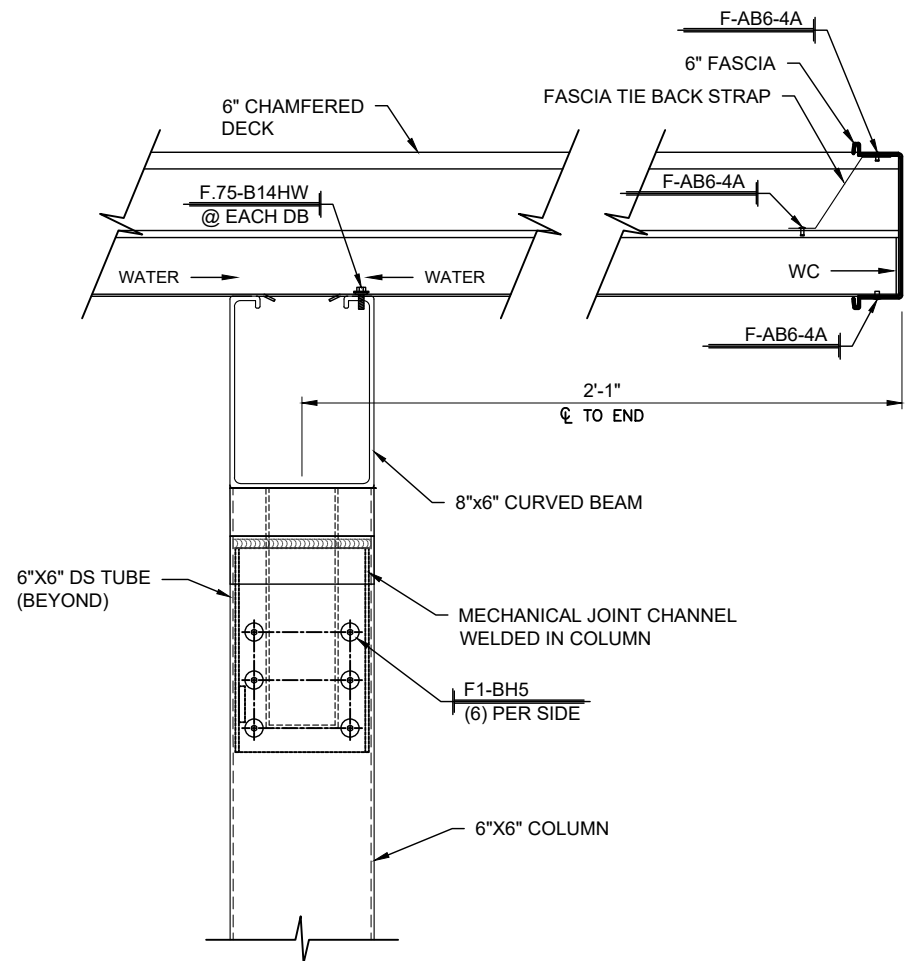
INSTALLER NOTE:
ISOLATION MATERIAL REQUIRED BETWEEN
STEEL & ALUMINUM MATERIALS, USE 4" GRACE
VYCOR PLUS ISOLATION TAPE



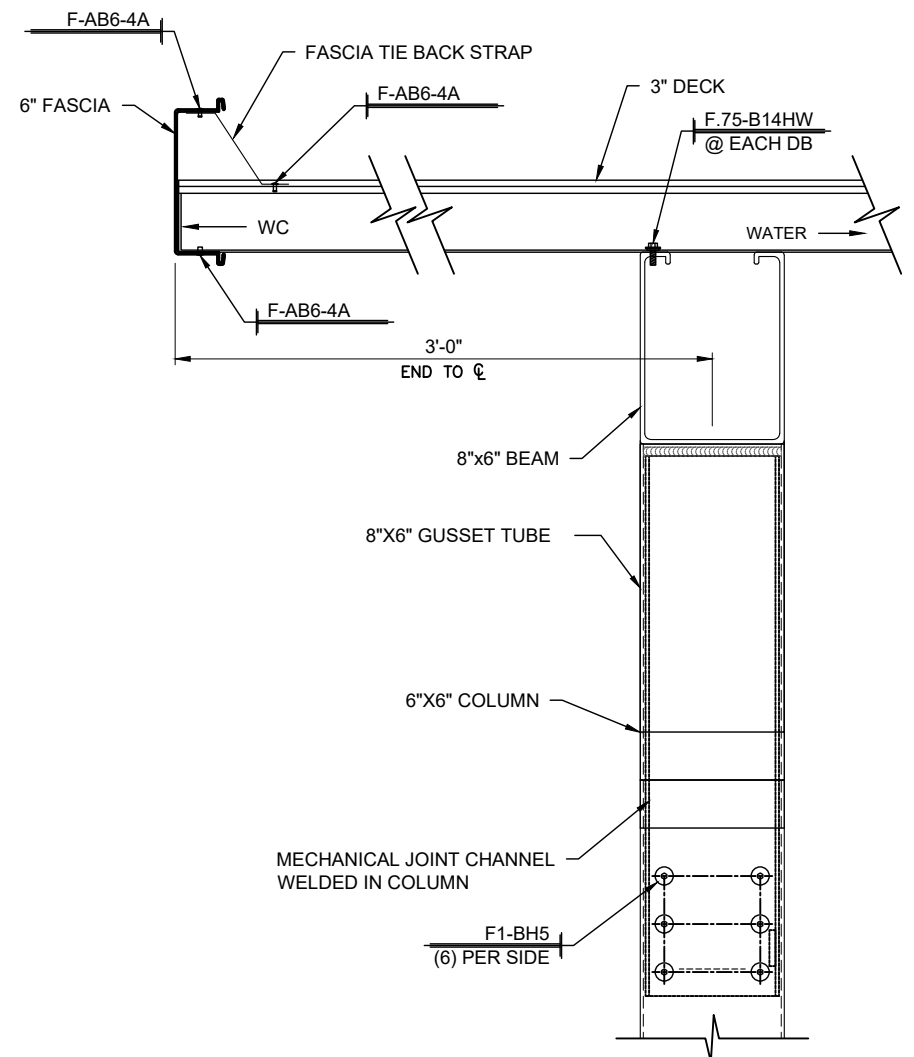
3 CANOPY MECH JT DETAIL
4.05 SCALE: 1 1/2"=1'-0" CANOPY: B
REF.: NONE



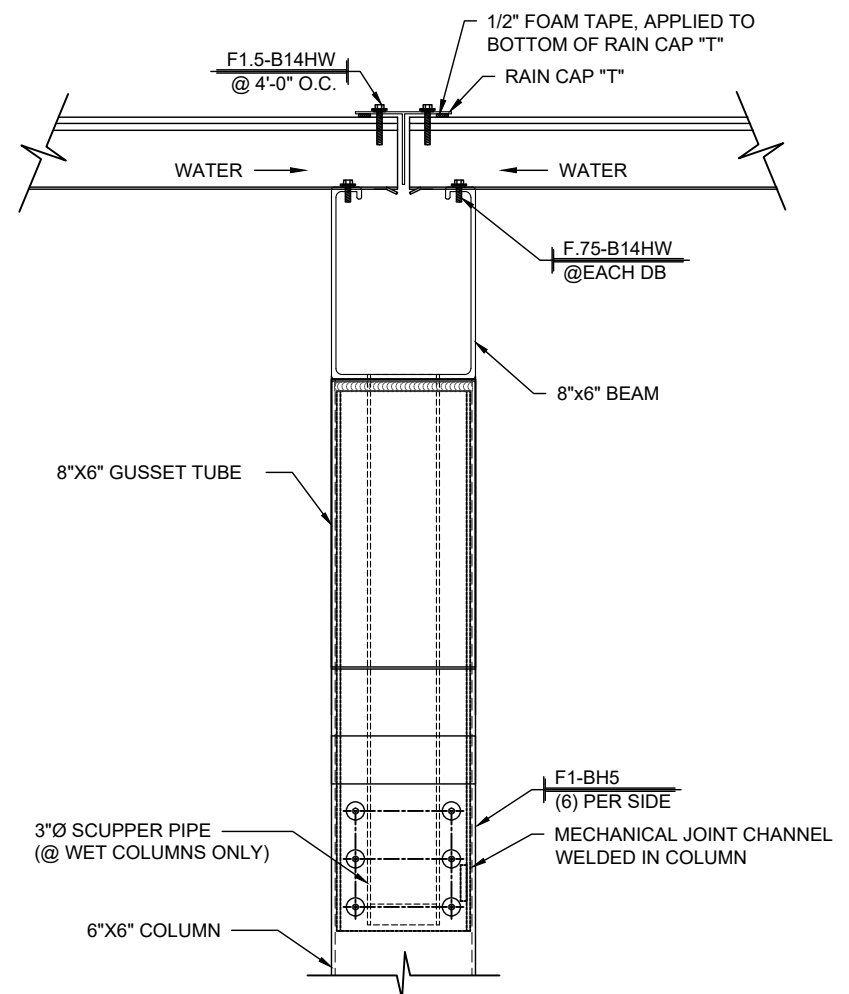
4 WALL CONNECTION DETAIL
4.05 SCALE: 1 1/2"=1'-0" CANOPY: B
REF.: A2/A-417



1
4.06 **CANOPY END SECTION**
SCALE: 1 1/2"=1'-0" CANOPIES:D & G
REF.: D2/A417 (SIM.)



2
4.06 **CANOPY END SECTION**
SCALE: 1 1/2"=1'-0" CANOPY:J
REF.: D2/A417 (SIM.)

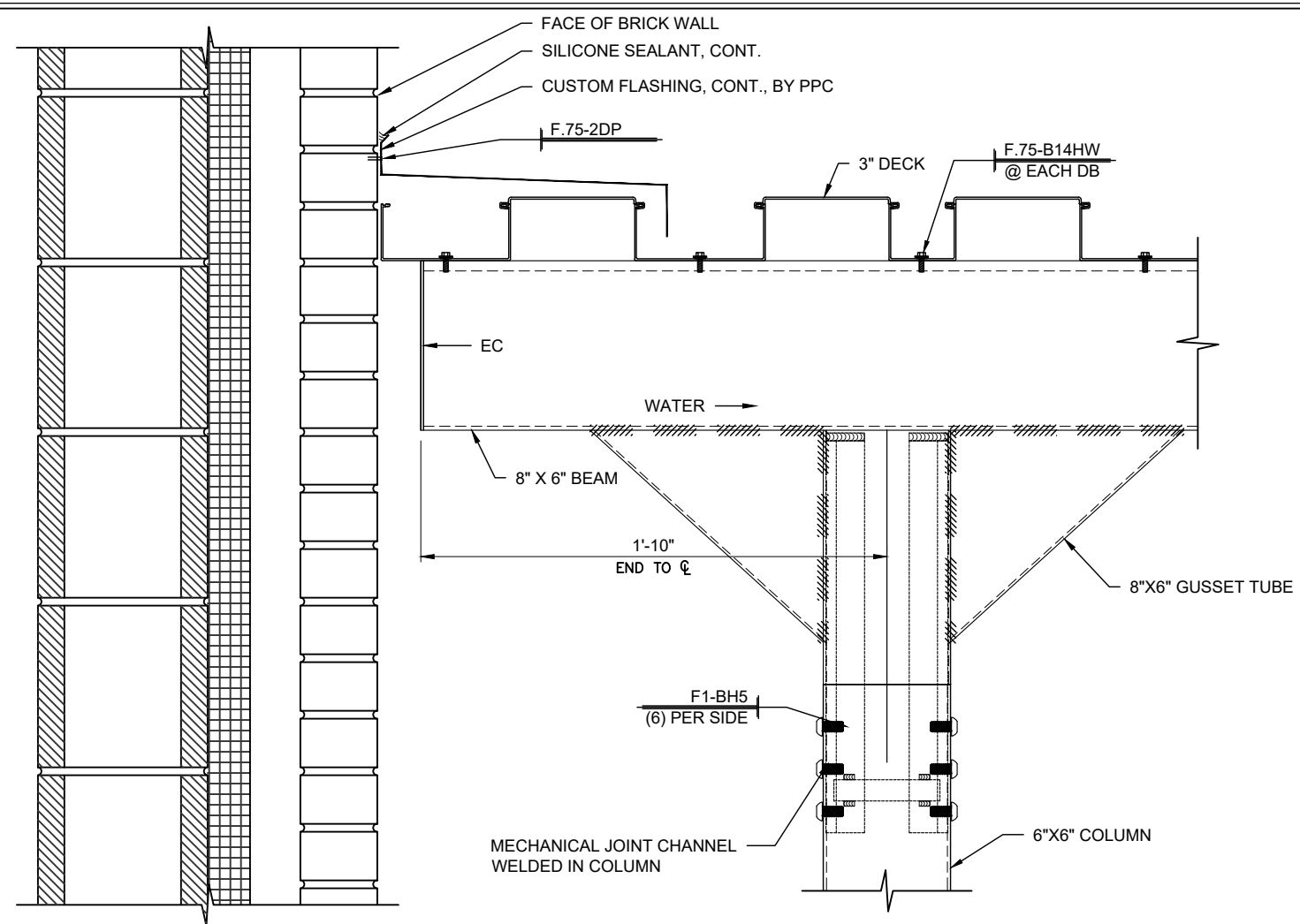


3
4.06 **CANOPY BAY BREAK SECTION**
SCALE: 1 1/2"=1'-0" CANOPY:J
REF.: C2/A417

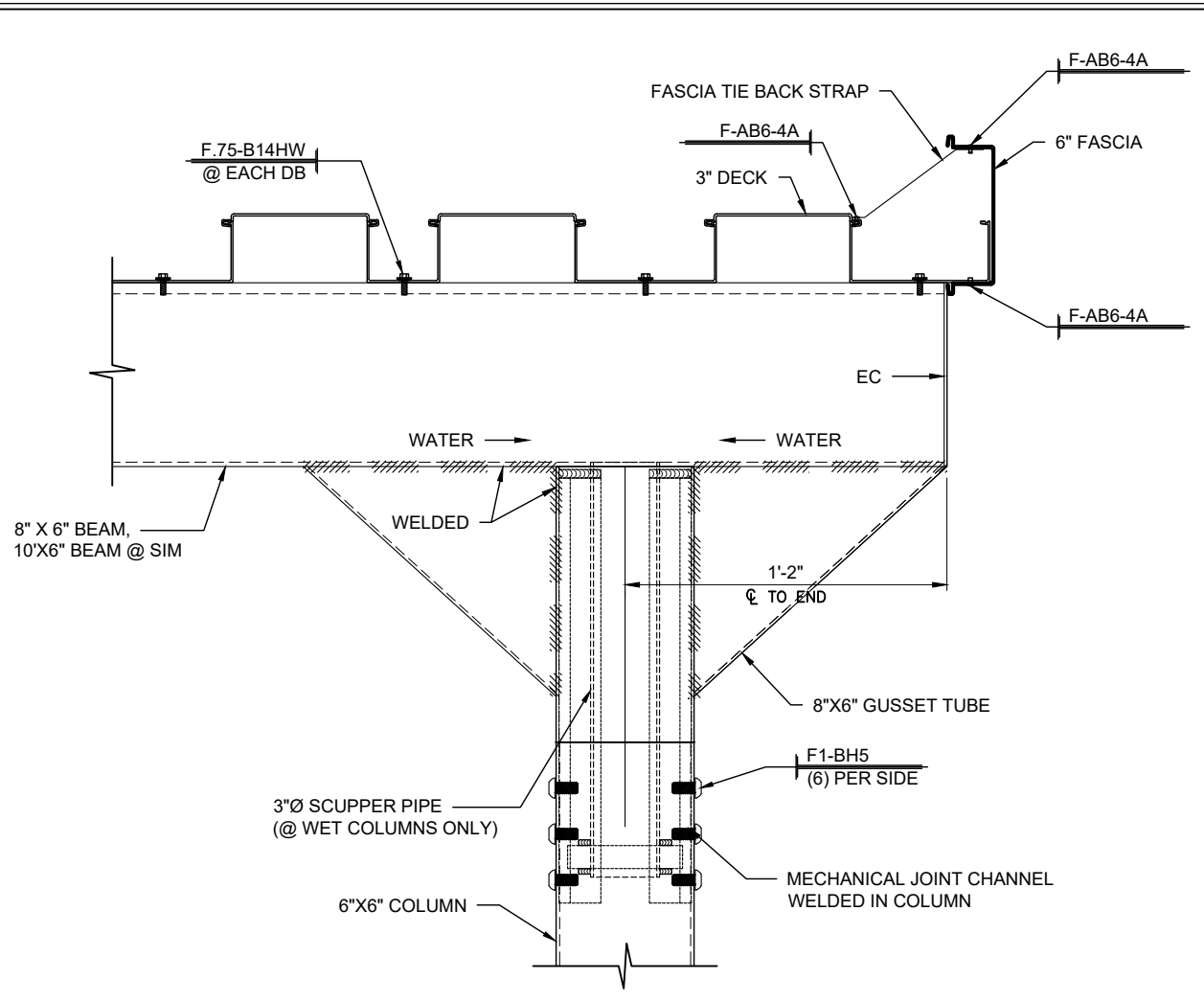


DWG BY:	
SUBJECT:	
DATE:	
REV.:	

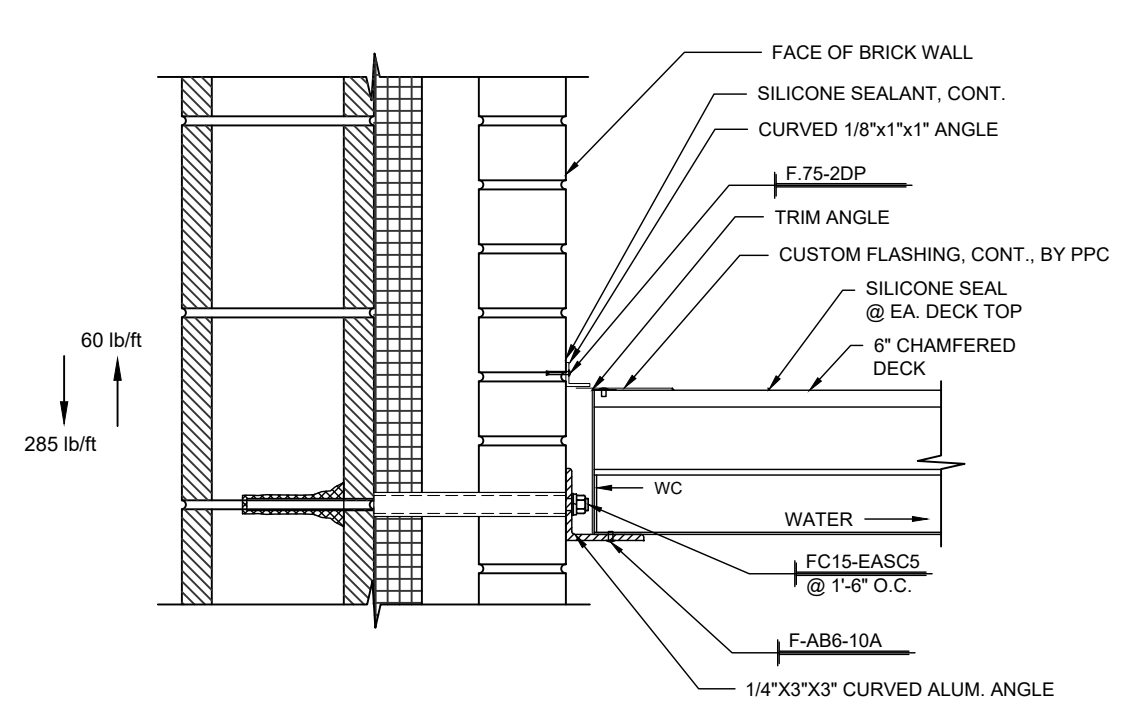
PROJECT:	BELMONT MIDDLE SCHOOL
CUSTOMER:	BEAM CONSTRUCTION COMPANY, INC.
ARCHITECT:	LS3P ASSOCIATES LTD.
LOCATION:	SOUTH POINT ROAD, NC
DATE:	2/1/19
DWN. BY:	LKA
CHKD. BY:	RW
DRAWING NO.:	4.06
PPC JOB NO.:	7164



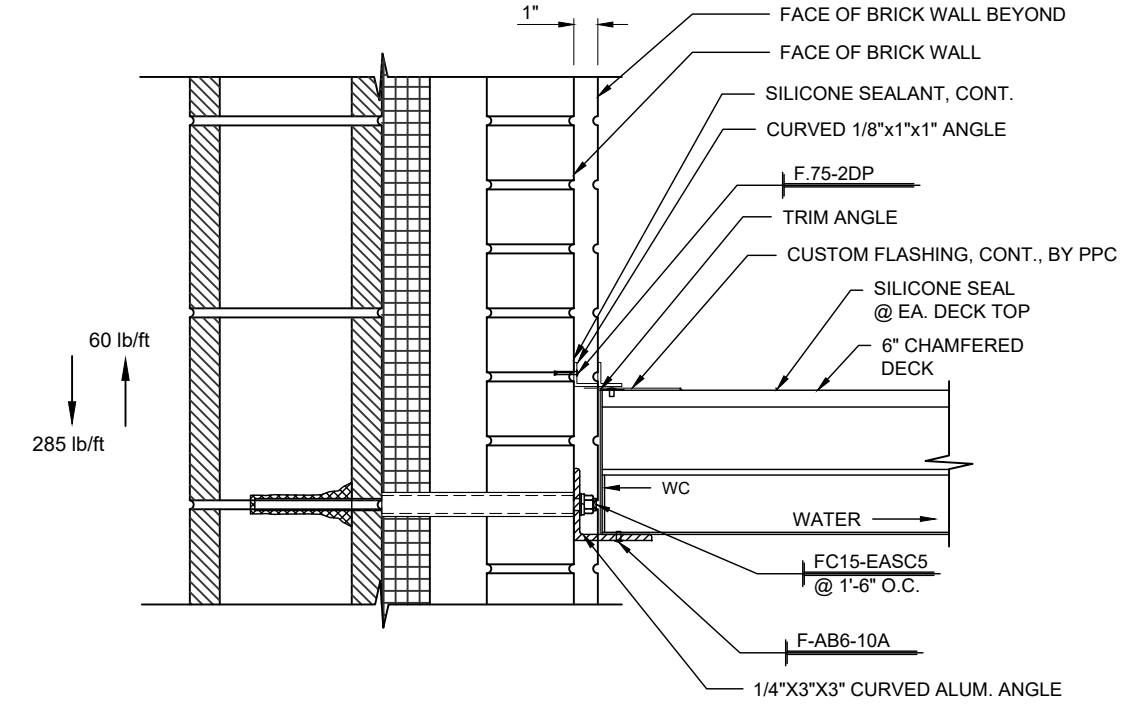
1 CANOPY MECH JT DETAIL
4.07 SCALE: 1 1/2"=1'-0" CANOPY: J
REF.: NONE



2 CANOPY MECH JT DETAIL
4.07 SCALE: 1 1/2"=1'-0" CANOPY: J
REF.: NONE



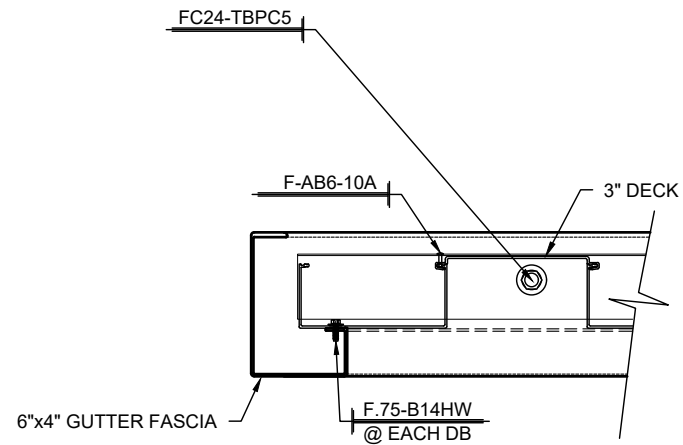
3 WALL ANGLE CONNECTION
4.07 SCALE: 1 1/2"=1'-0" CANOPIES: D & G
REF.: A1/A-417 (SIM.)



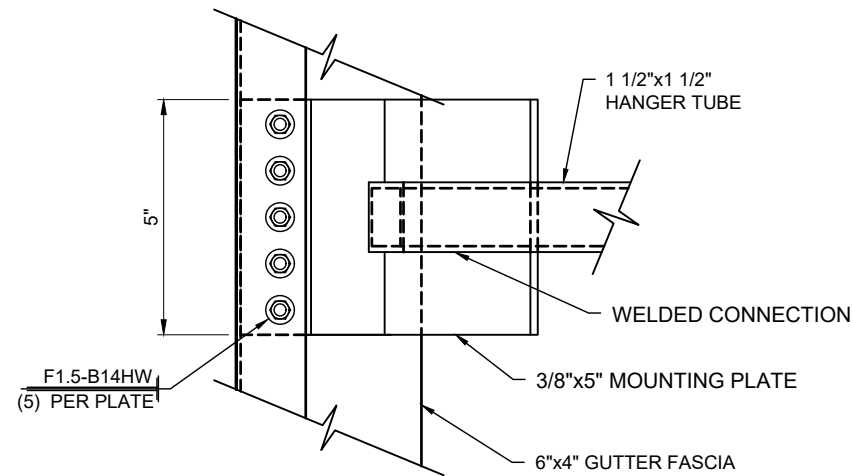
4 WALL ANGLE CONNECTION
4.07 SCALE: 1 1/2"=1'-0" CANOPIES: D & G
REF.: A1/A-417 (SIM.)

DWG BY	
SUBJECT	
DATE	
REV.	

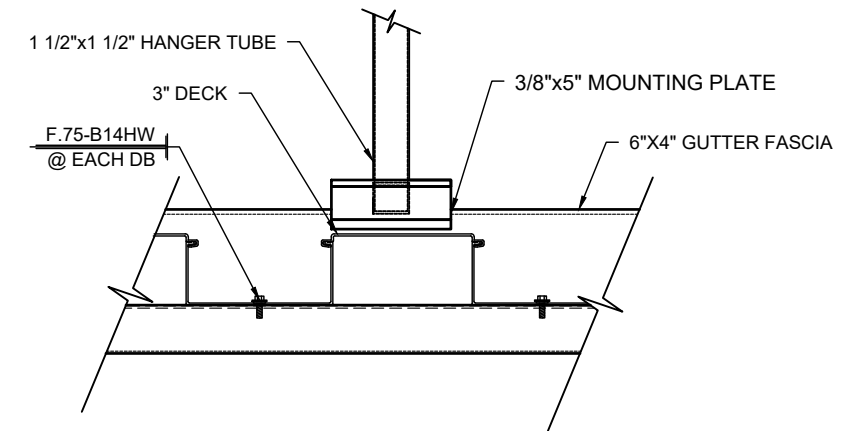
PROJECT:	BELMONT MIDDLE SCHOOL
CUSTOMER:	BEAM CONSTRUCTION COMPANY, INC.
ARCHITECT:	LS3P ASSOCIATES LTD.
LOCATION:	SOUTH POINT ROAD, NC
DATE:	2/1/19
DWN. BY:	LKA
CHKD. BY:	RW
DRAWING NO.:	4.07
PPC JOB NO.:	7164



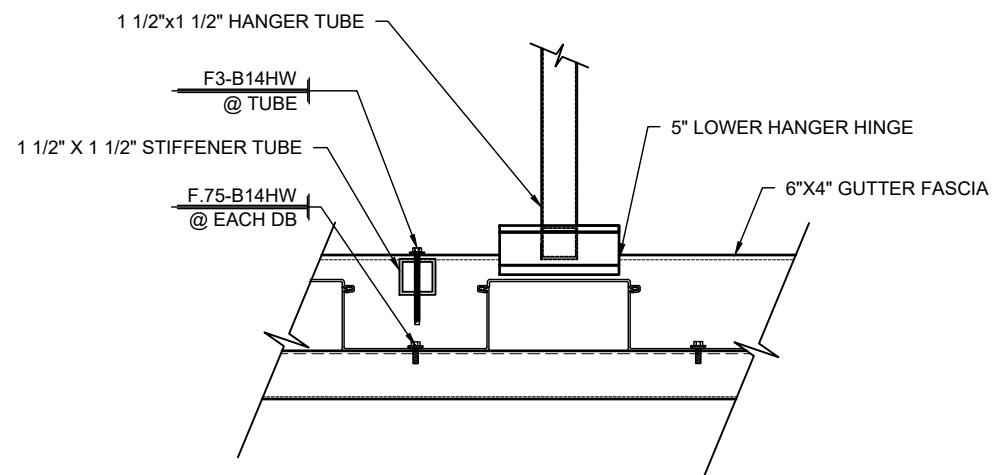
1
4.51 CANOPY SECTION
SCALE: 3"=1'-0" CANOPIES: K, L & M
REF.: NONE




2
4.51 CANOPY SECTION
SCALE: 3"=1'-0" CANOPIES: K, L & M
REF.: NONE



3
4.51 CANOPY SECTION
SCALE: 3"=1'-0" CANOPIES: K, L & M
REF.: NONE



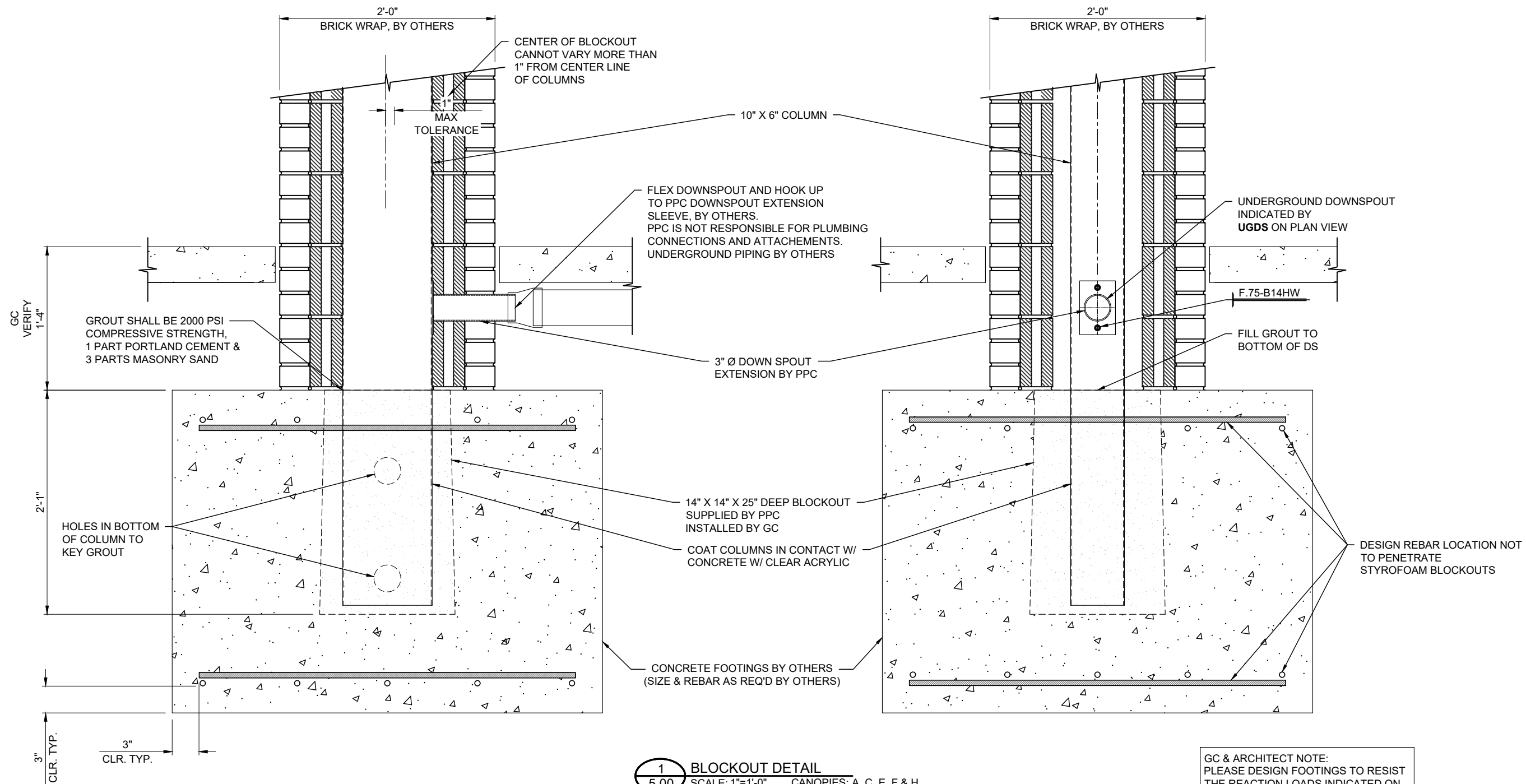
4
4.51 CANOPY SECTION
SCALE: 3"=1'-0" CANOPIES: K, L & M
REF.: NONE



DWG BY	
SUBJECT	
DATE	
REV.	

PROJECT:	BELMONT MIDDLE SCHOOL
CUSTOMER:	BEAM CONSTRUCTION COMPANY, INC.
ARCHITECT:	LS3P ASSOCIATES LTD.
LOCATION:	SOUTH POINT ROAD, NC

DATE:	2/1/19
DWN. BY:	LKA
CHKD. BY:	RW
DRAWING NO.:	4.51
PPC JOB NO.:	7164



1
5.00 **BLOCKOUT DETAIL**
SCALE: 1"=1'-0" CANOPIES: A, C, E, F & H
REF.: NONE

GC & ARCHITECT NOTE:
PLEASE DESIGN FOOTINGS TO RESIST
THE REACTION LOADS INDICATED ON
SECTIONS 1, 3 & 4/3.00, 1/3.01 & 1/3.02

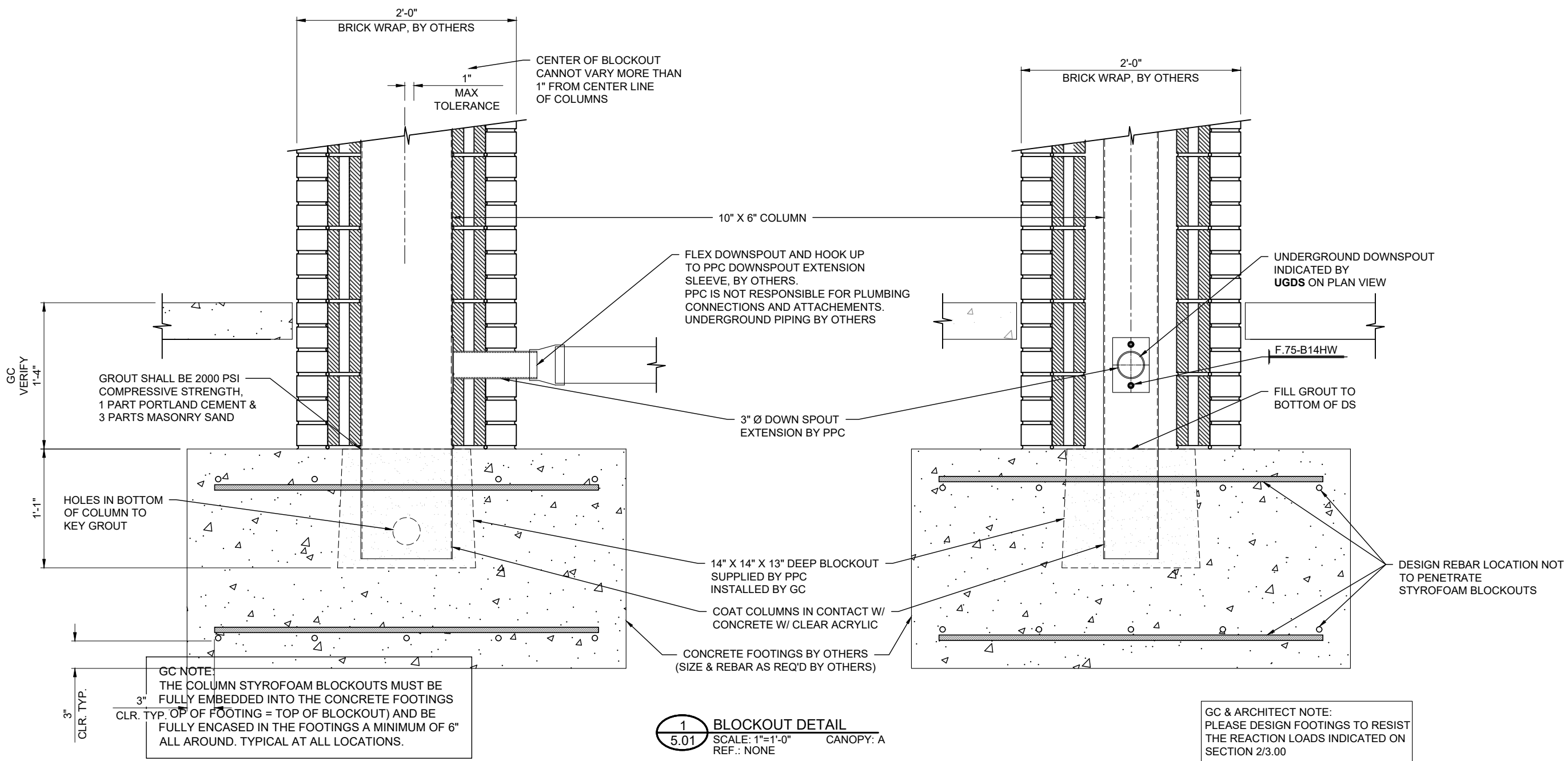
GC NOTE:
THE COLUMN STYROFOAM BLOCKOUTS MUST BE
FULLY EMBEDDED INTO THE CONCRETE FOOTINGS
(TOP OF FOOTING = TOP OF BLOCKOUT) AND BE
FULLY ENCASED IN THE FOOTINGS A MINIMUM OF 6"
ALL AROUND. TYPICAL AT ALL LOCATIONS.

BLOCKOUT SCHEDULE

LABEL	DETAIL	BLOCKOUT	CANOPIE
B1	1/5.00	14" X 14" X 25"	CANOPIES A, C, E, F & H
B2	1/5.02 & 1/5.03	10" X 10" X 13"	CANOPIES A, D, F, G, H & J
B3	1/5.01	14" X 14" X 13"	CANOPIE A
B4	1/5.05	16" X 16" X 25"	CANOPIE A
B5	1/5.06	16" X 16" X 13"	CANOPIE A

DWG BY	
SUBJECT	
DATE	
REV.	

PROJECT:	BELMONT MIDDLE SCHOOL
CUSTOMER:	BEAM CONSTRUCTION COMPANY, INC.
ARCHITECT:	LS3P ASSOCIATES LTD.
LOCATION:	SOUTH POINT ROAD, NC
DATE:	2/1/19
DWN. BY:	LKA
CHKD. BY:	RW
DRAWING NO.:	5.00
PPC JOB NO.:	7164



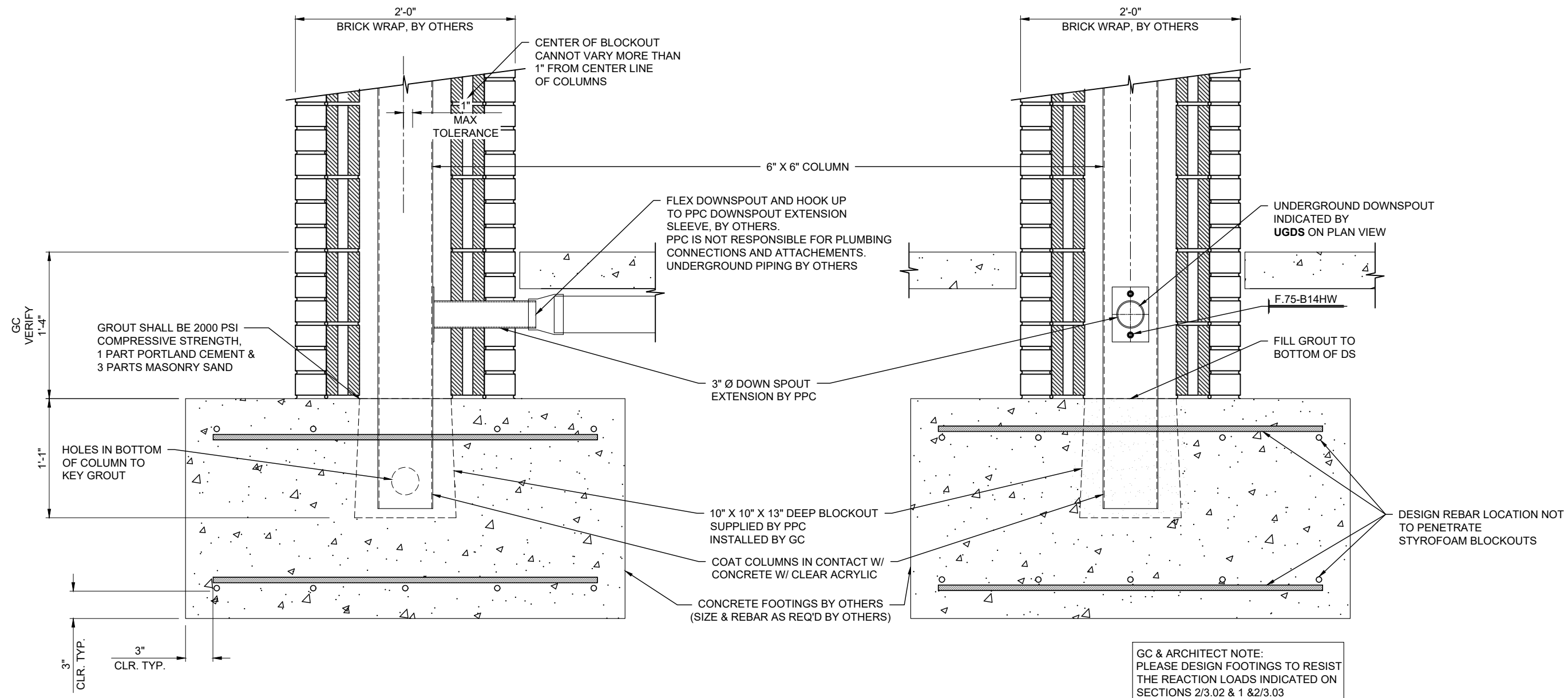
GC NOTE:
 THE COLUMN STYROFOAM BLOCKOUTS MUST BE FULLY EMBEDDED INTO THE CONCRETE FOOTINGS CLR. TYP. OP OF FOOTING = TOP OF BLOCKOUT) AND BE FULLY ENCASED IN THE FOOTINGS A MINIMUM OF 6" ALL AROUND. TYPICAL AT ALL LOCATIONS.

1
5.01 BLOCKOUT DETAIL
 SCALE: 1"=1'-0" CANOPY: A
 REF.: NONE

GC & ARCHITECT NOTE:
 PLEASE DESIGN FOOTINGS TO RESIST THE REACTION LOADS INDICATED ON SECTION 2/3.00

DWG BY	
SUBJECT	
DATE	
REV.	

PROJECT:	BELMONT MIDDLE SCHOOL
CUSTOMER:	BEAM CONSTRUCTION COMPANY, INC.
ARCHITECT:	LS3P ASSOCIATES LTD.
LOCATION:	SOUTH POINT ROAD, NC
DATE:	2/1/19
DWN. BY:	LKA
CHKD. BY:	RW
DRAWING NO.:	5.01
PPC JOB NO.:	7164



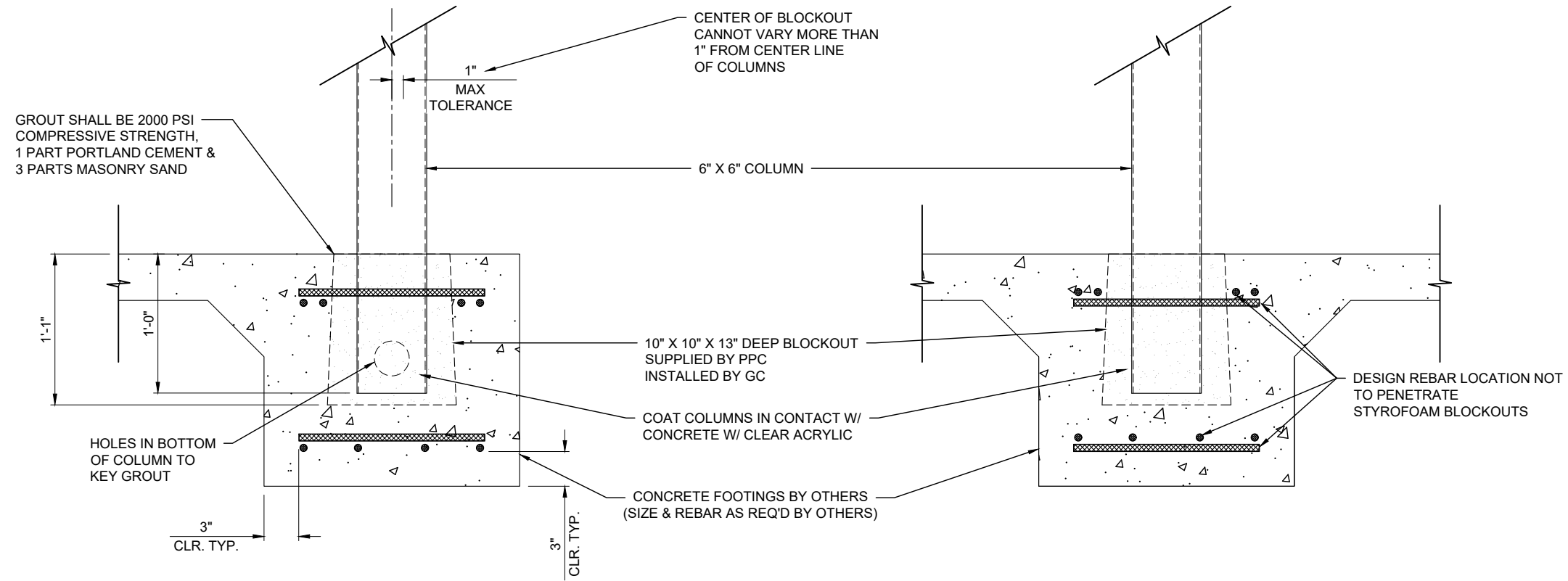
GC NOTE:
THE COLUMN STYROFOAM BLOCKOUTS MUST BE FULLY EMBEDDED INTO THE CONCRETE FOOTINGS (TOP OF FOOTING = TOP OF BLOCKOUT) AND BE FULLY ENCASED IN THE FOOTINGS A MINIMUM OF 6" ALL AROUND. TYPICAL AT ALL LOCATIONS.

1
5.02 BLOCKOUT DETAIL
SCALE: 1"=1'-0" CANOPIES: D, F, G, H & J
REF.: NONE

DWG BY	
SUBJECT	
DATE	
REV.	

PROJECT:	BELMONT MIDDLE SCHOOL
CUSTOMER:	BEAM CONSTRUCTION COMPANY, INC.
ARCHITECT:	LS3P ASSOCIATES LTD.
LOCATION:	SOUTH POINT ROAD, NC

DATE:	2/1/19
DWN. BY:	LKA
CHKD. BY:	RW
DRAWING NO.:	5.02
PPC JOB NO.:	7164



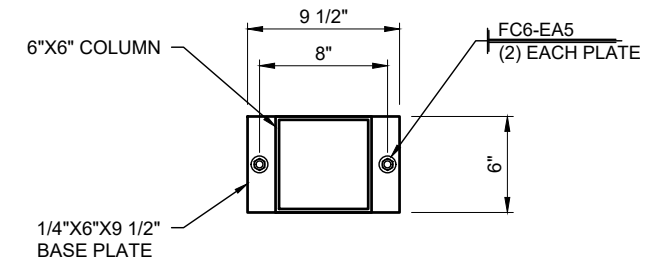
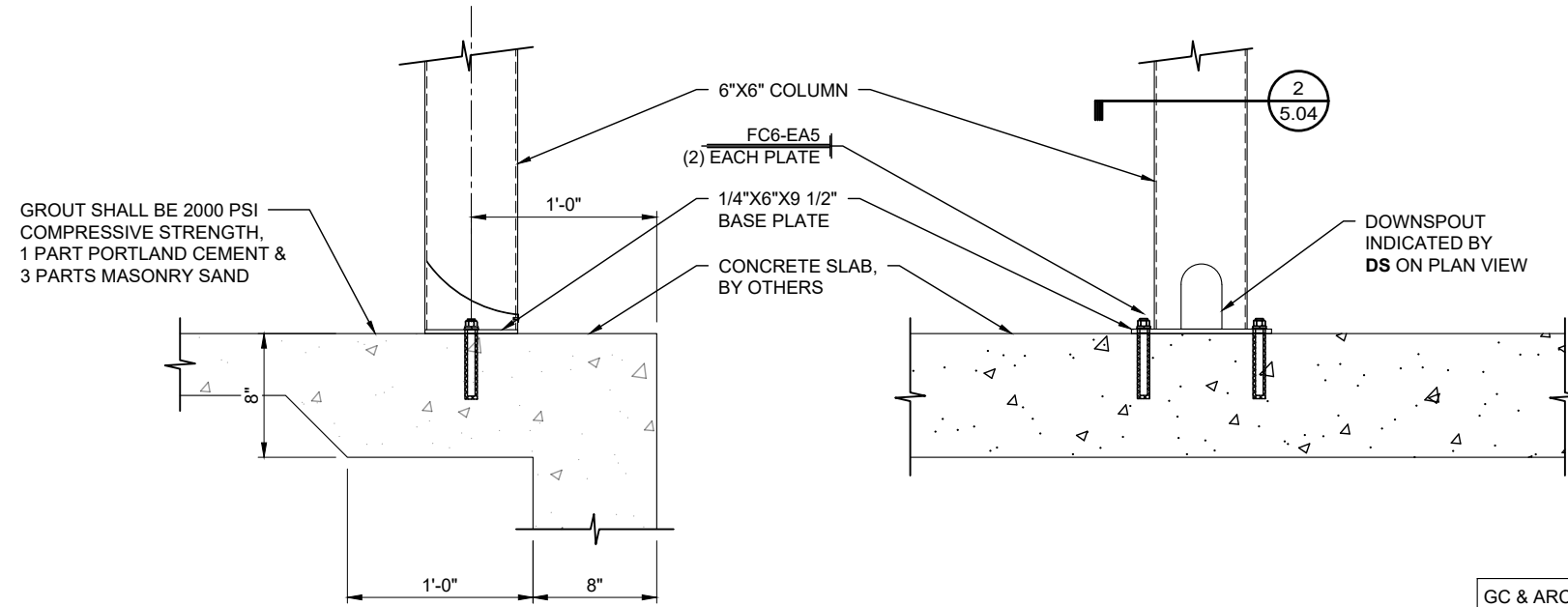
GC NOTE:
THE COLUMN STYROFOAM BLOCKOUTS MUST BE FULLY EMBEDDED INTO THE CONCRETE FOOTINGS (TOP OF FOOTING = TOP OF BLOCKOUT) AND BE FULLY ENCASED IN THE FOOTINGS A MINIMUM OF 6" ALL AROUND. TYPICAL AT ALL LOCATIONS.

1
5.03 BLOCKOUT DETAIL
SCALE: 1"=1'-0" CANOPY: A
REF.: NONE

GC & ARCHITECT NOTE:
PLEASE DESIGN FOOTINGS TO RESIST THE REACTION LOADS INDICATED ON SECTION 2/3.00

DWG BY	
SUBJECT	
DATE	
REV.	

PROJECT:	BELMONT MIDDLE SCHOOL
CUSTOMER:	BEAM CONSTRUCTION COMPANY, INC.
ARCHITECT:	LS3P ASSOCIATES LTD.
LOCATION:	SOUTH POINT ROAD, NC
DATE:	2/1/19
DWN. BY:	LKA
CHKD. BY:	RW
DRAWING NO.:	5.03
PPC JOB NO.:	7164



2 BASE PLATE SECTION
 SCALE: 1"=1'-0" CANOPY: B
 REF.: NONE

1 BASE PLATE DETAIL
 SCALE: 1"=1'-0" CANOPY: B
 REF.: A5/A-352 & D1/S-504

GC & ARCHITECT NOTE:
 PLEASE DESIGN FOOTINGS TO RESIST
 THE REACTION LOADS INDICATED ON
 SECTION 2/3.01

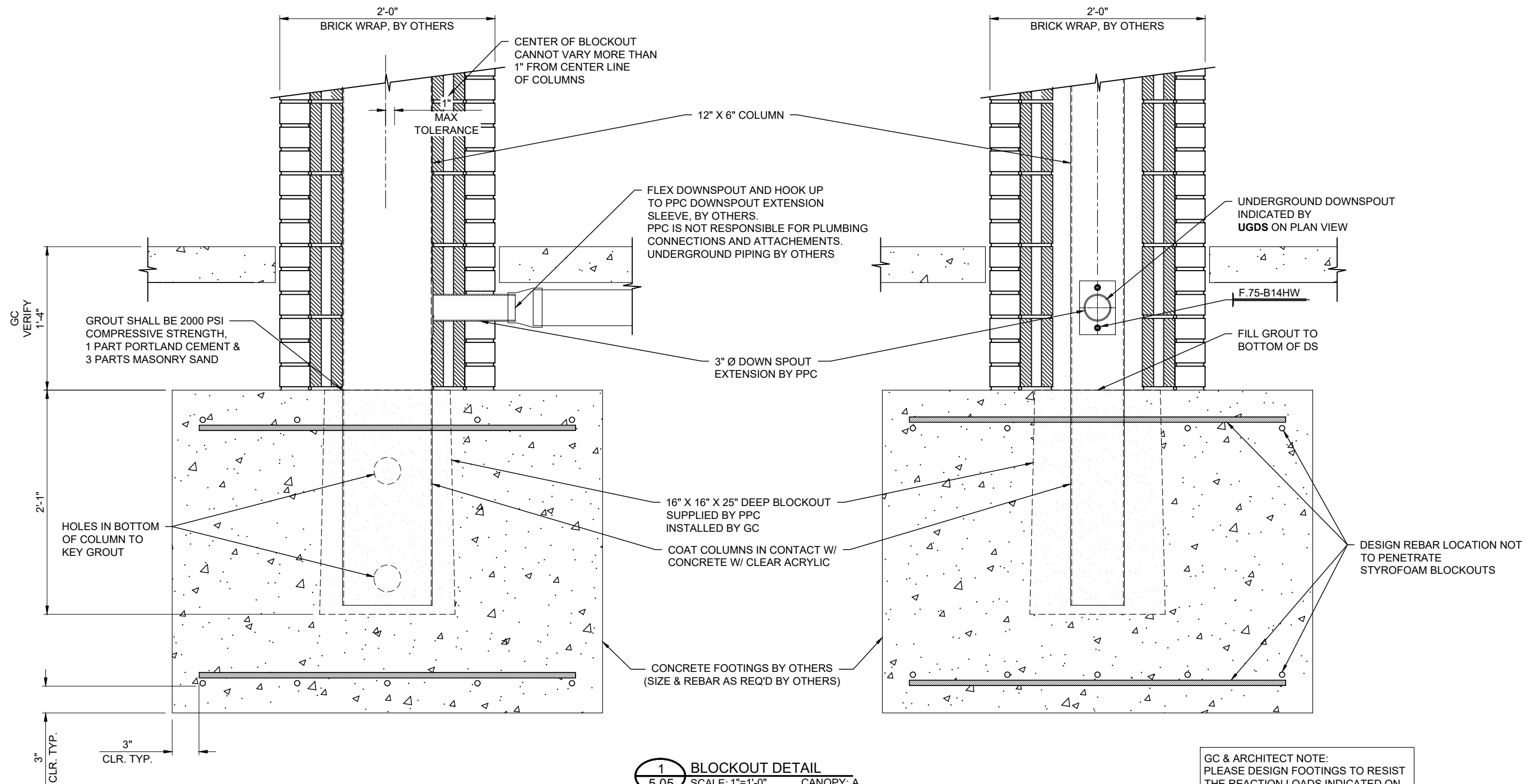
BASE PLATE SCHEDULE

LABEL	DETAIL	BASE PLATE	CANOPY
BP1	1/5.04	1/4" X 6" X 9 1/2"	CANOPY B

DWG BY	
SUBJECT	
DATE	
REV.	

PROJECT:	BELMONT MIDDLE SCHOOL
CUSTOMER:	BEAM CONSTRUCTION COMPANY, INC.
ARCHITECT:	LS3P ASSOCIATES LTD.
LOCATION:	SOUTH POINT ROAD, NC

DATE:	2/1/19
DWN. BY:	LKA
CHKD. BY:	RW
DRAWING NO.:	5.04
PPC JOB NO.:	7164

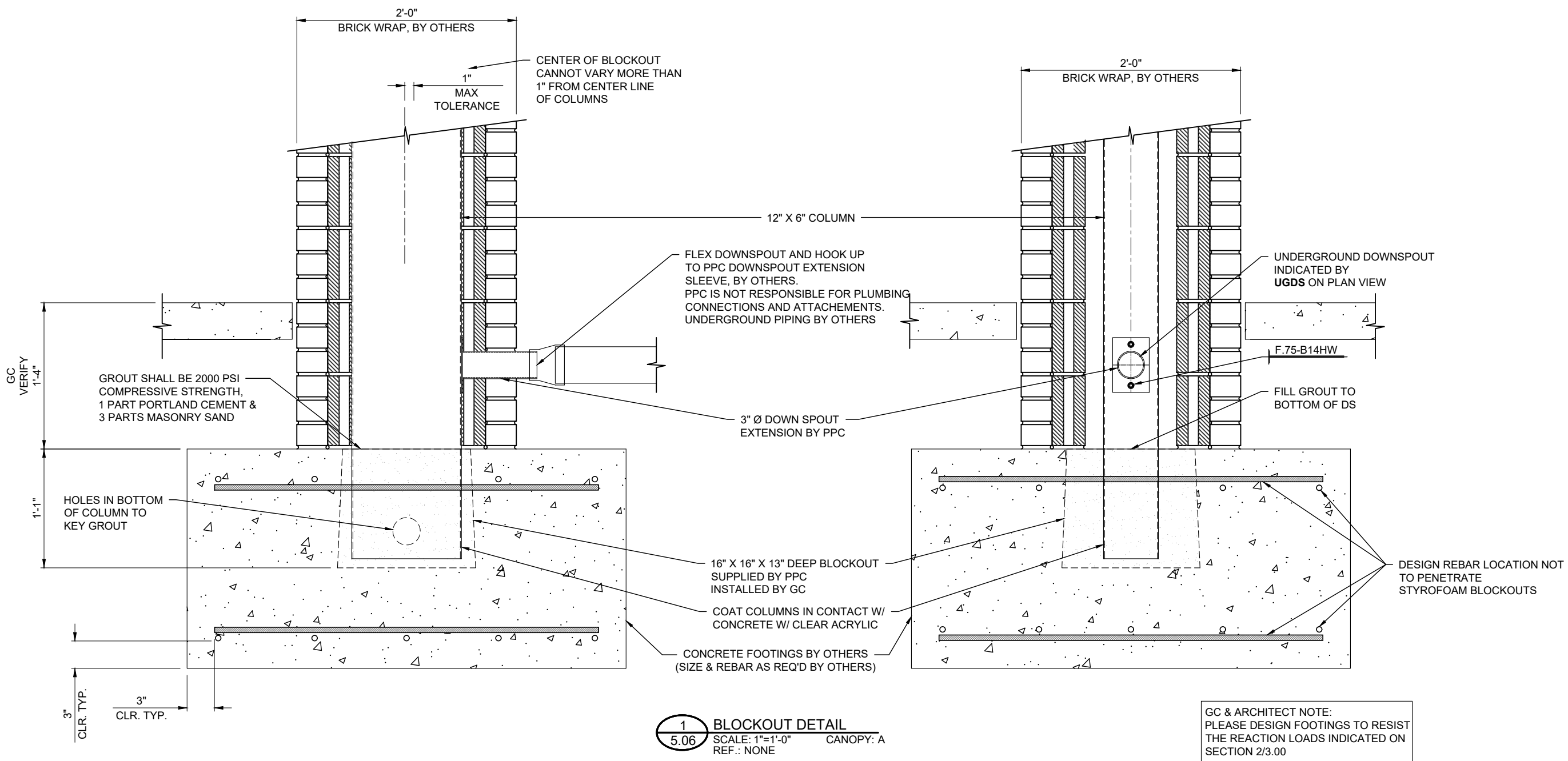


1
5.05 **BLOCKOUT DETAIL**
SCALE: 1"=1'-0" CANOPY: A
REF.: NONE
BENT(S): 116 & 117

GC & ARCHITECT NOTE:
PLEASE DESIGN FOOTINGS TO RESIST
THE REACTION LOADS INDICATED ON
SECTIONS 3/3.00

DWG BY	
SUBJECT	
DATE	
REV.	

PROJECT:	BELMONT MIDDLE SCHOOL
CUSTOMER:	BEAM CONSTRUCTION COMPANY, INC.
ARCHITECT:	LS3P ASSOCIATES LTD.
LOCATION:	SOUTH POINT ROAD, NC
DATE:	2/1/19
DWN. BY:	LKA
CHKD. BY:	RW
DRAWING NO.:	5.05
PPC JOB NO.:	7164



1
5.06 **BLOCKOUT DETAIL**
SCALE: 1"=1'-0" CANOPY: A
REF.: NONE
BENT(S): 118 & 119

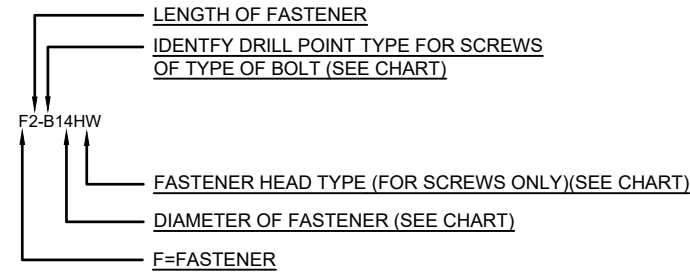
GC & ARCHITECT NOTE:
PLEASE DESIGN FOOTINGS TO RESIST
THE REACTION LOADS INDICATED ON
SECTION 2/3.00

DWG BY	
SUBJECT	
DATE	
REV.	

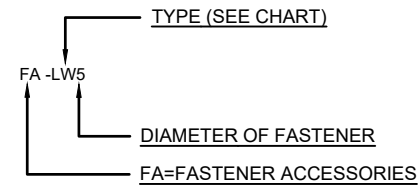
PROJECT:	BELMONT MIDDLE SCHOOL
CUSTOMER:	BEAM CONSTRUCTION COMPANY, INC.
ARCHITECT:	LS3P ASSOCIATES LTD.
LOCATION:	SOUTH POINT ROAD, NC
DATE:	2/1/19
DWN. BY:	LKA
CHKD. BY:	RW
DRAWING NO.:	5.06
PPC JOB NO.:	7164

FASTENER SCHEDULE

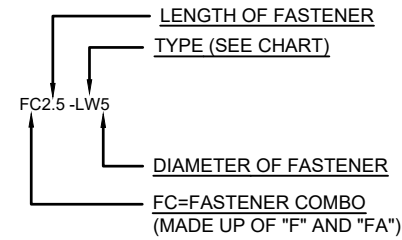
FASTENER IDENTIFICATION



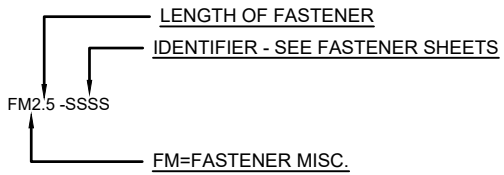
FASTENER ACCESORIES IDENTIFICATION



FASTENER COMBO IDENTIFICATION



FASTENER MISC. IDENTIFICATION



FASTENER DIAMETER CHART

- 10 = #10
- 12 = #12
- 14 = #14
- 2 = .250" (1/4")
- 3 = .375" (3/8")
- 5 = .500" (1/2")
- 6 = .625" (5/8")
- 7 = .750" (3/4")

F=FASTENER

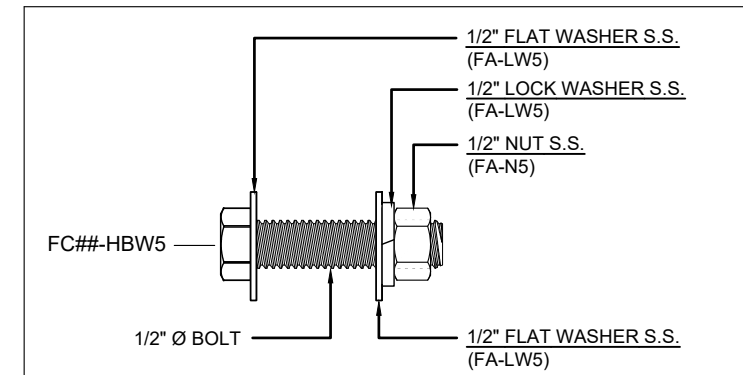
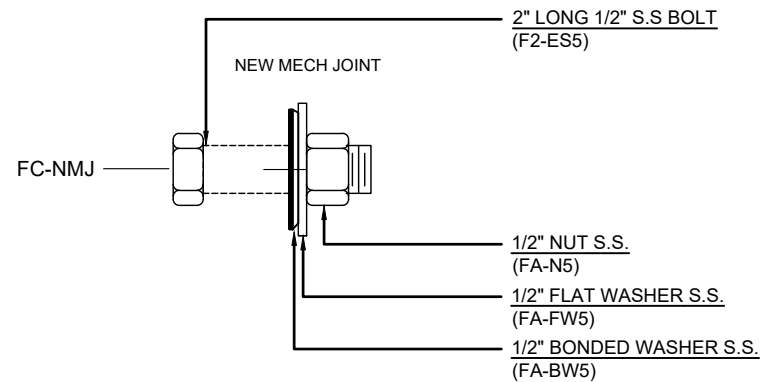
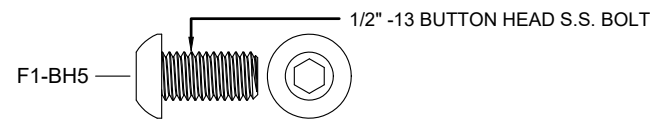
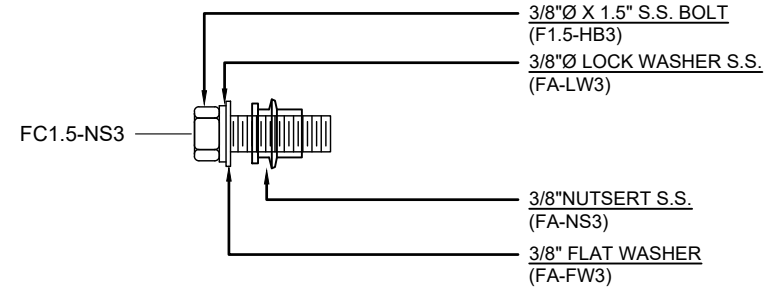
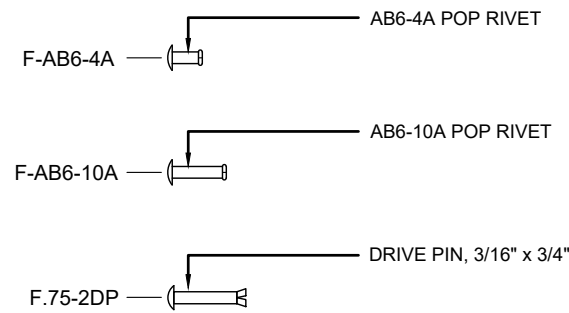
- B B POINT
- BB BUTTON HEAD BOLT
- CB COUNTER SUNK BOLT
- EBR EYE BOLT RIGHT HAND THREAD
- EBL LEFT HAND THREAD
- HB HEX HEAD BOLT
- LB LAG BOLT
- SB SHOULDER BOLT
- T TEK
- TC TAPCON
- TR THREADED ROD
- W WOOD SCREW

FA=FASTENER ACCESSORIES

- AN ACORN NUT
- BW BONDED WASHER
- FW FLAT WASHER
- JN JAM NUT
- IW INTERNAL WASHER
- LS LAG SHIELD
- LW LOCK WASHER
- N NUT
- NS NUTSERT

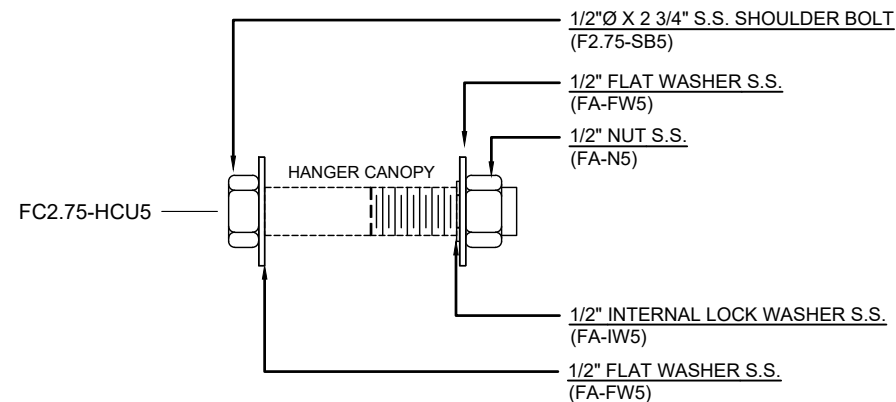
FC=FASTENER COMBO

- BBP BACK TO BACK IBP
- CHU CUSTOM HANGER CANOPY UPPER
- CHL CUSTOM HANGER CANOPY LOWER
- EAS EPOXY ANCHOR WITH SCREEN
- EABP EPOXY ANCHOR WITH STANDOFF BASEPLATE
- EASC EPOXY ANCHOR WITH SCREEN & COMP. SLEEVE
- HCU HANGER CANOPY UPPER BRACKET
- IBP INTERNAL BOLT PLATE
- NMJ NEW MECH JOINT
- NS NUTSERT
- OMB OLD MECH. JOINT W/ BUTTON HEAD
- OMC OLD MECH. JOINT W/ COUNTER SUNK
- TBP THRU BOLT WITH BACKER PLATE
- TBPC THRU BOLT WITH BACKER PLATE W/COMP. SLEEVE
- DT DRILL & TAP THREADED ROD
- DTC DRILL & TAP THREADED ROD W/COMP. SLEEVE
- WLH WELDED LOWER HANGER BRACKET



1/2" Ø S.S. BOLT W/ WASHER AND NUT		
NAME	DESCRIPTION	USE
FC2.5-IBP5	2 1/2" LONG BOLT (F2.5-HB5)	IBP TO ADJACENT

F##-B14HW	
14B S.S. FASTENER W/ NEOPRENE WASHER	
F.75-B14HW	3/4" LONG FASTENER
F1.5-B14HW	1 1/2" LONG FASTENER
F2-B14HW	2" LONG FASTENER
F3-B14HW	3" LONG FASTENER
F5-B14HW	5" LONG FASTENER



FASTENER ACCESSORIES

FA-N#	FA-FW#	FA-LW#
S.S. NUT	S.S. FLAT WASHER	S.S. LOCK WASHER
FA-N3	3/8" NUT	FA-FW3
FA-N5	1/2" NUT	FA-FW5
FA-N6	5/8" NUT	FA-FW6
		FA-LW3
		FA-LW5
		FA-LW6

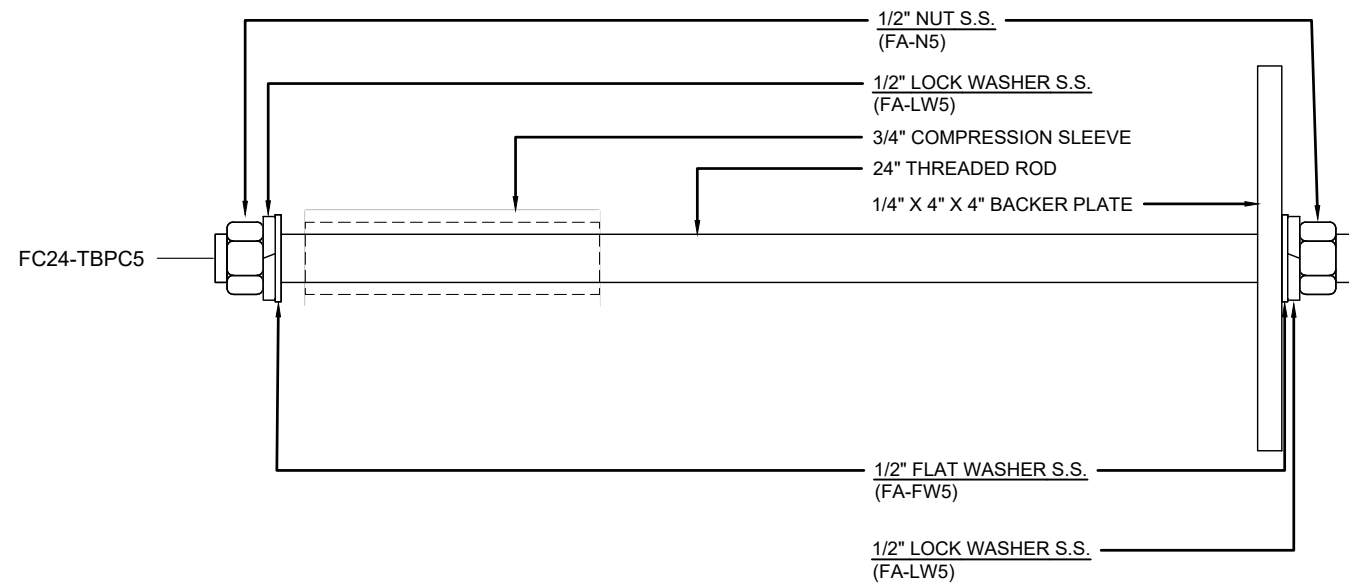
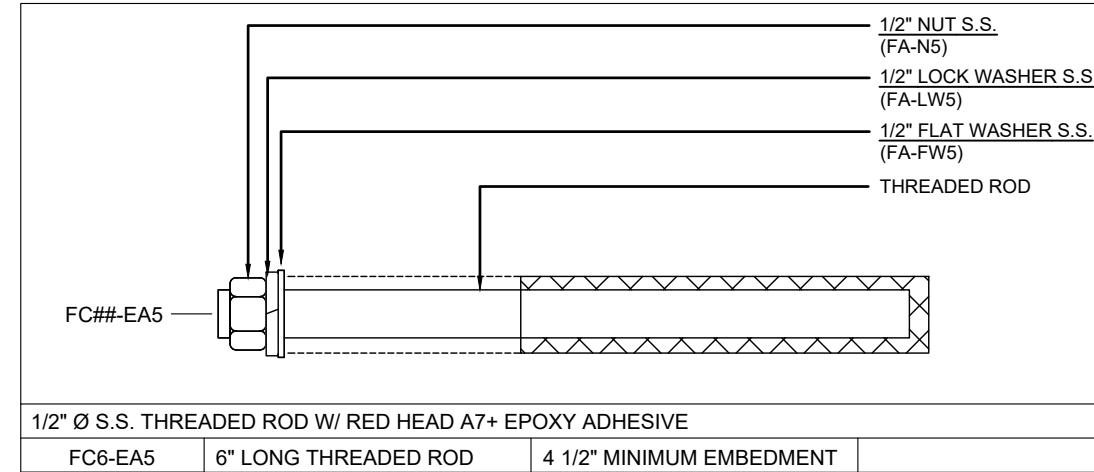
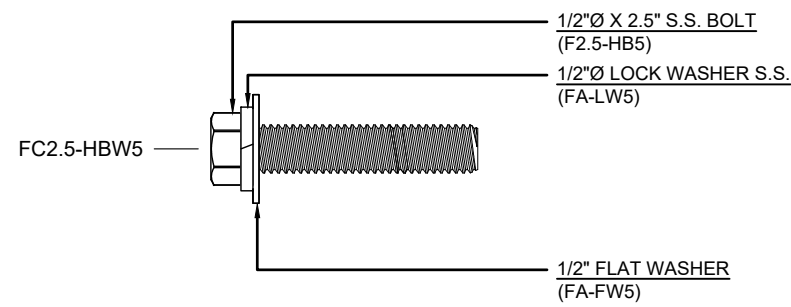
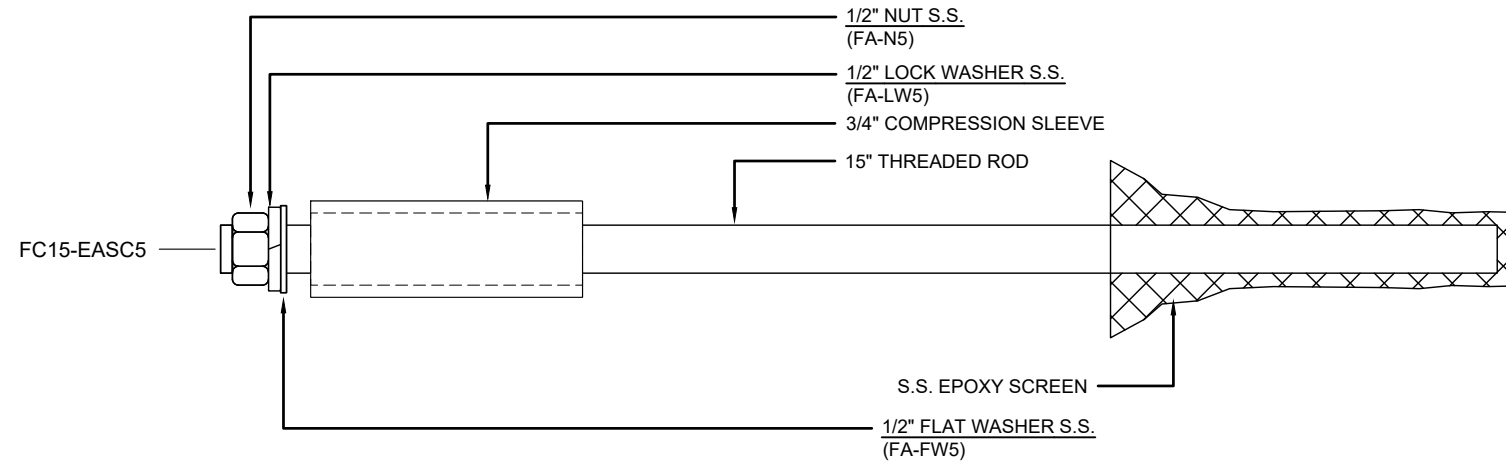


DWG BY:	
SUBJECT:	
DATE:	
REV:	

PROJECT: BELMONT MIDDLE SCHOOL
 CUSTOMER: BEAM CONSTRUCTION COMPANY, INC.
 ARCHITECT: LS3P ASSOCIATES LTD.
 LOCATION: SOUTH POINT ROAD, NC

DATE:	2/1/19
DWN. BY:	LKA
CHKD. BY:	RW
DRAWING NO.:	6.00
PPC JOB NO.:	7164

FC - FASTENER COMBINATION SCHEDULE



DWG BY	
SUBJECT	
DATE	
REV.	

PROJECT: BELMONT MIDDLE SCHOOL
 CUSTOMER: BEAM CONSTRUCTION COMPANY, INC.
 ARCHITECT: LS3P ASSOCIATES LTD.
 LOCATION: SOUTH POINT ROAD, NC

DATE:	2/1/19
DWN. BY:	LKA
CHKD. BY:	RW
DRAWING NO.:	6.01
PPC JOB NO.:	7164